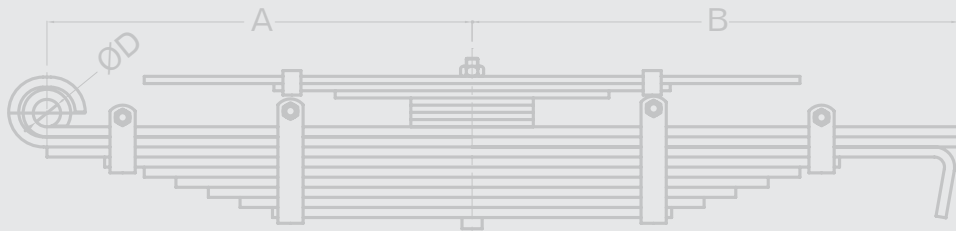
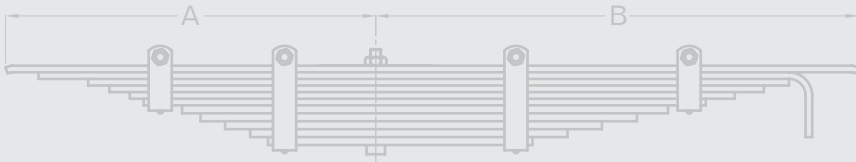
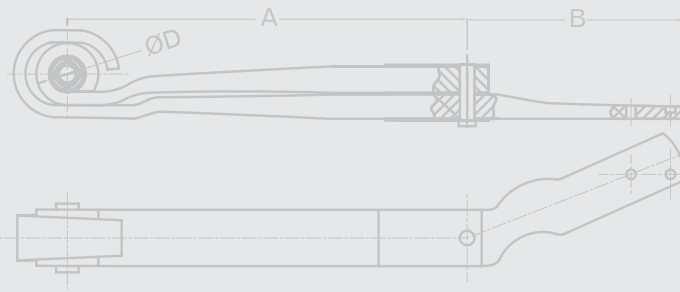
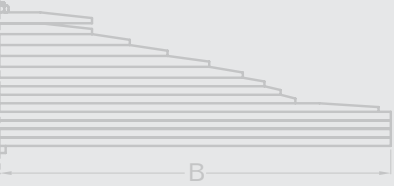
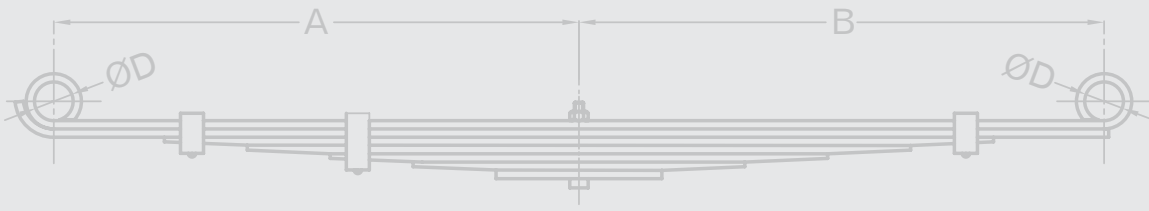


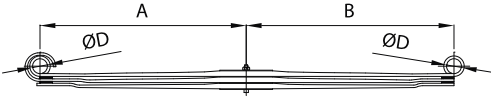
**DiKMEN**  
LEAF SPRINGS CO. LTD.



MAKASLAR / LEAF-SPRING

[www.dikmenotomotiv.com.tr](http://www.dikmenotomotiv.com.tr)

**FORD**



A : Sağ Mesafe / Right Distance  
 B : Sol Mesafe / Left Distance  
 C : Kavis -Ticari Sınıf / Curve - Commercial Class  
 M : Malzeme Ebatı / Material Dimension  
 D : Burç Ölçüleri / Bush Dimension

**PS100.01.00**
**T 280 ARKA**  
 T 280 REAR


Dikmen No	M (mm)	A-B (mm)	C (mm)	Ø D (0x0xmm)	AĞIRLIK Weight(kg)
PS100.01.00	Komple Makas		105	72xØ57xØ18	18,000
PS100.01.01	60x17	692-670	P. BURÇLU	68xØ50xØ14	10,500
PS100.01.02	60x17	700-685	P. DÜZ		7,090

**PS100.02.00**
**T120-350 ARKA (T 280 3 KATLI)**  
 T120-350 REAR (T 280 3 LEAVES)


Dikmen No	M (mm)	A-B (mm)	C (mm)	Ø D (0x0xmm)	AĞIRLIK Weight(kg)
PS100.02.00	Komple Makas		140	72xØ57xØ18	23,200
PS100.02.01	60x11	695-685	K. BURÇLU	68xØ50xØ14	9,100
PS100.02.02	60x17	610-610	P. DÜZ		5,820
PS100.02.03	60x21	615-615	P. DÜZ		7,000

**PS100.02.00.K**
**T120-350 ARKA (T 280 3 KATLI)**  
 T120-350 REAR (T 280 3 LEAVES)

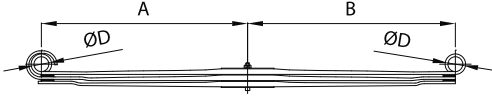

Dikmen No	M (mm)	A-B (mm)	C (mm)	Ø D (0x0xmm)	AĞIRLIK Weight(kg)
PS100.02.00.K	Komple Makas		140	72xØ57xØ18	23,700
PS100.02.01	60x11	695-685	K. BURÇLU	68xØ50xØ14	9,100
PS100.02.02	60x17	610-610	P. DÜZ		5,820
PS100.02.03.K	60x23	615-615	P. DÜZ		8,200

**PS100.04.00**
**CONNECT ARKA**  
 CONNECT REAR


Dikmen No	M (mm)	A-B (mm)	C (mm)	Ø D (0x0xmm)	AĞIRLIK Weight(kg)
PS100.04.00	Komple Makas		120	73-46x	8,500
PS100.04.01	60x15	660-590	P. BURÇLU	Ø14xØ55	8,500
				73-46x	
				Ø14xØ52	

**PS100.05.00**
**T 300 ARKA**  
 T 300 REAR


Dikmen No	M (mm)	A-B (mm)	C (mm)	Ø D (0x0xmm)	AĞIRLIK Weight(kg)
PS100.05.00	Komple Makas		140	36xØ60xØ16	23,800
PS100.05.01	76x19	694-674	P. BURÇLU		13,800
PS100.05.02	76x19	705-685	P. DÜZ	Ø14xØ56	9,180
				x72-50	



- A : Sağ Mesafe / Right Distance
- B : Sol Mesafe / Left Distance
- C : Kavis -Ticari Sınıf / Curve - Commercial Class
- M : Malzeme Ebati / Material Dimension
- D : Burç Ölçüleri / Bush Dimension

## PS100.05.00.T

T 300 ARKA  
T 300 REAR



Dikmen No	M (mm)	A-B (mm)	C (mm)	Ø D (0x0xmm)	AĞIRLIK Weight(kg)
PS100.05.00.T	Komple Makas		140	36xØ60xØ16	33,000
PS100.05.01	76x19	694-674	P. BURÇLU		13,800
PS100.05.02.T	76x19	780-690	P. KIVRIK	Ø14xØ56 x72-50	9,600
PS100.05.02	76x19	705-685	P. DÜZ		9,180

## PS100.06.00

FORD T 280 ARKA TEK TEKER  
T 280 REAR



Dikmen No	M (mm)	A-B (mm)	C (mm)	Ø D (0x0xmm)	AĞIRLIK Weight(kg)
PS100.06.00	Komple Makas		100	72xØ57xØ16	10,500
PS100.06.01	60x19	690-670	P. BURÇLU	68xØ50xØ14	10,500

## PS100.07.00

T 350 ARKA  
T 350 REAR



Dikmen No	M (mm)	A-B (mm)	C (mm)	Ø D (0x0xmm)	AĞIRLIK Weight(kg)
PS100.07.00	Komple Makas		125	36xØ60xØ16	30,000
PS100.07.01	76x14	694-674	P. BURÇLU		11,300
PS100.07.02	76x14	710-685	P. DÜZ	Ø14xØ56 x72-50	7,640
PS100.07.03	76x19	710-685	P. DÜZ		10,000

## PS100.07.00.T

T 350 ARKA  
T 350 REAR



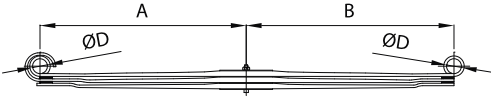
Dikmen No	M (mm)	A-B (mm)	C (mm)	Ø D (0x0xmm)	AĞIRLIK Weight(kg)
PS100.07.00.T	Komple Makas		125	36xØ60xØ16	38,200
PS100.07.01	76x14	694-674	P. BURÇLU		11,300
PS100.07.02.T	76x14	780-690	P. KIVRIK	Ø14xØ56 x72-50	8,050
PS100.07.02	76x14	710-685	P. DÜZ		7,640
PS100.07.03	76x19	710-685	P. DÜZ	10,000	

## PS100.08.00

T120-430 ARKA (Çift Teker) Y. M.  
T120-430 REAR N. M.



Dikmen No	M (mm)	A-B (mm)	C (mm)	Ø D (0x0xmm)	AĞIRLIK Weight(kg)
PS100.08.00	Komple Makas		130	Ø16xØ57x 72-60	17,000
PS100.08.01	60x15	695-670	P. BURÇLU		9,680
PS100.08.02	60x15	710-680	P. DÜZ	Ø14xØ50x 68-60	6,600



A : Sağ Mesafe / Right Distance  
 B : Sol Mesafe / Left Distance  
 C : Kavis -Ticari Sınıf / Curve - Commercial Class  
 M : Malzeme Ebatı / Material Dimension  
 D : Burç Ölçüleri / Bush Dimension

**PS100.09.00**
**T 300 ARKA TEK TEKER (T 100-330)**  
 T 300 REAR (T 100-330)


Dikmen No	M (mm)	A-B (mm)	C (mm)	Ø D (0x0xmm)	AĞIRLIK Weight(kg)
PS100.09.00	Komple Makas		130	36xØ60xØ16	14,100
PS100.09.01	76x22	694-675	P. BURÇLU		14,100
				Ø14xØ56 x72-50	

**PS100.09.00.T**
**T 300 ARKA TEK TEKER (T 100-330)**  
 T 300 REAR (T 100-330)


Dikmen No	M (mm)	A-B (mm)	C (mm)	Ø D (0x0xmm)	AĞIRLIK Weight(kg)
PS100.09.00.T	Komple Makas		130	36xØ60xØ16	24,350
PS100.09.01	76x22	694-675	P. BURÇLU		14,100
PS100.09.02.T	76x14	785-715	K.SÜZME	Ø14xØ56 x72-50	9,650

**PS100.11.00**
**TR 100- T330 ARKA**  
 TR 100- T330 REAR

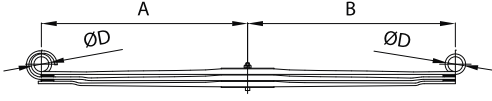

Dikmen No	M (mm)	A-B (mm)	C (mm)	Ø D (0x0xmm)	AĞIRLIK Weight(kg)
PS100.11.00	Komple Makas		90	Ø14xØ56x 72-50	12,290
PS100.11.01	60x22	695-675	P. BURÇLU		12,290
				Ø16xØ60x 39-29	

**PS100.18.00**
**TRANSİT ARKA**  
 TRANSİT REAR


Dikmen No	M (mm)	A-B (mm)	C (mm)	Ø D (0x0xmm)	AĞIRLIK Weight(kg)
PS100.18.00	Komple Makas		145	82x60x Ø46xØ16	11,750
PS100.18.01	60x20	685-685	P. BURÇLU		11,750
				68x60x Ø46xØ18	

**PS100.20.00**
**900 BENZİNLİ ÖN**  
 900 FRONT


Dikmen No	M (mm)	A-B (mm)	C (mm)	Ø D (0x0xmm)	AĞIRLIK Weight(kg)
PS100.20.00	Komple Makas		100	Ø37-Ø27	
PS100.20.01	60x17	533-667	P. KIVRIK		7,860



- A : Sağ Mesafe / Right Distance
- B : Sol Mesafe / Left Distance
- C : Kavis -Ticari Sınıf / Curve - Commercial Class
- M : Malzeme Ebatı / Material Dimension
- D : Burç Ölçüleri / Bush Dimension

**PS100.25.00**

T 100 ARKA  
T 100 REAR



Dikmen No	M (mm)	A-B (mm)	C (mm)	Ø D (0x0xmm)	AĞIRLIK Weight(kg)
PS100.25.00	Komple Makas		80	72x60x Ø57xØ16	11,800
PS100.25.01	60x20	697-670	P. BURÇLU		11,800
				68x60x Ø50xØ14	

**PS100.26.00**

ÖN  
FRONT



Dikmen No	M (mm)	A-B (mm)	C (mm)	Ø D (0x0xmm)	AĞIRLIK Weight(kg)
PS100.26.00	Komple Makas		140	Ø46-Ø27	7,000
PS100.26.01	60x16	533-667	P. KIVRIK		7,000

**PS100.27.00**

ÖN  
FRONT



Dikmen No	M (mm)	A-B (mm)	C (mm)	Ø D (0x0xmm)	AĞIRLIK Weight(kg)
PS100.27.00	Komple Makas		140	Ø37-Ø27	7,100
PS100.27.01	60x17	533-667	P. KIVRIK		7,100

**PS100.29.00**

ARKA  
REAR



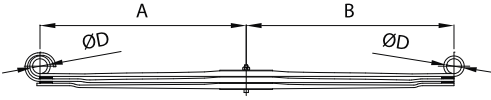
Dikmen No	M (mm)	A-B (mm)	C (mm)	Ø D (0x0xmm)	AĞIRLIK Weight(kg)
PS100.29.00	Komple Makas		100	Ø16xØ57 x72x60	12,200
PS100.29.01	60x23	694-680	P. BURÇLU		12,200
				Ø14xØ50 x68x60	

**PS100.30.00**

ARKA  
REAR



Dikmen No	M (mm)	A-B (mm)	C (mm)	Ø D (0x0xmm)	AĞIRLIK Weight(kg)
PS100.30.00	Komple Makas		40-75	Ø14xØ56 x72x50	20,200
PS100.30.01	60x22	694-672	P. BURÇLU		12,100
PS100.30.02	60x19	705-685	P. DÜZ	Ø16xØ60 x36x29	7,900



A : Sağ Mesafe / Right Distance  
 B : Sol Mesafe / Left Distance  
 C : Kavis -Ticari Sınıf / Curve - Commercial Class  
 M : Malzeme Ebatı / Material Dimension  
 D : Burç Ölçüleri / Bush Dimension

**PS100.31.00**

 ARKA  
 REAR


Dikmen No	M (mm)	A-B (mm)	C (mm)	Ø D (0x0xmm)	AĞIRLIK Weight(kg)
PS100.31.00	Komple Makas		115	Ø16xØ60 x36x29	33,000
PS100.31.01	76x15	697-675	P. BURÇLU		13,000
PS100.31.02	76x15	705-685	P. DÜZ	Ø14xØ56 x72x50	8,700
PS100.31.03	76x21	705-685	P. DÜZ		11,200

**PS100.32.00**

 ARKA  
 REAR


Dikmen No	M (mm)	A-B (mm)	C (mm)	Ø D (0x0xmm)	AĞIRLIK Weight(kg)
PS100.32.00	Komple Makas		60	Ø57-Ø50	8,600
PS100.32.01	60x15	670-695	P. KIVRIK		

**PS100.34.00**

 TRANSIT ARKA (2014)  
 TRANSIT REAR (2014)


Dikmen No	M (mm)	A-B (mm)	C (mm)	Ø D (0x0xmm)	AĞIRLIK Weight(kg)
PS100.34.00	Komple Makas		155	42x32x Ø70xØ16	15,500
PS100.34.01	76x17	690-680	P. BURÇLU		15,500
				72x50x Ø56xØ14	

**PS100.34.00.T**

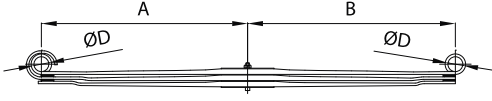
 TRANSIT ARKA (2014)  
 TRANSIT REAR (2014)


Dikmen No	M (mm)	A-B (mm)	C (mm)	Ø D (0x0xmm)	AĞIRLIK Weight(kg)
PS100.34.00.T	Komple Makas		155	42x32x Ø70xØ16	23,000
PS100.34.01	76x17	690-680	P. BURÇLU		15,500
PS100.34.02.T	76x14	625-625	P. DÜZ	72x50xØ 56xØ14	7,200

**PS100.34.00.TK**

 TRANSIT ARKA (2014)  
 TRANSIT REAR (2014)


Dikmen No	M (mm)	A-B (mm)	C (mm)	Ø D (0x0xmm)	AĞIRLIK Weight(kg)
PS100.34.00.TK	Komple Makas		155	42x32x Ø70xØ16	25,500
PS100.34.01	76x17	690-680	P. BURÇLU		15,500
PS100.34.02.TK	76x14	800-715	P. KIVRIK	72x50xØ 56xØ14	9,700



- A : Sağ Mesafe / Right Distance
- B : Sol Mesafe / Left Distance
- C : Kavis -Ticari Sınıf / Curve - Commercial Class
- M : Malzeme Ebatı / Material Dimension
- D : Burç Ölçüleri / Bush Dimension

**PS100.35.00**

TRANSİT ARKA (2014)  
TRANSİT REAR (2014)



Dikmen No	M (mm)	A-B (mm)	C (mm)	Ø D (0x0xmm)	AĞIRLIK Weight(kg)
PS100.35.00	Komple Makas		150	42x32x Ø70xØ16	32,000
PS100.35.01	76x14	697-675	P. BURÇLU		12,700
PS100.35.02	76x14	695-675	P.DÜZ	72x50xØ56 xØ14	8,000
PS100.35.03	76x20	700-680	P.DÜZ		10,700

**PS100.36.00**

TRANSİT ARKA (2014)  
TRANSİT REAR (2014)



Dikmen No	M (mm)	A-B (mm)	C (mm)	Ø D (0x0xmm)	AĞIRLIK Weight(kg)
PS100.36.00	Komple Makas		130	42x32x Ø70xØ16	33,000
PS100.36.01	76x14	697-675	P. BURÇLU		13,000
PS100.36.02	76x14	695-680	P.DÜZ	72x50x Ø56xØ14	8,500
PS100.36.03	76x20	700-680	P.DÜZ		11,300

**PS100.37.00**

TRANSİT ARKA (2014)  
TRANSİT REAR (2014)



Dikmen No	M (mm)	A-B (mm)	C (mm)	Ø D (0x0xmm)	AĞIRLIK Weight(kg)
PS100.37.00	Komple Makas		150	42x32x Ø70xØ16	24,000
PS100.37.01	76x17	697-675	P. BURÇLU		13,000
PS100.37.02	76x19	700-680	P.DÜZ	72x50x Ø56xØ14	10,500

**PS100.38.00**

TRANSİT ARKA (2014)  
TRANSİT REAR (2014)



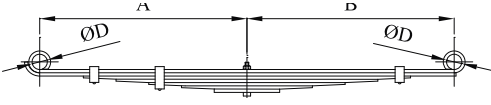
Dikmen No	M (mm)	A-B (mm)	C (mm)	Ø D (0x0xmm)	AĞIRLIK Weight(kg)
PS100.38.00	Komple Makas		125	42x32x Ø70xØ16	23,500
PS100.38.01	76x16	697-675	P. BURÇLU		12,800
PS100.38.02	76x17	695-685	P.DÜZ	72x50x Ø56xØ14	10,500

**KS100.03.00**

TR DİZEL ÖN  
TR DIESEL FRONT



Dikmen No	M (mm)	A-B (mm)	C (mm)	Ø D (0x0xmm)	AĞIRLIK Weight(kg)
KS100.03.00	Komple Makas		115	Ø18xØ46 x67x60	13,000
KS100.03.01	60x10	533-667	K. BURÇLU		6,760
KS100.03.02.İ	60x10	390-475	K. KIVRIK	Ø12xØ27 x39x29	3,960
KS100.03.03	60x10	210-255	K. SÜZME		1,800



A : Sağ Mesafe / Right Distance  
 B : Sol Mesafe / Left Distance  
 C : Kavis -Ticari Sınıf / Curve - Commercial Class  
 M : Malzeme Ebatı / Material Dimension  
 D : Burç Ölçüleri / Bush Dimension

**KS100.03.00.T**
**TR DİZEL ÖN**  
 TR DIESEL FRONT


Dikmen No	M (mm)	A-B (mm)	C (mm)	Ø D (0x0xmm)	AĞIRLIK Weight(kg)
KS100.03.00.T	Komple Makas		115	Ø18xØ46 x67x60	19,000
KS100.03.01	60x10	533-667	K. BURÇLU		6,760
KS100.03.02.T	60x10	607-715	K. KIVRIK	Ø12xØ27 x39x29	6,040
KS100.03.02.İ	60x10	390-475	K. KIVRIK		3,930
KS100.03.03	60x10	210-255	K. SÜZME		1,800

**KS100.04.00.S**
**TR DİZEL ARKA (SÜZME)**  
 TR DIESEL REAR


Dikmen No	M (mm)	A-B (mm)	C (mm)	Ø D (0x0xmm)	AĞIRLIK Weight(kg)
KS100.04.00.S	Komple Makas		115	Ø16xØ46x 82x60	15,000
KS100.04.01	60x7	584-584	K. BURÇLU		4,750
KS100.04.02.S	60x7	580-530	K. SÜZME		3,440
KS100.04.03	60x7	501-501	K. SÜZME		3,120
KS100.04.04	60x7	455-455	K. SÜZME		2,800

**KS100.04.00.K**
**TR DİZEL ARKA (KIVRIK)**  
 TR DIESEL REAR


Dikmen No	M (mm)	A-B (mm)	C (mm)	Ø D (0x0xmm)	AĞIRLIK Weight(kg)
KS100.04.00.K	Komple Makas		115	Ø16xØ46 x82x60	15,500
KS100.04.01	60x7	584-584	K. BURÇLU		4,750
KS100.04.02.K	60x7	650-640	K. KIVRIK		4,200
KS100.04.03	60x7	501-501	K. SÜZME		3,120
KS100.04.04	60x7	455-455	K. SÜZME		2,800

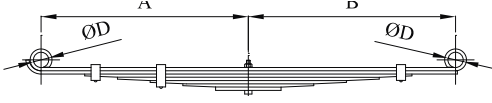
**KS100.05.00**
**T 12 ARKA**  
 T 12 REAR


Dikmen No	M (mm)	A-B (mm)	C (mm)	Ø D (0x0xmm)	AĞIRLIK Weight(kg)
KS100.05.00	Komple Makas		115	Ø18xØ57 x72x60	23,000
KS100.05.01	60x10	690-680	K. BURÇLU		7,850
KS100.05.02	60x10	735-695	K. SÜZME	Ø16xØ50 x82x60	6,200
KS100.05.03	60x10	505-475	K. SÜZME		
KS100.05.04	60x11	395-375	K. SÜZME		3,460

**KS100.06.00**
**T 15 ARKA**  
 T 15 REAR


Dikmen No	M (mm)	A-B (mm)	C (mm)	Ø D (0x0xmm)	AĞIRLIK Weight(kg)
KS100.06.00	Komple Makas		180	Ø18xØ57 x72x60	27,000
KS100.06.01	60x11	676-694	K. BURÇLU		8,640
KS100.06.02	60x10	716-720	K. SÜZME	Ø16xØ50 x82x60	6,320
KS100.06.03	60x15	500-500	K. SÜZME		6,560
KS100.06.04	60x15	400-400	K. SÜZME		5,160





A : Sağ Mesafe / Right Distance  
 B : Sol Mesafe / Left Distance  
 C : Kavis -Ticari Sınıf / Curve - Commercial Class  
 M : Malzeme Ebatı / Material Dimension  
 D : Burç Ölçüleri / Bush Dimension

## KS100.06.00.T

T 15 ARKA (TURBO)  
 T 15 REAR (TURBO)



Dikmen No	M (mm)	A-B (mm)	C (mm)	Ø D (0x0xmm)	AĞIRLIK Weight(kg)
KS100.06.00.T	Komple Makas		180	Ø18xØ57 x72x60	27,500
KS100.06.01	60x11	676-694	K. BURÇLU		8,640
KS100.06.02.T	60x11	610-690	K. KIVRIK	Ø16xØ50 x82x60	6,520
KS100.06.03	60x15	500-500	K. SÜZME		6,560
KS100.06.04	60x15	400-400	K. SÜZME		5,160

## KS100.13.00

RANGER ARKA  
 RANGER REAR



Dikmen No	M (mm)	A-B (mm)	C (mm)	Ø D (0x0xmm)	AĞIRLIK Weight(kg)
KS100.13.00	Komple Makas		140	Ø18xØ32 x39-29	18,400
KS100.13.01	60x7	530-670	K. BURÇLU		4,560
KS100.13.02	60x7	480-590	K. KIVRIK		3,480
KS100.13.03	60x7	420-530	K. DÜZ		3,080
KS100.13.04	60x11	350-450	K. DÜZ		4,000
KS100.13.05	60x11	225-325	K. DÜZ		2,800

## KS100.41.00

T15 ARKA (KAMYONET)  
 T15 REAR



Dikmen No	M (mm)	A-B (mm)	C (mm)	Ø D (0x0xmm)	AĞIRLIK Weight(kg)
KS100.41.00	Komple Makas		110	Ø18xØ57x 72x60	30,000
KS100.41.01	60x10	692-675	K. BURÇLU		8,600
KS100.41.02	60x11	595-650	K. SÜZME	Ø16xØ50x 82x60	6,000
KS100.41.03	60x11	520-525	K. SÜZME		5,000
KS100.41.04	60x15	420-425	K. SÜZME		5,200
KS100.41.05	60x15	310-315	K. SÜZME		3,900

## KS100.42.00

RANGER ARKA Y.M.  
 RANGER REAR N.M.



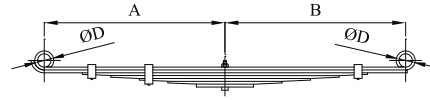
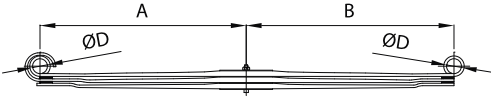
Dikmen No	M (mm)	A-B (mm)	C (mm)	Ø D (0x0xmm)	AĞIRLIK Weight(kg)
KS100.42.00	Komple Makas		105	Ø40-Ø31	
KS100.42.01	60x8	580-737	K. KIVRIK		5,600
KS100.42.02	60x8	540-685	K. SÜZME		4,400
KS100.42.03	60x9	490-620	K. SÜZME		4,320

## KS100.58.00

ARKA  
 REAR



Dikmen No	M (mm)	A-B (mm)	C (mm)	Ø D (0x0xmm)	AĞIRLIK Weight(kg)
KS100.58.00	Komple Makas			Ø16xØ57x 72x60	
KS100.58.01	60x10	697-685	K. BURÇLU		8,500
				Ø14xØ50x 67x60"	



A : Sağ Mesafe / Right Distance  
 B : Sol Mesafe / Left Distance  
 C : Kavış -Ticari Sınıf / Curve - Commercial Class  
 M : Malzeme Ebatı / Material Dimension  
 D : Burç Ölçüleri / Bush Dimension

**PS100.03.00**
**CARGO 25-17/25-20 ÖN**  
 CARGO 25-17/25-20 FRONT


Dikmen No	M (mm)	A-B (mm)	C (mm)	Ø D (0x0xmm)	AĞIRLIK Weight(kg)
PS100.03.00	Komple Makas		145	76xØ32xØ25	67,000
PS100.03.01	76x28	836-836	P. BURÇLU		20,000
PS100.03.02	76x28	1030-920	P. KIVRIK		18,200
PS100.03.03	76x28	860-860	P. DÜZ		17,100

**PS100.12.00**
**CARGO 25-35/18-40 ÖN**  
 CARGO 25-35/18-40 FRONT

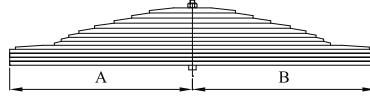
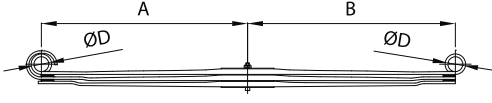

Dikmen No	M (mm)	A-B (mm)	C (mm)	Ø D (0x0xmm)	AĞIRLIK Weight(kg)
PS100.12.00	Komple Makas		145	Ø24xØ62 x96	81,000
PS100.12.01	90x23	815-875	P. BURÇLU		26,200
PS100.12.02	90x23	1020-900	P. KIVRIK		18,800
PS100.12.03	90x23	840-900	P. DÜZ		17,640
PS100.12.04	90x23	840-900	P. DÜZ		17,600

**PS100.13.00**
**CARGO 18-40/25-24 ÖN**  
 CARGO 18-40/25-24 FRONT


Dikmen No	M (mm)	A-B (mm)	C (mm)	Ø D (0x0xmm)	AĞIRLIK Weight(kg)
PS100.13.00	Komple Makas		135	76xØ32xØ25,30	75,000
PS100.13.01	76x21	840-840	P. BURÇLU		16,000
PS100.13.02	76x21	1035-928	P. KIVRIK		14,700
PS100.13.03	76x21	855-855	P. DÜZ		12,900
PS100.13.04	76x21	850-850	P. DÜZ		12,900
PS100.13.05	76x21	850-850	P. DÜZ		12,900

**PS100.17.00**
**CARGO 35-36 ÖN**  
 CARGO 35-36 FRONT


Dikmen No	M (mm)	A-B (mm)	C (mm)	Ø D (0x0xmm)	AĞIRLIK Weight(kg)
PS100.17.00	Komple Makas		120	95-Ø62 xØ24	133,000
PS100.17.01	90x22	805-875	P. BURÇLU		26,400
PS100.17.02	90x14	1080-900	K. KIVRIK		18,800
PS100.17.03	90x14	755-825	K. DÜZ		15,200
PS100.17.04	90x14	685-755	K. DÜZ		13,900
PS100.17.05	90x14	615-685	K. DÜZ		12,500
PS100.17.06	90x14	545-615	K. DÜZ		11,200
PS100.17.07	90x14	475-545	K. DÜZ		9,900
PS100.17.08	90x14	405-475	K. DÜZ		8,500
PS100.17.09	90x14	335-405	K. DÜZ		7,100
PS100.17.10	90x14	255-255	K. DÜZ		4,900
PS100.17.11	90x14	185-185	K. DÜZ	3,600	



- A : Sağ Mesafe / Right Distance
- B : Sol Mesafe / Left Distance
- C : Kavis -Ticari Sınıf / Curve - Commercial Class
- M : Malzeme Ebatı / Material Dimension
- D : Burç Ölçüleri / Bush Dimension

## PS100.19.00

CARGO 41-40/41-36 ÖN  
CARGO 41-40/41-36 FRONT



Dikmen No	M (mm)	A-B (mm)	C (mm)	Ø D (0x0xmm)	AĞIRLIK Weight(kg)
PS100.19.00	Komple Makas		110	95-Ø62 xØ24	128,000
PS100.19.01	90x22	775-850	P. BURÇLU		27,900
PS100.19.02	90x14	1050-875	K.KIVRIK		18,000
PS100.19.03	90x14	735-790	K.DÜZ		14,700
PS100.19.04	90x13	665-720	K.DÜZ		12,400
PS100.19.05	90x13	595-650	K.DÜZ		11,200
PS100.19.06	90x13	525-580	K.DÜZ		9,900
PS100.19.07	90x13	460-510	K.DÜZ		8,600
PS100.19.08	90x13	390-440	K.DÜZ		7,200
PS100.19.09	90x13	315-370	K.DÜZ		5,900
PS100.19.10	90x13	240-260	K.DÜZ		4,700
PS100.19.11	90x13	180-220	K.DÜZ		3,600

## PS100.21.00

CARGO 39-35/39-36 ÖN (2. DİNG.)  
CARGO 39-35/39-36 FRONT (2nd AXLE)



Dikmen No	M (mm)	A-B (mm)	C (mm)	Ø D (0x0xmm)	AĞIRLIK Weight(kg)
PS100.21.00	Komple Makas		140-130	95xØ62x Ø24	81,000
PS100.21.01	90x21	775-850	P.BURÇLU		25,400
PS100.21.02	90x21	980-875	P. KIVRIK		17,400
PS100.21.03	90x21	805-875	P. DÜZ		16,400
PS100.21.04	90x21	805-875	P. DÜZ		18,000

## PS100.22.00

CARGO 41-36/ 35-36 / 39-36 ARKA  
CARGO 41-36/ 35-36 / 39-36 REAR



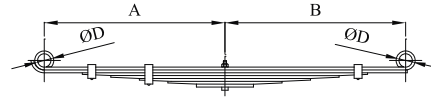
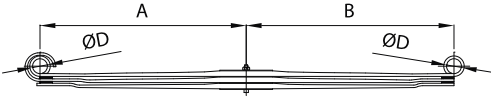
Dikmen No	M (mm)	A-B (mm)	C (mm)	Ø D (0x0xmm)	AĞIRLIK Weight(kg)
PS100.22.00	Komple Makas		70		137,000
PS100.22.01	100x37	800-800	P. KIVRIK		32,000
PS100.22.02	100x37	735-735	P. DÜZ		26,200
PS100.22.03	100x37	735-735	P. DÜZ		26,200
PS100.22.04	100x37	735-735	P. DÜZ		26,200
PS100.22.05	100x37	735-735	P. DÜZ		26,200

## PS100.23.00

CARGO 39-35 (1. DİNGİL) ÖN  
CARGO 39-35 (1st AXLE) FRONT



Dikmen No	M (mm)	A-B (mm)	C (mm)	Ø D (0x0xmm)	AĞIRLIK Weight(kg)
PS100.23.00	Komple Makas		120	95xØ62x Ø24	90,500
PS100.23.01	90x23	810-875	P.BURÇLU		26,000
PS100.23.02	90x23	1020-900	P. KIVRIK		19,200
PS100.23.03	90x23	830-900	P. DÜZ		18,200
PS100.23.04	90x23	830-900	P. DÜZ		20,000



- A : Sağ Mesafe / Right Distance  
 B : Sol Mesafe / Left Distance  
 C : Kavis -Ticari Sınıf / Curve - Commercial Class  
 M : Malzeme Ebatı / Material Dimension  
 D : Burç Ölçüleri / Bush Dimension

**PS100.33.00**

**CARGO 18-38 T ÖN**  
 CARGO 18-38 T FRONT



Dikmen No	M (mm)	A-B (mm)	C (mm)	Ø D (0x0xmm)	AĞIRLIK Weight(kg)
PS100.33.00	Komple Makas		150	Ø65xØ24 x95x88	70,000
PS100.33.01	90x26	820-875	P. BURÇLU		29,600
PS100.33.02	90x26	1050-895	P. KIVRIK		20,500
PS100.33.03	90x26	840-895	P. DÜZ		18,500

**PS100.40.00**

**CARGO 18-46C ÖN**  
 CARGO 18-46C FRONT



Dikmen No	M (mm)	A-B (mm)	C (mm)	Ø D (0x0xmm)	AĞIRLIK Weight(kg)
PS100.40.00	Komple Makas		130	Ø65xØ24 x95x88	60,000
PS100.40.01	90x28	917-917	P. BURÇLU		33,800
PS100.40.02	90x28	1120-930	P. KIVRIK		24,700

**KS100.23.00**

**CARGO 25-17/25-20/25-24/25-30/32-30/26-21 ÖN (D. Kavis)**  
 CARGO 25-17/25-20/25-24/25-30/32-30/26-21 FRONT



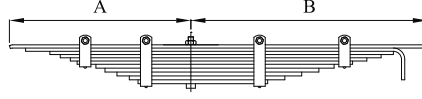
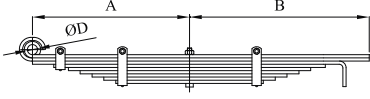
Dikmen No	M (mm)	A-B (mm)	C (mm)	Ø D (0x0xmm)	AĞIRLIK Weight(kg)
KS100.23.00	Komple Makas		160	76xØ32x Ø25,30	91,000
KS100.23.01	76x15	840-840	K. BURÇLU		17,040
KS100.23.02	76x15	1024-906	K. KIVRIK		16,300
KS100.23.03	76x13	745-745	K. DÜZ		11,260
KS100.23.04	76x13	658-658	K. DÜZ		10,000
KS100.23.05	76x13	572-572	K. DÜZ		8,700
KS100.23.06	76x13	486-486	K. DÜZ		7,300
KS100.23.07	76x13	400-400	K. DÜZ		6,000
KS100.23.08	76x13	312-312	K. DÜZ		4,700
KS100.23.09	76x13	226-226	K. DÜZ		3,400
KS100.23.10	76x13	140-140	K. DÜZ	2,000	

**KS100.24.00**

**CARGO 25-17/25-20/25-24/25-30/32-30/26-21 ÖN**  
 CARGO 25-17/25-20/25-24/25-30/32-30/26-21 FRONT



Dikmen No	M (mm)	A-B (mm)	C (mm)	Ø D (0x0xmm)	AĞIRLIK Weight(kg)
KS100.24.00	Komple Makas		175	"76xØ32x Ø25,30"	91,000
KS100.24.01	76x15	840-840	K. BURÇLU		17,040
KS100.24.02	76x15	1024-906	K. KIVRIK		16,500
KS100.24.03	76x13	745-745	K. DÜZ		11,260
KS100.24.04	76x13	658-658	K. DÜZ		10,000
KS100.24.05	76x13	572-572	K. DÜZ		8,700
KS100.24.06	76x13	486-486	K. DÜZ		7,300
KS100.24.07	76x13	400-400	K. DÜZ		6,000
KS100.24.08	76x13	312-312	K. DÜZ		4,700
KS100.24.09	76x13	226-226	K. DÜZ		3,400
KS100.24.10	76x13	140-140	K. DÜZ	2,000	



A : Sağ Mesafe / Right Distance  
 B : Sol Mesafe / Left Distance  
 C : Kavis -Ticari Sınıf / Curve - Commercial Class  
 M : Malzeme Ebatı / Material Dimension  
 D : Burç Ölçüleri / Bush Dimension

## KS100.25.00

CARGO 25-17/25-20 ARKA DAMPER (KISA)  
 CARGO 25-17/25-20 REAR (SHORT)



Dikmen No	M (mm)	A-B (mm)	C (mm)	Ø D (0x0xmm)	AĞIRLIK Weight(kg)
KS100.25.00	Komple Makas		75	76xØ38x Ø31,75	78,500
KS100.25.01	76x14	728-545	K. BURÇLU		11,700
KS100.25.02	76x14	955-570	K. KIVRIK		12,400
KS100.25.03	76x14	723-420	K. SÜZME		8,800
KS100.25.04	76x14	655-395	K. SÜZME		8,000
KS100.25.05	76x14	590-364	K. SÜZME		7,500
KS100.25.06	76x14	527-341	K. SÜZME		6,550
KS100.25.07	76x14	463-323	K. SÜZME		5,600
KS100.25.08	76x14	397-305	K. SÜZME		5,000
KS100.25.09	76x14	330-250	K. DÜZ		4,700
KS100.25.10	76x14	265-130	K. DÜZ		3,200
KS100.25.11	76x14	100-100	K. DÜZ		2,000

## KS100.26.00

CARGO 25-17/25-20/25-24 ARKA (KASALI)  
 CARGO 25-17/25-20/25-24 REAR



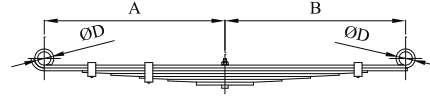
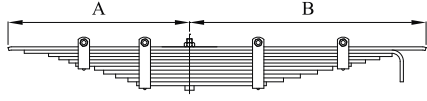
Dikmen No	M (mm)	A-B (mm)	C (mm)	Ø D (0x0xmm)	AĞIRLIK Weight(kg)
KS100.26.00	Komple Makas		100	76xØ38x Ø31,75	79,000
KS100.26.01	76x14	728-575	K. BURÇLU		11,800
KS100.26.02	76x14	955-600	K. KIVRIK		12,540
KS100.26.03	76x14	723-455	K. SÜZME		9,200
KS100.26.04	76x14	655-425	K. SÜZME		8,520
KS100.26.05	76x14	590-395	K. SÜZME		7,600
KS100.26.06	76x14	527-371	K. SÜZME		7,000
KS100.26.07	76x14	463-353	K. SÜZME		6,200
KS100.26.08	76x14	397-325	K. SÜZME		5,440
KS100.26.09	76x14	330-250	K. DÜZ		4,700
KS100.26.10	76x14	265-130	K. DÜZ		3,200
KS100.26.11	76x14	100-100	K. DÜZ		2,000

## KS100.27.00

CARGO 25/17-20 İLAVE DİNGİL  
 CARGO 25/17-20 ADDITIONAL AXLE



Dikmen No	M (mm)	A-B (mm)	C (mm)	Ø D (0x0xmm)	AĞIRLIK Weight(kg)
KS100.27.00	Komple Makas		150		66,200
KS100.27.01	76x14	617-833	K. KIVRIK		11,880
KS100.27.02	76x14	628-852	K. KIVRIK		12,000
KS100.27.03	76x14	502-720	K. SÜZME		9,520
KS100.27.04	76x14	442-662	K. SÜZME		8,600
KS100.27.05	76x14	382-604	K. SÜZME		7,600
KS100.27.06	76x14	322-544	K. DÜZ		7,000
KS100.27.07	76x14	262-482	K. DÜZ		6,000
KS100.27.08	76x14	160-160	K. DÜZ		2,600



- A : Sağ Mesafe / Right Distance  
 B : Sol Mesafe / Left Distance  
 C : Kavis -Ticari Sınıf / Curve - Commercial Class  
 M : Malzeme Ebatı / Material Dimension  
 D : Burç Ölçüleri / Bush Dimension

**KS100.28.00**

CARGO 25/17-20 İLAVE DİNGİL (D. Kavis)  
 CARGO 25/17-20 ADDITIONAL AXLE



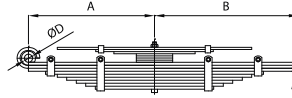
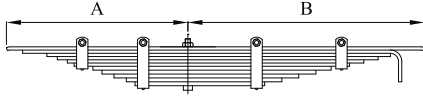
Dikmen No	M (mm)	A-B (mm)	C (mm)	Ø D (0x0xmm)	AĞIRLIK Weight(kg)
KS100.28.00	Komple Makas		140		66,200
KS100.28.01	76x14	617-833	K. KIVRIK		11,700
KS100.28.02	76x14	628-852	K. KIVRIK		12,000
KS100.28.03	76x14	502-720	K. SÜZME		9,500
KS100.28.04	76x14	442-662	K. SÜZME		8,500
KS100.28.05	76x14	382-604	K. SÜZME		7,700
KS100.28.06	76x14	322-544	K. DÜZ		7,000
KS100.28.07	76x14	262-482	K. DÜZ		6,000
KS100.28.08	76x14	160-160	K. DÜZ		2,600

**KS100.30.00**

CARGO 25-24(KASALI)-32-30(2. DİNGİL) ÖN  
 CARGO 25-24-32-30 (2nd AXLE) FRONT



Dikmen No	M (mm)	A-B (mm)	C (mm)	Ø D (0x0xmm)	AĞIRLIK Weight(kg)
KS100.30.00	Komple Makas		115		99,000
KS100.30.01	76x12	840-840	K. BURÇLU	76xØ38x Ø31,80	13,660
KS100.30.02	76x12	1024-896	K. KIVRIK		13,140
KS100.30.03	76x12	720-720	K. DÜZ		10,000
KS100.30.04	76x12	660-660	K. DÜZ		9,200
KS100.30.05	76x12	600-600	K. DÜZ		8,400
KS100.30.06	76x12	540-540	K. DÜZ		7,600
KS100.30.07	76x12	480-480	K. DÜZ		6,700
KS100.30.08	76x12	440-440	K. DÜZ		6,600
KS100.30.09	76x12	390-390	K. DÜZ		6,200
KS100.30.10	76x12	340-340	K. DÜZ		5,450
KS100.30.11	76x12	290-290	K. DÜZ		4,600
KS100.30.12	76x12	240-240	K. DÜZ		3,800
KS100.30.13	76x6	65-85	K. DÜZ		0,500



- A : Sağ Mesafe / Right Distance
- B : Sol Mesafe / Left Distance
- C : Kavis -Ticari Sınıf / Curve - Commercial Class
- M : Malzeme Ebatı / Material Dimension
- D : Burç Ölçüleri / Bush Dimension

## KS100.31.00

CARGO 26-21/25-24/25-30 ARKA DAMPER  
CARGO 26-21/25-24/25-30 REAR



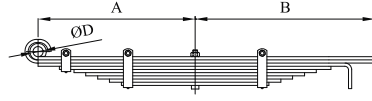
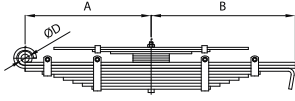
Dikmen No	M (mm)	A-B (mm)	C (mm)	Ø D (0x0xmm)	AĞIRLIK Weight(kg)
KS100.31.00	Komple Makas		100 - 85		108,000
KS100.37.01	76x11	605-365	K. DÜZ		6,200
KS100.37.02	76x11	545-310	K. SÜZME		5,300
KS100.37.03	76x11	445-250	K. SÜZME		4,200
KS100.37.04	76x11	365-195	K. SÜZME		3,500
KS100.37.05	76x11	285-140	K. DÜZ		2,720
KS100.37.06	76x11	85-85	K. DÜZ		1,000
KS100.31.01	76x14	720-535	K. BURÇLU	76xØ38x Ø31,80	11,500
KS100.31.02	76x14	935-560	K. KIVRIK		12,100
KS100.31.03	76x14	723-455	K. SÜZME		9,300
KS100.31.04	76x14	700-415	K. SÜZME		9,000
KS100.31.05	76x14	655-380	K. SÜZME		8,200
KS100.31.06	76x14	590-340	K. SÜZME		7,100
KS100.31.07	76x14	525-300	K. SÜZME		6,300
KS100.31.08	76x14	460-260	K. SÜZME		5,500
KS100.31.09	76x14	395-220	K. SÜZME		4,700
KS100.31.10	76x14	330-180	K. SÜZME		3,800
KS100.31.11	76x14	266-140	K. SÜZME		3,100
KS100.31.12	76x14	100-100	K. DÜZ		1,600

## KS100.33.00

CARGO 26-21/25-24/25-30/32-30 İLAVE DİNGİL  
CARGO 26-21/25-24/25-30/32-30 ADDITIONAL AXLE



Dikmen No	M (mm)	A-B (mm)	C (mm)	Ø D (0x0xmm)	AĞIRLIK Weight(kg)
KS100.33.00	Komple Makas		150		81,600
KS100.33.01	76x14	835-578	K. KIVRIK		11,500
KS100.33.02	76x14	860-600	K. KIVRIK		11,900
KS100.33.03	76x14	720-505	K. SÜZME		9,500
KS100.33.04	76x14	665-470	K. SÜZME		8,650
KS100.33.05	76x14	635-440	K. SÜZME		8,300
KS100.33.06	76x14	604-412	K. SÜZME		7,700
KS100.33.07	76x14	575-382	K. SÜZME		7,300
KS100.33.08	76x14	544-322	K. SÜZME		6,500
KS100.33.09	76x14	482-262	K. DÜZ		6,000
KS100.33.10	76x14	160-160	K. DÜZ		2,600



A : Sağ Mesafe / Right Distance  
 B : Sol Mesafe / Left Distance  
 C : Kavis -Ticari Sınıf / Curve - Commercial Class  
 M : Malzeme Ebatı / Material Dimension  
 D : Burç Ölçüleri / Bush Dimension

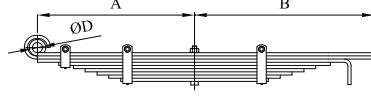
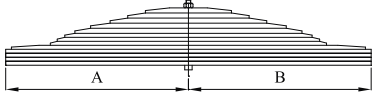
**KS100.36.00**
**CARGO 32-30 ARKA**  
 CARGO 32-30 REAR


Dikmen No	M (mm)	A-B (mm)	C (mm)	Ø D (0x0xmm)	AĞIRLIK Weight(kg)
KS100.36.00	Komple Makas		100 - 85		110,750
KS100.37.01	76x11	605-365	K. DÜZ		6,200
KS100.37.02	76x11	545-310	K. SÜZME		5,300
KS100.37.03	76x11	445-250	K. SÜZME		4,200
KS100.37.04	76x11	365-195	K. SÜZME		3,500
KS100.37.05	76x11	285-140	K. DÜZ		2,720
KS100.37.06	76x11	85-85	K. DÜZ		1,000
KS100.36.01	76x14	728-580	K. BURÇLU	76xØ38x Ø31,80	11,900
KS100.36.02	76x14	955-605	K. KIVRIK		12,500
KS100.36.03	76x14	730-525	K. SÜZME		9,600
KS100.36.04	76x14	705-475	K. SÜZME		8,900
KS100.36.05	76x14	660-425	K. SÜZME		8,500
KS100.36.06	76x14	595-375	K. SÜZME		7,200
KS100.36.07	76x14	530-335	K. SÜZME		6,200
KS100.36.08	76x14	465-285	K. SÜZME		5,700
KS100.36.09	76x14	400-245	K. SÜZME		4,800
KS100.36.10	76x14	335-205	K. SÜZME		4,000
KS100.36.11	76x14	270-165	K. SÜZME		3,240
KS100.36.12	76x14	205-125	K. DÜZ		2,700

**KS100.38.00**
**CARGO 18-24 ARKA**  
 CARGO 18-24 REAR


Dikmen No	M (mm)	A-B (mm)	C (mm)	Ø D (0x0xmm)	AĞIRLIK Weight(kg)
KS100.38.00	Komple Makas		110	76xØ38x Ø31,80	90,000
KS100.38.01	76x12	720-860	K. BURÇLU		12,000
KS100.38.02	76x11	925-860	K. KIVRIK		10,500
KS100.38.03	76x10	770-860	K. KIVRIK		9,550
KS100.38.04	76x10	620-670	K. DÜZ		9,000
KS100.38.05	76x10	595-620	K. DÜZ		7,600
KS100.38.06	76x10	535-570	K. DÜZ		7,100
KS100.38.07	76x10	480-520	K. DÜZ		6,500
KS100.38.08	76x10	430-480	K. SÜZME		5,900
KS100.38.09	76x10	400-245	K. SÜZME		5,200
KS100.38.10	76x10	380-440	K. SÜZME		4,700
KS100.38.11	76x10	330-390	K. SÜZME		4,100
KS100.38.12	76x10	280-340	K. SÜZME	3,500	





- A : Sağ Mesafe / Right Distance
- B : Sol Mesafe / Left Distance
- C : Kavis -Ticari Sınıf / Curve - Commercial Class
- M : Malzeme Ebatı / Material Dimension
- D : Burç Ölçüleri / Bush Dimension

## KS100.39.00

CARGO 35-30 TERS MAKAS  
CARGO 35-30



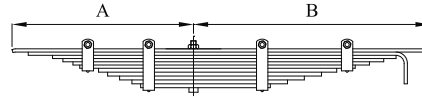
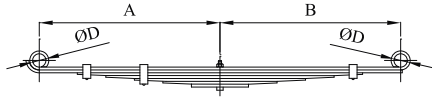
Dikmen No	M (mm)	A-B (mm)	C (mm)	Ø D (0x0xmm)	AĞIRLIK Weight(kg)
KS100.39.00	Komple Makas		60		225,000
KS100.39.01	90x24	815-815	K. DÜZ		26,320
KS100.39.02	90x20	775-775	K. DÜZ		21,000
KS100.39.03	90x20	775-775	K. DÜZ		21,000
KS100.39.04	90x20	775-775	K. DÜZ		21,000
KS100.39.05	90x20	635-635	K. DÜZ		17,600
KS100.39.06	90x20	585-585	K. DÜZ		16,100
KS100.39.07	90x20	585-585	K. DÜZ		15,940
KS100.39.08	90x20	540-540	K. DÜZ		14,800
KS100.39.09	90x20	485-485	K. DÜZ		13,300
KS100.39.10	90x20	430-430	K. DÜZ		11,750
KS100.39.11	90x20	390-390	K. DÜZ		10,650
KS100.39.12	90x20	340-340	K. DÜZ		9,300
KS100.39.13	90x20	285-285	K. DÜZ		7,800
KS100.39.14	90x20	240-240	K. DÜZ		6,500
KS100.39.15	90x20	190-190	K. DÜZ		5,200
KS100.39.16	90x20	140-140	K. DÜZ		3,800

## KS100.40.00

CARGO 32-35 C ARKA  
CARGO 32-35 C REAR



Dikmen No	M (mm)	A-B (mm)	C (mm)	Ø D (0x0xmm)	AĞIRLIK Weight(kg)
KS100.40.00	Komple Makas		50	90x3Ø8x Ø31,8	103,900
KS100.40.01	90x16	720-555	K. BURÇLU		15,600
KS100.40.02	90x16	955-585	K. KIVRIK		16,400
KS100.40.03	90x16	725-492	K. SÜZME		12,600
KS100.40.04	90x13	700-450	K. SÜZME		9,600
KS100.40.05	90x13	655-405	K. SÜZME		9,120
KS100.40.06	90x13	590-375	K. SÜZME		8,360
KS100.40.07	90x13	525-335	K. SÜZME		7,400
KS100.40.08	90x13	460-290	K. SÜZME		6,300
KS100.40.09	90x13	395-355	K. SÜZME		5,400
KS100.40.10	90x13	330-315	K. SÜZME		4,500
KS100.40.11	90x13	265-165	K. SÜZME		3,400
KS100.40.12	90x13	200-135	K. SÜZME		3,000



A : Sağ Mesafe / Right Distance  
 B : Sol Mesafe / Left Distance  
 C : Kavis -Ticari Sınıf / Curve - Commercial Class  
 M : Malzeme Ebatı / Material Dimension  
 D : Burç Ölçüleri / Bush Dimension

**KS100.45.00**
**CARGO 32-35C/40-30 İLAVE DİNGİL**  
 CARGO 32-35C/40-30 ADDITIONAL AXLE

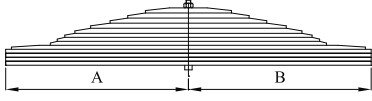

Dikmen No	M (mm)	A-B (mm)	C (mm)	Ø D (0x0xmm)	AĞIRLIK Weight(kg)
KS100.45.00	Komple Makas		60		90,000
KS100.45.01	90x14	580-840	K. KIVRIK		13,100
KS100.45.02	90x14	603-863	K. KIVRIK		13,800
KS100.45.03	90x14	502-720	K. SÜZME		11,900
KS100.45.04	90x13	472-652	K. SÜZME		10,900
KS100.45.05	90x13	442-634	K. SÜZME		1,400
KS100.45.06	90x13	412-610	K. SÜZME		9,900
KS100.45.07	90x13	382-575	K. SÜZME		9,300
KS100.45.08	90x13	322-544	K. SÜZME		8,400
KS100.45.09	90x13	262-482	K. SÜZME		7,200
KS100.45.10	90x13	160-250	K. DÜZ		4,000

**KS100.43.00**
**CARGO 34-30 ÖN**  
 CARGO 34-30 FRONT


Dikmen No	M (mm)	A-B (mm)	C (mm)	Ø D (0x0xmm)	AĞIRLIK Weight(kg)
KS100.43.00	Komple Makas		140	90xØ42x Ø30	143,000
KS100.43.01	90x17	840-840	K. BURÇLU		23,100
KS100.43.02	90x17	1060-940	K. KIVRIK	90xØ32x Ø25	22,550
KS100.43.03	90x17	740-740	K. DÜZ		17,340
KS100.43.04	90x17	673-673	K. DÜZ		15,700
KS100.43.05	90x15	606-606	K. DÜZ		12,500
KS100.43.06	90x15	539-539	K. DÜZ		11,080
KS100.43.07	90x15	472-472	K. DÜZ		9,700
KS100.43.08	90x15	405-405	K. DÜZ		8,300
KS100.43.09	90x15	340-340	K. DÜZ		7,000
KS100.43.10	90x15	272-272	K. DÜZ		5,500
KS100.43.11	90x15	205-205	K. DÜZ		4,200
KS100.43.12	90x15	138-138	K. DÜZ		2,800

**KS100.46.00**
**CARGO 32-35 ÖN**  
 CARGO 32-35 FRONT


Dikmen No	M (mm)	A-B (mm)	C (mm)	Ø D (0x0xmm)	AĞIRLIK Weight(kg)
KS100.46.00	Komple Makas		120	81xØ60x Ø24	107,500
PS100.16.01	76x22	820-875	P. BURÇLU		22,400
KS100.46.02	76x15	1095-900	K. KIVRIK		16,900
KS100.46.03	76x15	725-775	K. DÜZ		13,400
KS100.46.04	76x15	645-695	K. DÜZ		12,000
KS100.46.05	76x15	565-615	K. DÜZ		10,500
KS100.46.06	76x15	485-535	K. DÜZ		9,200
KS100.46.07	76x15	400-455	K. DÜZ		7,600
KS100.46.08	76x15	320-375	K. DÜZ		6,200
KS100.46.09	76x15	240-295	K. DÜZ		4,800
KS100.46.10	76x15	180-215	K. DÜZ		3,500



A : Sağ Mesafe / Right Distance  
B : Sol Mesafe / Left Distance  
C : Kavis -Ticari Sınıf / Curve - Commercial Class  
M : Malzeme Ebatı / Material Dimension  
D : Burç Ölçüleri / Bush Dimension

**KS100.48.00**

CARGO 35-36 ARKA  
CARGO 35-36 REAR



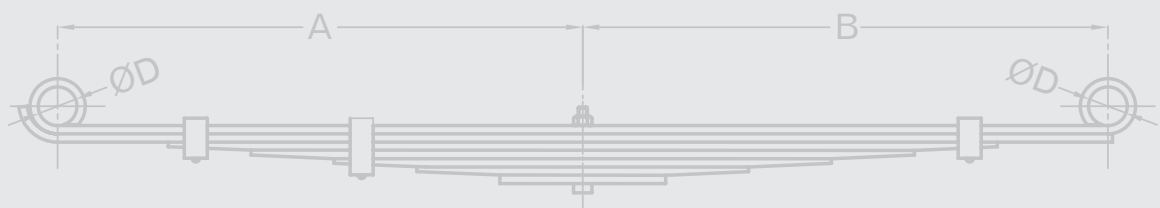
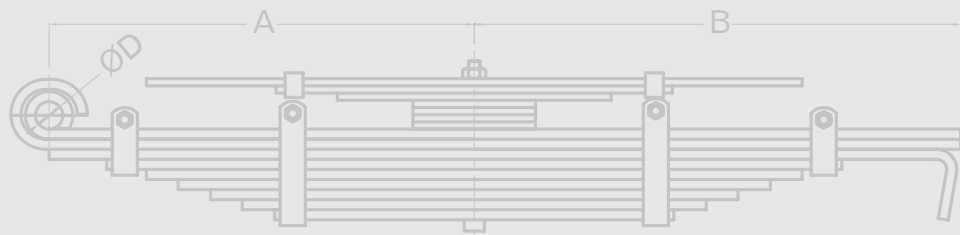
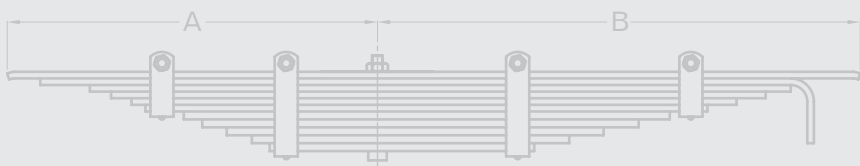
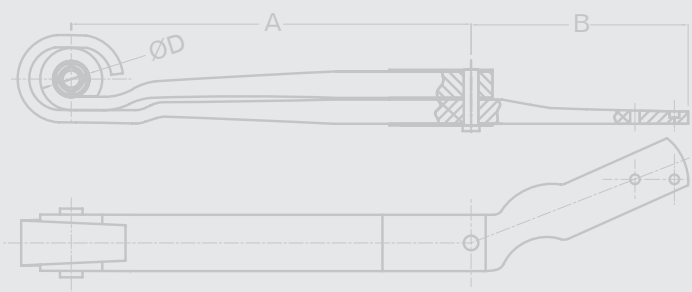

Dikmen No	M (mm)	A-B (mm)	C (mm)	Ø D (0x0xmm)	AĞIRLIK Weight(kg)
KS100.48.00	Komple Makas		74		225,000
KS100.48.01	100x24	780-780	K.DÜZ		28,400
KS100.48.02	100x21	780-780	K.DÜZ		25,200
KS100.48.03	100x21	780-780	K.DÜZ		25,000
KS100.48.04	100x21	565-565	K.DÜZ		18,600
KS100.48.05	100x21	540-540	K.DÜZ		17,800
KS100.48.06	100x21	500-500	K.DÜZ		16,500
KS100.48.07	100x21	460-460	K.DÜZ		15,100
KS100.48.08	100x21	420-420	K.DÜZ		13,800
KS100.48.09	100x21	380-380	K.DÜZ		12,500
KS100.48.10	100x21	340-340	K.DÜZ		11,200
KS100.48.11	100x21	300-300	K.DÜZ		9,900
KS100.48.12	100x21	245-245	K.DÜZ		8,100
KS100.48.13	100x21	220-220	K.DÜZ		7,200
KS100.48.14	100x21	185-185	K.DÜZ		6,100
KS100.48.15	100x21	150-150	K.DÜZ		4,900

**KS100.49.00**

CARGO 35-36 ARKA  
CARGO 35-36 REAR

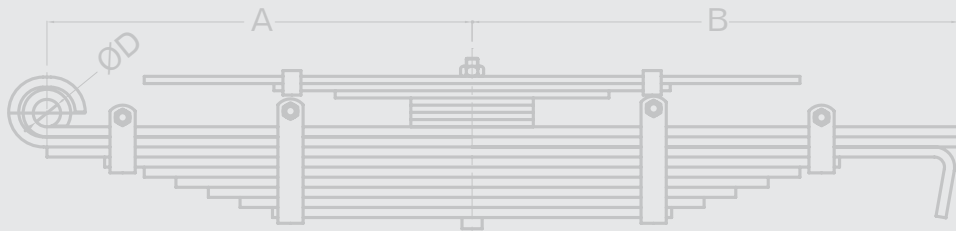
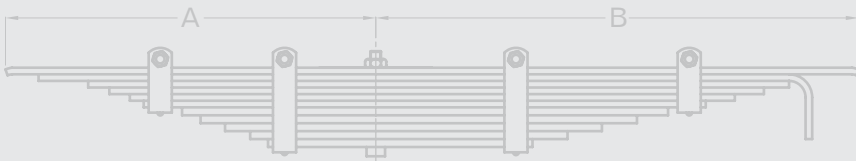
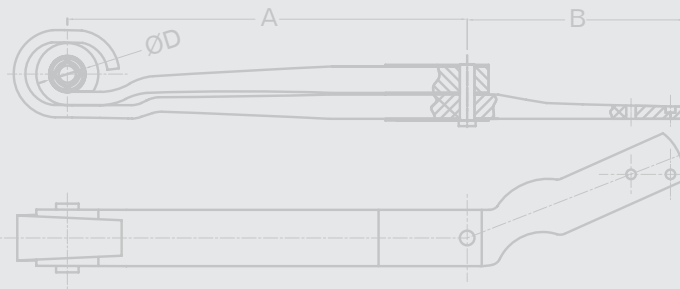
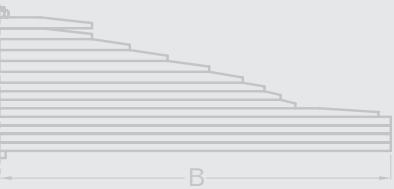
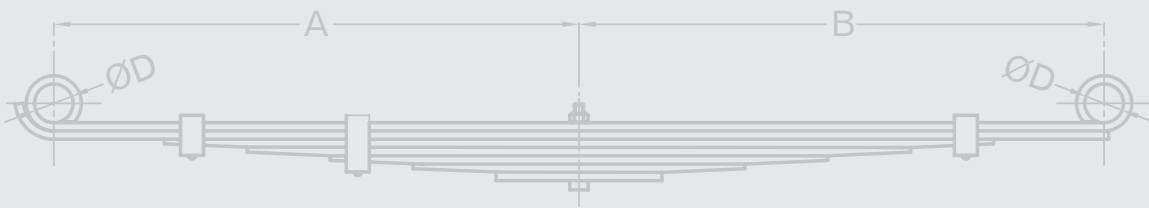


Dikmen No	M (mm)	A-B (mm)	C (mm)	Ø D (0x0xmm)	AĞIRLIK Weight(kg)
KS100.49.00	Komple Makas		100		218,000
KS100.49.01	100x24	775-775	K.DÜZ		28,500
KS100.49.02	100x21	710-710	K.DÜZ		23,000
KS100.49.03	100x21	690-690	K.DÜZ		22,400
KS100.49.04	100x21	570-570	K.DÜZ		18,400
KS100.49.05	100x21	540-540	K.DÜZ		17,400
KS100.49.06	100x21	500-500	K.DÜZ		16,000
KS100.49.07	100x21	465-465	K.DÜZ		15,000
KS100.49.08	100x21	425-425	K.DÜZ		13,800
KS100.49.09	100x21	380-380	K.DÜZ		12,200
KS100.49.10	100x21	340-340	K.DÜZ		11,000
KS100.49.11	100x21	300-300	K.DÜZ		9,750
KS100.49.12	100x21	260-260	K.DÜZ		8,400
KS100.49.13	100x21	220-220	K.DÜZ		7,000
KS100.49.14	100x21	180-180	K.DÜZ		5,700
KS100.49.15	100x21	140-140	K.DÜZ		4,300



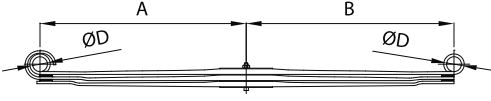


**DiKMEN**  
LEAF SPRINGS CO. LTD.



MAKASLAR / LEAF-SPRING

**BMC**



A : Sağ Mesafe / Right Distance  
 B : Sol Mesafe / Left Distance  
 C : Kavis -Ticari Sınıf / Curve - Commercial Class  
 M : Malzeme Ebatı / Material Dimension  
 D : Burç Ölçüleri / Bush Dimension

**PS200.01.00**
**LEVEND LÜX ARKA**  
 LEVEND LÜX REAR


Dikmen No	M (mm)	A-B (mm)	C (mm)	Ø D (0x0xmm)	AĞIRLIK Weight(kg)
PS200.01.00	Komple Makas		175	63xØ47 xØ16	19,500
PS200.01.01	57x10	597-597	P. BURÇLU		7,220
PS200.01.02	57x16	595-595	P. DÜZ		5,400
PS200.01.03	57x20	490-490	P. DÜZ		6,500

**PS200.02.00**
**111 ÖN**  
 111 FRONT


Dikmen No	M (mm)	A-B (mm)	C (mm)	Ø D (0x0xmm)	AĞIRLIK Weight(kg)
PS200.02.00	Komple Makas		155	63xØ47 xØ16	12,300
PS200.02.01	57x16	550-597	P. BURÇLU		6,960
PS200.02.02	57x16	555-600	P. DÜZ		5,000

**PS200.02.00.T**
**111 ÖN**  
 111 FRONT

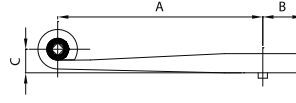
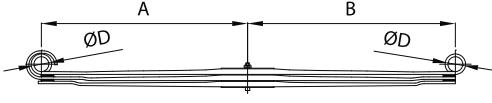

Dikmen No	M (mm)	A-B (mm)	C (mm)	Ø D (0x0xmm)	AĞIRLIK Weight(kg)
PS200.02.00.T	Komple Makas		155	63xØ47 xØ16	17,500
PS200.02.01	57x16	550-597	P. BURÇLU		6,960
PS200.02.02.T	57x16	740-785	P. KIVRIK		5,200
PS200.02.02	57x16	555-600	P. DÜZ		5,000

**PS200.03.00**
**111 ARKA**  
 111 REAR


Dikmen No	M (mm)	A-B (mm)	C (mm)	Ø D (0x0xmm)	AĞIRLIK Weight(kg)
PS200.03.00	Komple Makas			63xØ47 xØ16	19,500
PS200.03.01	57x10	597-597	K. BURÇLU		7,140
PS200.01.02	57x16	595-595	P. DÜZ		5,400
PS200.01.03	57x20	490-490	P. DÜZ		6,500

**PS200.03.00.T**
**111 ARKA**  
 111 REAR


Dikmen No	M (mm)	A-B (mm)	C (mm)	Ø D (0x0xmm)	AĞIRLIK Weight(kg)
PS200.03.00.T	Komple Makas		175	63xØ47 xØ16	25,500
PS200.03.01	57x10	597-597	K. BURÇLU		7,140
PS200.03.02.T	57x10	785-785	K. KIVRIK		5,440
PS200.01.02	57x16	595-595	P. DÜZ		5,500
PS200.01.03	57x20	490-490	P. DÜZ		6,500



A : Sağ Mesafe / Right Distance  
B : Sol Mesafe / Left Distance  
C : Kavis -Ticari Sınıf / Curve - Commercial Class  
M : Malzeme Ebatı / Material Dimension  
D : Burç Ölçüleri / Bush Dimension

**PS200.04.00**

MEGASTAR ARKA  
MEGASTAR REAR



Dikmen No	M (mm)	A-B (mm)	C (mm)	Ø D (0x0xmm)	AĞIRLIK Weight(kg)
PS200.04.00	Komple Makas		105	76xØ47 xØ16	19,500
PS200.04.01	70x18	665-670	P. BURÇLU		10,500
PS200.04.02	70x18	670-675	P. DÜZ		8,420

**PS200.04.00.T**

MEGASTAR ARKA  
MEGASTAR REAR



Dikmen No	M (mm)	A-B (mm)	C (mm)	Ø D (0x0xmm)	AĞIRLIK Weight(kg)
PS200.04.00.T	Komple Makas		105	76xØ47 xØ16	28,500
PS200.04.01	70x18	665-670	P. BURÇLU		10,500
PS200.04.02.T	70x18	870-670	P. KIVRIK		9,100
PS200.04.02	70x18	670-675	P. DÜZ	8,420	

**PS200.05.00**

PROFESYONEL AVARE DİNGİL  
PROFESYONEL ADDITIONAL AXLE



Dikmen No	M (mm)	A-B (mm)	C (mm)	Ø D (0x0xmm)	AĞIRLIK Weight(kg)
PS200.05.00	Komple Makas			102xØ57 xØ30	22,500
PS200.05.01	100x50	105-535	P. BURÇLU		23,000

**PS200.06.00**

PROFESYONEL ÖN  
PROFESYONEL FRONT



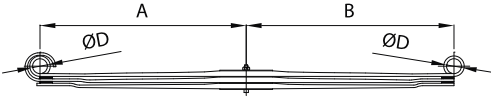
Dikmen No	M (mm)	A-B (mm)	C (mm)	Ø D (0x0xmm)	AĞIRLIK Weight(kg)
PS200.06.00	Komple Makas		115	Ø44	74,000
PS200.06.01	100x19	835-835	P. KIVRIK		20,100
PS200.06.02	100x19	1060-1060	P. KIVRIK		18,920
PS200.06.03	100x19	850-850	P. DÜZ		17,200
PS200.06.04	100x22	875-875	P. DÜZ		18,400

**PS200.07.00**

PROFESYONEL 522 ÖN  
PROFESYONEL 522 FRONT



Dikmen No	M (mm)	A-B (mm)	C (mm)	Ø D (0x0xmm)	AĞIRLIK Weight(kg)
PS200.07.00	Komple Makas		145	Ø44	54,000
PS200.07.01	90x32	900-900	P. KIVRIK		27,280
PS200.07.02	90x32	1120-945	P. KIVRIK		25,800



A : Sağ Mesafe / Right Distance  
 B : Sol Mesafe / Left Distance  
 C : Kavis -Ticari Sınıf / Curve - Commercial Class  
 M : Malzeme Ebatı / Material Dimension  
 D : Burç Ölçüleri / Bush Dimension

**PS200.08.00**
**PROFESYONEL 522 ARKA**  
 PROFESYONEL 522 REAR


Dikmen No	M (mm)	A-B (mm)	C (mm)	Ø D (0x0xmm)	AĞIRLIK Weight(kg)
PS200.08.00	Komple Makas		80	100xØ45	62,000
PS200.08.01	90x20	590-650	P. BURÇLU		14,000
PS200.08.02	90x20	810-650	P. KIVRIK		13,000
PS200.08.03	90x20	595-650	P. DÜZ		11,000
PS200.08.04	90x20	595-650	P. DÜZ		11,000
PS200.08.05	90x20	595-710	P. KIVRIK		12,100

**PS200.09.00**
**PROFESYONEL 522 İLAVE DİNGİL**  
 PROFESYONEL 522 ADDITIONAL AXLE


Dikmen No	M (mm)	A-B (mm)	C (mm)	Ø D (0x0xmm)	AĞIRLIK Weight(kg)
PS200.09.00	Komple Makas		85		52,000
PS200.09.01	90x15	730-545	P. DÜZ		9,680
PS200.09.02	90x15	680-500	P. DÜZ		9,000
PS200.09.03	90x15	680-500	P. DÜZ		8,200
PS200.09.04	90x15	680-500	P. DÜZ		8,200
PS200.09.05	90x15	730-730	P. KIVRIK		9,500

**PS200.10.00**
**PROFESYONEL 518 ARKA**  
 PROFESYONEL 518 REAR


Dikmen No	M (mm)	A-B (mm)	C (mm)	Ø D (0x0xmm)	AĞIRLIK Weight(kg)
PS200.10.00	Komple Makas		115	85x36x M26	50,000
PS200.10.01	76x26	750-750	P. BURÇLU		17,300
PS200.10.02	76x26	980-777	P. KIVRIK		16,100
PS200.10.03	76x26	770-770	P. DÜZ		14,800

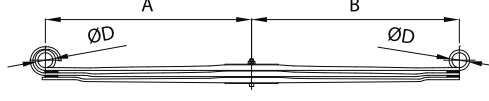
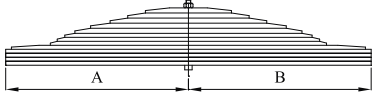
**PS200.11.00**
**PROFESYONEL 518 ÖN**  
 PROFESYONEL 518 FRONT


Dikmen No	M (mm)	A-B (mm)	C (mm)	Ø D (0x0xmm)	AĞIRLIK Weight(kg)
PS200.11.00	Komple Makas		160		38,000
PS200.11.01	76x26	850-850	P. BURÇLU		17,450
PS200.11.02	76x26	1055-875	P. KIVRIK		17,300

**PS200.13.00**
**PROFESYONEL 940 ÖN**  
 PROFESYONEL 940 FRONT


Dikmen No	M (mm)	A-B (mm)	C (mm)	Ø D (0x0xmm)	AĞIRLIK Weight(kg)
PS200.13.00	Komple Makas		90	Ø44	104,000
PS200.13.01	100x22	825-825	P. KIVRIK		25,400
PS200.13.02	100x22	915-850	P. DÜZ		19,200
PS200.13.03	100x22	850-850	P. DÜZ		19,300
PS200.13.04	100x22	850-850	P. DÜZ		19,100
PS200.13.05	100x22	850-850	P. DÜZ	18,900	





- A : Sağ Mesafe / Right Distance  
B : Sol Mesafe / Left Distance  
C : Kavis -Ticari Sınıf / Curve - Commercial Class  
M : Malzeme Ebati / Material Dimension  
D : Burç Ölçüleri / Bush Dimension

**PS200.14.00**

**PROFESYONEL 940 ARKA**  
PROFESYONEL 940 REAR



Dikmen No	M (mm)	A-B (mm)	C (mm)	Ø D (0x0xmm)	AĞIRLIK Weight(kg)
PS200.14.00	Komple Makas		0		135,000
PS200.14.01	100x37	800-800	P. KIVRIK		31,380
PS200.14.02	100x37	735-735	P. DÜZ		25,800
PS200.14.03	100x37	735-735	P. DÜZ		25,800
PS200.14.04	100x37	735-735	P. DÜZ		25,800
PS200.14.05	100x37	735-735	P. DÜZ		25,800

**PS200.15.00**

**PROFESYONEL 625 ARKA**  
PROFESYONEL 625 REAR



Dikmen No	M (mm)	A-B (mm)	C (mm)	Ø D (0x0xmm)	AĞIRLIK Weight(kg)
PS200.15.00	Komple Makas		140		50,000
PS200.15.01	90x27	870-870	P. BURÇLU		23,800
PS200.15.02	90x27	1105-905	P. KIVRIK		22,400

**KS200.05.00**

**TM 30 ÖN (Y.M.)**  
TM 30 FRONT (N.M.)



Dikmen No	M (mm)	A-B (mm)	C (mm)	Ø D (0x0xmm)	AĞIRLIK Weight(kg)
KS200.05.00	Komple Makas		120	Ø13xØ47x63-57	18,500
KS200.05.01	57x9	551-597	K. BURÇLU		5,720
KS200.05.02	57x9	587-633	K. KIVRIK		4,550
KS200.05.03	57x9	415-449	K. DÜZ		3,200
KS200.05.04	57x9	261-281	K. DÜZ		2,120
KS200.05.05	57x9	162-152	K. DÜZ		1,200

**KS200.06.00**

**TM 30 ARKA (Y.M.)**  
TM 30 REAR (N.M.)



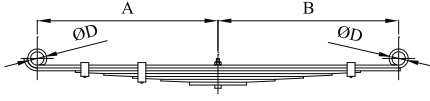
Dikmen No	M (mm)	A-B (mm)	C (mm)	Ø D (0x0xmm)	AĞIRLIK Weight(kg)
KS200.06.00	Komple Makas		102	Ø13xØ47x63-57	25,000
KS200.06.01	57x7	597-597	K. BURÇLU		4,500
KS200.06.02	57x7	630-630	K. KIVRIK		3,700
KS200.06.03	57x8	513-513	K. DÜZ		3,600
KS200.06.04	57x8	463-463	K. DÜZ		3,200
KS200.06.05	57x8	400-400	K. DÜZ		2,700
KS200.06.06	57x8	325-325	K. DÜZ		2,300
KS200.06.07	57x8	250-250	K. DÜZ		1,800
KS200.06.08	57x8	175-175	K. DÜZ		1,300

**KS200.07.00**

**LEVEND ÖN**  
LEVEND FRONT



Dikmen No	M (mm)	A-B (mm)	C (mm)	Ø D (0x0xmm)	AĞIRLIK Weight(kg)
KS200.07.00	Komple Makas		120	Ø13xØ47x63-57	15,500
KS200.07.01.İ	57x7	551-597	K. BURÇLU		4,410
KS200.07.02	57x7	581-631	K. KIVRIK		3,600
KS200.07.03	57x7	492-539	K. DÜZ		2,800
KS200.07.04	57x7	261-281	K. DÜZ		1,800
KS200.07.05	57x7	152-162	K. DÜZ		1,200



A : Sağ Mesafe / Right Distance  
 B : Sol Mesafe / Left Distance  
 C : Kavis -Ticari Sınıf / Curve - Commercial Class  
 M : Malzeme Ebatı / Material Dimension  
 D : Burç Ölçüleri / Bush Dimension

**KS200.07.00.T**
**LEVEND ÖN (2. KAT TAM KIVRIK)**  
 LEVEND FRONT

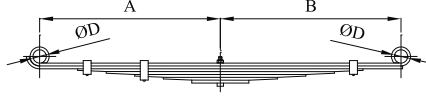
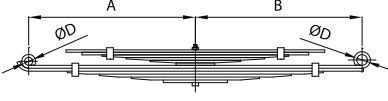

Dikmen No	M (mm)	A-B (mm)	C (mm)	Ø D (0x0xmm)	AĞIRLIK Weight(kg)
KS200.07.00.T	Komple Makas		120	Ø13xØ47x63-57	16,500
KS200.07.01.İ	57x7	551-597	K. BURÇLU		4,410
KS200.07.02.TK	57x7	581-631	K. KIVRIK		4,280
KS200.07.03	57x7	492-539	K. DÜZ		2,800
KS200.07.04	57x7	261-281	K. DÜZ		1,800
KS200.07.05	57x7	152-162	K. DÜZ		1,200

**KS200.08.00**
**LEVEND ARKA**  
 LEVEND REAR


Dikmen No	M (mm)	A-B (mm)	C (mm)	Ø D (0x0xmm)	AĞIRLIK Weight(kg)
KS200.08.00	Komple Makas		135	Ø13xØ47x63-57	36,400
KS200.08.01.İ	57x7	597-597	K. BURÇLU		4,500
KS200.08.02	57x7	630-630	K. KIVRIK		3,700
KS200.08.03	57x7	558-558	K. DÜZ		3,340
KS200.08.04	57x7	511-511	K. DÜZ		3,000
KS200.08.05	57x7	468-468	K. DÜZ		2,900
KS200.08.06	57x8	425-425	K. DÜZ		3,400
KS200.08.07	57x8	382-382	K. DÜZ		3,100
KS200.08.08	57x8	339-339	K. DÜZ		2,700
KS200.08.09	57x8	296-296	K. DÜZ		2,400
KS200.08.10	57x8	253-253	K. DÜZ		2,100
KS200.08.11	57x8	210-210	K. DÜZ		1,600
KS200.08.12	57x8	167-167	K. DÜZ		1,300

**KS200.11.00**
**FATİH 105-8 ÖN**  
 FATİH 105-8 FRONT


Dikmen No	M (mm)	A-B (mm)	C (mm)	Ø D (0x0xmm)	AĞIRLIK Weight(kg)
KS200.11.00	Komple Makas		105	76xØ32xØ25,3	65,000
KS200.11.01	76x11	615-798	K. BURÇLU		10,900
KS200.11.02	76x11	665-848	K. KIVRIK		9,600
KS200.11.03	76x11	575-735	K. DÜZ		8,300
KS200.11.04	76x10	506-644	K. DÜZ		7,600
KS200.11.05	76x10	445-577	K. DÜZ		6,000
KS200.11.06	76x10	404-510	K. DÜZ		5,400
KS200.11.07	76x10	354-443	K. DÜZ		4,700
KS200.11.08	76x10	304-376	K. DÜZ		4,000
KS200.11.09	76x10	253-309	K. DÜZ		3,300
KS200.11.10	76x10	203-242	K. DÜZ		2,600



- A : Sağ Mesafe / Right Distance  
B : Sol Mesafe / Left Distance  
C : Kavis -Ticari Sınıf / Curve - Commercial Class  
M : Malzeme Ebati / Material Dimension  
D : Burç Ölçüleri / Bush Dimension

**KS200.12.00**

FATİH 105-8 ARKA  
FATİH 105-8 REAR



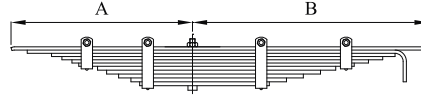
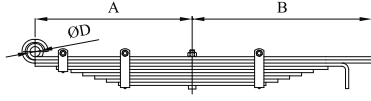
Dikmen No	M (mm)	A-B (mm)	C (mm)	Ø D (0x0xmm)	AĞIRLIK Weight(kg)
KS200.12.00	Komple Makas		155		82,000
KS200.12.01M	76x10	490-490	K. DÜZ		5,800
KS200.12.02M	76x9	370-370	K. DÜZ		3,900
KS200.12.03M	76x9	290-290	K. DÜZ		3,100
KS200.12.04M	76x9	210-210	K. DÜZ		2,250
KS200.12.05M	76x9	130-130	K. DÜZ		1,370
KS200.12.06M	76x12	60-60	K. DÜZ		0,850
KS200.12.01	76x12	724-724	K. BURÇLU	76xØ32x Ø25,3	12,100
KS200.12.02	76x12	770-770	K. KIVRIK		10,400
KS200.12.03	76x12	640-640	K. DÜZ		8,950
KS200.12.04	76x12	555-555-	K. DÜZ		7,700
KS200.12.05	76x11	471-471	K. DÜZ		6,700
KS200.12.06	76x11	406-406	K. DÜZ		5,650
KS200.12.07	76x11	340-340	K. DÜZ		4,750
KS200.12.08	76x11	275-275	K. DÜZ		3,850
KS200.12.09	76x11	210-210	K. DÜZ		2,950

**KS200.16.00**

FATİH 162-25 ÖN  
FATİH 162-25 FRONT



Dikmen No	M (mm)	A-B (mm)	C (mm)	Ø D (0x0xmm)	AĞIRLIK Weight(kg)
KS200.16.00	Komple Makas		165		80,000
KS200.16.01	76x11	724-724	K. BURÇLU	76xØ32x Ø25,40	11,000
KS200.16.02	76x11	765-765	K. KIVRIK		9,700
KS200.16.03	76x11	654-654	K. DÜZ		8,400
KS200.16.04	76x11	573-573	K. DÜZ		7,300
KS200.16.05	76x11	519-519	K. DÜZ		6,610
KS200.16.06	76x11	472-472	K. DÜZ		6,100
KS200.16.07	76x10	427-427	K. DÜZ		4,900
KS200.16.08	76x10	385-385	K. DÜZ		4,800
KS200.16.09	76x10	346-346	K. DÜZ		4,300
KS200.16.10	76x10	310-310	K. DÜZ		3,850
KS200.16.11	76x10	277-277	K. DÜZ		3,450
KS200.16.12	76x10	233-233	K. DÜZ		2,950
KS200.16.13	76x10	188-188	K. DÜZ		2,350
KS200.16.14	76x10	144-144	K. DÜZ		1,850
KS200.16.15	76x10	80-110	K. KIVRIK		1,990



- A : Sağ Mesafe / Right Distance  
 B : Sol Mesafe / Left Distance  
 C : Kavış -Ticari Sınıf / Curve - Commercial Class  
 M : Malzeme Ebatı / Material Dimension  
 D : Burç Ölçüleri / Bush Dimension

**KS200.17.00**

FATİH 162-25 ARKA  
 FATİH 162-25 REAR



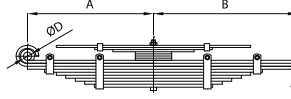
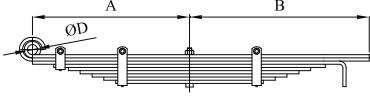
Dikmen No	M (mm)	A-B (mm)	C (mm)	Ø D (0x0xmm)	AĞIRLIK Weight(kg)
KS200.17.00	Komple Makas		120	76xØ38x Ø31,85	78,000
KS200.17.01	76*13	590-671	K. BURÇLU		10,700
KS200.17.02	76*13	790-671	K. KIVRIK		10,900
KS200.17.03	76*13	590-705	K. KIVRIK		9,800
KS200.17.04	76*10	520-520	K. DÜZ		6,000
KS200.17.05	76*10	485-485	K. DÜZ		5,550
KS200.17.06	76*10	450-450	K. DÜZ		5,150
KS200.17.07	76*10	415-415	K. DÜZ		4,450
KS200.17.08	76*10	365-365	K. DÜZ		4,180
KS200.17.09	76*10	335-335	K. DÜZ		3,700
KS200.17.10	76*10	305-305	K. DÜZ		3,000
KS200.17.11	76*10	274-274	K. DÜZ		2,700
KS200.17.12	76*10	249-249	K. DÜZ		2,500
KS200.17.13	76*10	215-215	K. DÜZ		2,300
KS200.17.14	76*10	180-180	K. DÜZ		1,900
KS200.17.15	76*10	145-145	K. DÜZ		1,600
KS200.17.16	76*10	116-116	K. DÜZ		1,300

**KS200.19.00**

FATİH 162-25 İLAVE DİNGİL  
 FATİH 162-25 ADDITIONAL AXLE



Dikmen No	M (mm)	A-B (mm)	C (mm)	Ø D (0x0xmm)	AĞIRLIK Weight(kg)
KS200.19.00	Komple Makas		110		54,000
KS200.19.01	76x9	545-728	K. DÜZ		6,500
KS200.19.02	76x9	505-725	K. KIVRIK		6,300
KS200.19.03	76x9	440-600	K. DÜZ		5,300
KS200.19.04	76x9	415-570	K. DÜZ		5,000
KS200.19.05	76x9	387-525	K. DÜZ		4,660
KS200.19.06	76x9	360-485	K. DÜZ		4,350
KS200.19.07	76x9	333-440	K. DÜZ		4,000
KS200.19.08	76x9	275-375	K. DÜZ		3,300
KS200.19.09	76x9	250-335	K. DÜZ		2,950
KS200.19.10	76x9	230-295	K. DÜZ		2,800
KS200.19.11	76x9	213-260	K. DÜZ		2,500
KS200.19.12	76x9	196-225	K. DÜZ		2,300
KS200.19.13	76x9	170-185	K. DÜZ		1,900
KS200.19.14	76x9	140-140	K. DÜZ		1,500



- A : Sağ Mesafe / Right Distance  
B : Sol Mesafe / Left Distance  
C : Kavis -Ticari Sınıf / Curve - Commercial Class  
M : Malzeme Ebatı / Material Dimension  
D : Burç Ölçüleri / Bush Dimension

**KS200.20.00**

FATİH 214-26 ÖN  
FATİH 214-26 FRONT



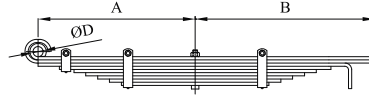
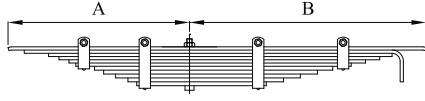
Dikmen No	M (mm)	A-B (mm)	C (mm)	Ø D (0x0xmm)	AĞIRLIK Weight(kg)
KS200.20.00	Komple Makas		190	90xØ32x Ø25,45	115,500
KS200.20.01	90x12	755-755	K. BURÇLU		15,000
KS200.20.02	90x12	825-825	K. KIVRIK		13,200
KS200.20.03	90x10	700-700	K. DÜZ		9,800
KS200.20.04	90x10	657-657	K. DÜZ		9,000
KS200.20.05	90x10	620-620	K. DÜZ		8,500
KS200.20.06	90x10	565-565	K. DÜZ		7,600
KS200.20.07	90x10	527-527	K. DÜZ		7,300
KS200.20.08	90x10	484-484	K. DÜZ		6,650
KS200.20.09	90x10	441-441	K. DÜZ		6,000
KS200.20.10	90x10	398-398	K. DÜZ		5,450
KS200.20.11	90x10	355-355	K. DÜZ		5,000
KS200.20.12	90x10	311-311	K. DÜZ		4,250
KS200.20.13	90x10	272-272	K. DÜZ		3,600
KS200.20.14	90x10	221-221	K. DÜZ		3,000
KS200.20.15	90x10	182-182	K. DÜZ		2,500
KS200.20.16	90x10	80-110	K. KIVRIK		4,500

**KS200.21.00**

FATİH 214-26 ARKA (MUAVİNLİ)  
FATİH 214-26 REAR with HELPER



Dikmen No	M (mm)	A-B (mm)	C (mm)	Ø D (0x0xmm)	AĞIRLIK Weight(kg)	
KS200.21.00	Komple Makas		165/100		116,500	
KS200.22.01	90x10	450-450	K. DÜZ		6,150	
KS200.22.02	90x10	322-322	K. DÜZ		4,300	
KS200.22.03	90x9	264-264	K. DÜZ		3,300	
KS200.22.04	90x9	209-209	K. DÜZ		2,400	
KS200.22.05	90x9	180-180	K. DÜZ		1,200	
KS200.22.06	90x10	85-85	K. DÜZ		1,050	
KS200.22.07	90x10	85-85	K. DÜZ		1,050	
KS200.21.01	90x14	590-675	K. BURÇLU		90xØ38x Ø31,85	13,800
KS200.21.02	90x14	800-675	K. KIVRIK			13,600
KS200.21.03	90x12	590-760	K. KIVRIK			11,000
KS200.21.04	90x12	496-496	K. DÜZ			8,300
KS200.21.05	90x12	484-484	K. DÜZ	7,900		
KS200.21.06	90x12	468-468	K. DÜZ	7,600		
KS200.21.07	90x12	414-414	K. DÜZ	6,700		
KS200.21.08	90x12	390-390	K. DÜZ	6,300		
KS200.21.09	90x12	351-351	K. DÜZ	5,700		
KS200.21.10	90x12	312-312	K. DÜZ	5,000		
KS200.21.11	90x12	272-272	K. DÜZ	4,440		
KS200.21.12	90x12	233-233	K. DÜZ	3,760		



- A : Sağ Mesafe / Right Distance  
 B : Sol Mesafe / Left Distance  
 C : Kavış -Ticari Sınıf / Curve - Commercial Class  
 M : Malzeme Ebatı / Material Dimension  
 D : Burç Ölçüleri / Bush Dimension

**KS200.23.00**

FATİH 214-26 İLAVE DİNGİL  
 FATİH 214-26 ADDITIONAL AXLE



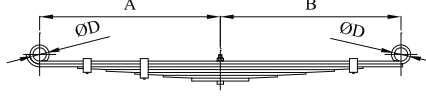
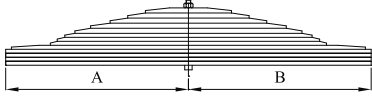
Dikmen No	M (mm)	A-B (mm)	C (mm)	Ø D (0x0xmm)	AĞIRLIK Weight(kg)
KS200.23.00	Komple Makas		68		89,000
KS200.23.01	90x10	560-730	K. DÜZ		8,900
KS200.23.02	90x10	510-730	K. KIVRIK		8,440
KS200.23.03	90x10	431-580	K. DÜZ		6,930
KS200.23.04	90x10	408-557	K. DÜZ		6,500
KS200.23.05	90x10	385-535	K. DÜZ		6,200
KS200.23.06	90x9	370-508	K. DÜZ		5,340
KS200.23.07	90x9	353-481	K. DÜZ		5,100
KS200.23.08	90x9	340-461	K. DÜZ		4,810
KS200.23.09	90x9	329-446	K. DÜZ		4,700
KS200.23.10	90x9	272-385	K. DÜZ		4,020
KS200.23.11	90x9	262-366	K. DÜZ		4,240
KS200.23.12	90x9	253-347	K. DÜZ		3,670
KS200.23.13	90x9	240-320	K. DÜZ		3,250
KS200.23.14	90x9	222-293	K. DÜZ		3,000
KS200.23.15	90x9	205-266	K. DÜZ		2,750
KS200.23.16	90x9	178-251	K. DÜZ		2,500
KS200.23.17	90x9	140-202	K. DÜZ		2,000
KS200.23.18	90x9	123-186	K. DÜZ		1,800
KS200.23.19	90x9	100-159	K. DÜZ		1,500

**KS200.27.00**

FATİH 220-26 ARKA  
 FATİH 220-26 REAR



Dikmen No	M (mm)	A-B (mm)	C (mm)	Ø D (0x0xmm)	AĞIRLIK Weight(kg)
KS200.27.00	Komple Makas		105		148,000
KS200.27.01	90x14	685-810	K. BURÇLU	90xØ38x Ø31,85	16,000
KS200.27.02	90x14	900-810	K. KIVRIK		15,840
KS200.27.03	90x12	685-735	K. KIVRIK		12,800
KS200.27.04	90x12	640-640	K. DÜZ		10,900
KS200.27.05	90x12	595-595	K. DÜZ		8,400
KS200.27.06	90x12	569-569	K. DÜZ		8,000
KS200.27.07	90x12	520-520	K. DÜZ		7,300
KS200.27.08	90x12	467-467	K. DÜZ		7,000
KS200.27.09	90x12	474-474	K. DÜZ		6,700
KS200.27.10	90x12	452-452	K. DÜZ		6,400
KS200.27.11	90x12	429-429	K. DÜZ		6,100
KS200.27.12	90x12	407-407	K. DÜZ		5,700
KS200.27.13	90x12	384-384	K. DÜZ		5,400
KS200.27.14	90x12	362-362	K. DÜZ		5,100
KS200.27.15	90x12	312-312	K. DÜZ		4,400
KS200.27.16	90x12	290-290	K. DÜZ		4,100
KS200.27.17	90x12	268-268	K. DÜZ		3,800
KS200.27.18	90x12	246-246	K. DÜZ		3,500
KS200.27.19	90x12	224-224	K. DÜZ		3,200
KS200.27.20	90x12	202-202	K. DÜZ		2,900
KS200.27.21	90x12	180-180	K. DÜZ		2,500



- A : Sağ Mesafe / Right Distance  
B : Sol Mesafe / Left Distance  
C : Kavis -Ticari Sınıf / Curve - Commercial Class  
M : Malzeme Ebati / Material Dimension  
D : Burç Ölçüleri / Bush Dimension

**KS200.24.00**

FATİH ÇİFT ÇEKER ARKA  
FATİH REAR



Dikmen No	M (mm)	A-B (mm)	C (mm)	Ø D (0x0xmm)	AĞIRLIK Weight(kg)
KS200.24.00	Komple Makas		55		118,000
KS200.24.01	90x24	765-765	K. DÜZ		25,160
KS200.24.02	90x24	705-705	K. SÜZME		22,600
KS200.24.03	90x24	600-600	K. SÜZME		19,120
KS200.24.04	90x24	500-500	K. SÜZME		15,700
KS200.24.05	90x24	400-400	K. SÜZME		12,100
KS200.24.06	90x24	300-300	K. SÜZME		9,500
KS200.24.07	90x24	225-225	K. SÜZME		7,000
KS200.24.08	90x24	150-150	K. SÜZME		4,500

**KS200.40.00**

FATİH 270 DİNAZOR ÖN  
FATİH 270 DİNAZOR FRONT



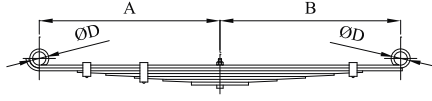
Dikmen No	M (mm)	A-B (mm)	C (mm)	Ø D (0x0xmm)	AĞIRLIK Weight(kg)
KS200.40.00	Komple Makas		165	90xØ32x Ø25,45	
KS200.40.01	90x12	825-825	K. BURÇLU		15,600
KS200.40.02	90x12	1010-1010	K. KIVRIK		15,000

**KS200.28.00**

PROFESYONEL 617-620-622 ÖN  
PROFESYONEL 617-620-622 FRONT



Dikmen No	M (mm)	A-B (mm)	C (mm)	Ø D (0x0xmm)	AĞIRLIK Weight(kg)
KS200.28.00	Komple Makas		155	100xØ32 xØ25.45	143,000
KS200.28.01	100x12	825-825	K. BURÇLU		17,800
KS200.28.02	100x12	1000-1000	K. KIVRIK		17,100
KS200.28.03	100x12	758-758	K. DÜZ		13,840
KS200.28.04	100x12	690-690	K. DÜZ		12,500
KS200.28.05	100x12	623-623	K. DÜZ		11,240
KS200.28.06.K	100x14	568-568	K. DÜZ		11,500
KS200.28.07	100x14	518-518	K. DÜZ		11,000
KS200.28.08	100x14	465-465	K. DÜZ		10,200
KS200.28.09	100x14	413-413	K. DÜZ		8,800
KS200.28.10	100x14	361-361	K. DÜZ		7,520
KS200.28.11	100x14	308-308	K. DÜZ		6,300
KS200.28.12	100x14	258-258	K. DÜZ		5,450
KS200.28.13	100x14	200-200	K. DÜZ		3,650
KS200.28.14	100x14	151-151	K. DÜZ		3,000



A : Sağ Mesafe / Right Distance  
 B : Sol Mesafe / Left Distance  
 C : Kavis -Ticari Sınıf / Curve - Commercial Class  
 M : Malzeme Ebatı / Material Dimension  
 D : Burç Ölçüleri / Bush Dimension

**KS200.28.00.T**

PROFESYONEL 617-620-622 ÖN  
 PROFESYONEL 617-620-622 FRONT



Dikmen No	M (mm)	A-B (mm)	C (mm)	Ø D (0x0xmm)	AĞIRLIK Weight(kg)
KS200.28.00.T	Komple Makas		155	100xØ32 xØ25.45	156,000
KS200.28.01	100x12	825-825	K. BURÇLU		17,800
KS200.28.02	100x12	1000-1000	K. KIVRIK		17,100
KS200.28.03.T	100x12	825-825	K. DÜZ		14,900
KS200.28.03	100x12	758-758	K. DÜZ		13,840
KS200.28.04	100x12	690-690	K. DÜZ		12,500
KS200.28.05	100x12	623-623	K. DÜZ		11,240
KS200.28.06.K	100x14	568-568	K. DÜZ		11,500
KS200.28.07	100x14	518-518	K. DÜZ		11,000
KS200.28.08	100x14	465-465	K. DÜZ		10,200
KS200.28.09	100x14	413-413	K. DÜZ		8,800
KS200.28.10	100x14	361-361	K. DÜZ		7,520
KS200.28.11	100x14	308-308	K. DÜZ		6,300
KS200.28.12	100x14	258-258	K. DÜZ		5,450
KS200.28.13	100x14	200-200	K. DÜZ		3,650
KS200.28.14	100x14	151-151	K. DÜZ		3,000

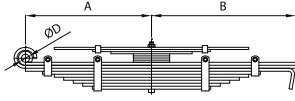
**KS200.29.00**

PROFESYONEL 617-620-622 ÖN (UZUN)  
 PROFESYONEL 617-620-622 FRONT (LONG)



Dikmen No	M (mm)	A-B (mm)	C (mm)	Ø D (0x0xmm)	AĞIRLIK Weight(kg)
KS200.29.00	Komple Makas		145	100xØ32 xØ25.45"	144,000
KS200.29.01	100x12	835-835	K. BURÇLU		18,100
KS200.29.02	100x12	1010-1010	K. KIVRIK		17,300
KS200.29.03	100x12	758-758	K. DÜZ		13,840
KS200.29.04	100x12	690-690	K. DÜZ		12,500
KS200.29.05	100x12	623-623	K. DÜZ		11,240
KS200.29.06	100x14	568-568	K. DÜZ		11,500
KS200.29.07	100x14	518-518	K. DÜZ		11,000
KS200.29.08	100x14	465-465	K. DÜZ		10,200
KS200.29.09	100x14	413-413	K. DÜZ		8,800
KS200.29.10	100x14	361-361	K. DÜZ		7,520
KS200.29.11	100x14	308-308	K. DÜZ		6,300
KS200.29.12	100x14	258-258	K. DÜZ		5,450
KS200.29.13	100x14	200-200	K. DÜZ		3,650
KS200.29.14	100x14	151-151	K. DÜZ		3,000





- A : Sağ Mesafe / Right Distance  
B : Sol Mesafe / Left Distance  
C : Kavis -Ticari Sınıf / Curve - Commercial Class  
M : Malzeme Ebatı / Material Dimension  
D : Burç Ölçüleri / Bush Dimension

**KS200.30.00**

PROFESYONEL 617-620-622 ARKA (İNCE)  
PROFESYONEL 617-620-622 REAR (THIN)



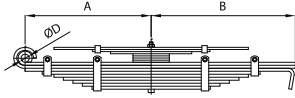
Dikmen No	M (mm)	A-B (mm)	C (mm)	Ø D (0x0xmm)	AĞIRLIK Weight(kg)
KS200.30.00	Komple Makas		125/140		100,000
KS200.33.01	100x10	455-455	K. DÜZ		6,900
KS200.33.02	100x10	275-275	K. DÜZ		4,160
KS200.33.03	100x10	190-190	K. DÜZ		2,800
KS200.33.04	100x10	85-85	K. DÜZ		0,900
KS200.33.05	100x10	85-85	K. DÜZ		0,900
KS200.33.06	100x10	85-85	K. DÜZ		0,900
KS200.33.07	100x10	85-85	K. DÜZ		0,900
KS200.30.01	100x12	590-675	K. BURÇLU	100xØ38x Ø31,85"	13,200
KS200.30.02	100x12	800-675	K. KIVRIK		13,000
KS200.30.03	100x12	590-670	K. KIVRIK		11,400
KS200.30.04	100x12	610-610	K. DÜZ		9,200
KS200.30.05	100x12	455-455	K. DÜZ		8,200
KS200.30.06	100x12	411-411	K. DÜZ		7,500
KS200.30.07	100x12	366-366	K. DÜZ		6,740
KS200.30.08	100x12	322-322	K. DÜZ		5,800
KS200.30.09	100x12	277-277	K. DÜZ		5,000

**KS200.30.00.T**

PROFESYONEL 617-620-622 ARKA (İNCE)  
PROFESYONEL 617-620-622 REAR (THIN)



Dikmen No	M (mm)	A-B (mm)	C (mm)	Ø D (0x0xmm)	AĞIRLIK Weight(kg)
KS200.30.00.T	Komple Makas		125/140		112,000
KS200.33.01	100x10	455-455	K. DÜZ		6,900
KS200.33.02	100x10	275-275	K. DÜZ		4,160
KS200.33.03	100x10	190-190	K. DÜZ		2,800
KS200.33.04	100x10	85-85	K. DÜZ		0,900
KS200.33.05	100x10	85-85	K. DÜZ		0,900
KS200.33.06	100x10	85-85	K. DÜZ		0,900
KS200.33.07	100x10	85-85	K. DÜZ		0,900
KS200.30.01	100x12	590-675	K. BURÇLU	100xØ38x Ø31,85	13,200
KS200.30.02	100x12	800-675	K. KIVRIK		13,000
KS200.30.03.T	100x12	600-675	K. DÜZ		11,680
KS200.30.03	100x12	590-670	K. KIVRIK		11,400
KS200.30.04	100x12	610-610	K. DÜZ		9,200
KS200.30.05	100x12	455-455	K. DÜZ		8,200
KS200.30.06	100x12	411-411	K. DÜZ		7,500
KS200.30.07	100x12	366-366	K. DÜZ		6,740
KS200.30.08	100x12	322-322	K. DÜZ		5,800
KS200.30.09	100x12	277-277	K. DÜZ		5,000



A : Sağ Mesafe / Right Distance  
 B : Sol Mesafe / Left Distance  
 C : Kavış - Ticari Sınıf / Curve - Commercial Class  
 M : Malzeme Ebatı / Material Dimension  
 D : Burç Ölçüleri / Bush Dimension

**KS200.31.00**

**PROFESYONEL 820-822-827 ARKA (KALIN)**  
 PROFESYONEL 820-822-827 REAR (THICK)



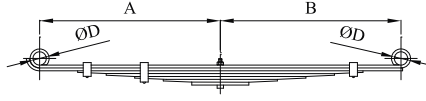
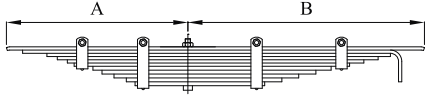
Dikmen No	M (mm)	A-B (mm)	C (mm)	Ø D (0x0xmm)	AĞIRLIK Weight(kg)
KS200.31.00	Komple Makas		120/140		116,000
KS200.33.01	100x10	455-455	K. DÜZ		6,900
KS200.33.02	100x10	275-275	K. DÜZ		4,160
KS200.33.03	100x10	190-190	K. DÜZ		2,800
KS200.33.04	100x10	85-85	K. DÜZ		0,900
KS200.33.05	100x10	85-85	K. DÜZ		0,900
KS200.33.06	100x10	85-85	K. DÜZ		0,900
KS200.33.07	100x10	85-85	K. DÜZ		0,900
KS200.31.01	100x14	590-675	K. BURÇLU	100xØ38x Ø31,85	15,250
KS200.31.02	100x14	800-675	K. KIVRIK		15,100
KS200.31.03	100x14	590-755	K. KIVRIK		14,280
KS200.31.04	100x14	510-510	K. DÜZ		10,900
KS200.31.05	100x14	455-455	K. DÜZ		9,550
KS200.31.06	100x14	411-411	K. DÜZ		8,690
KS200.31.07	100x14	366-366	K. DÜZ		7,760
KS200.31.08	100x14	322-322	K. DÜZ		6,640
KS200.31.09	100x14	277-277	K. DÜZ		5,860

**KS200.31.00.T**

**PROFESYONEL 820-822-827 ARKA (KALIN)**  
 PROFESYONEL 820-822-827 REAR (THICK)




Dikmen No	M (mm)	A-B (mm)	C (mm)	Ø D (0x0xmm)	AĞIRLIK Weight(kg)
KS200.31.00.T	Komple Makas		120/140		128,000
KS200.33.01	100x10	455-455	K. DÜZ		6,900
KS200.33.02	100x10	275-275	K. DÜZ		4,160
KS200.33.03	100x10	190-190	K. DÜZ		2,800
KS200.33.04	100x10	85-85	K. DÜZ		0,900
KS200.33.05	100x10	85-85	K. DÜZ		0,900
KS200.33.06	100x10	85-85	K. DÜZ		0,900
KS200.33.07	100x10	85-85	K. DÜZ		0,900
KS200.31.01	100x14	590-675	K. BURÇLU	100xØ38x Ø31,85	15,250
KS200.31.02	100x14	800-675	K. KIVRIK		15,100
KS200.31.03.T	100x14	600-675	K. DÜZ		13,680
KS200.31.03	100x14	590-755	K. KIVRIK		14,280
KS200.31.04	100x14	510-510	K. DÜZ		10,900
KS200.31.05	100x14	455-455	K. DÜZ		9,550
KS200.31.06	100x14	411-411	K. DÜZ		8,690
KS200.31.07	100x14	366-366	K. DÜZ		7,760
KS200.31.08	100x14	322-322	K. DÜZ		6,640
KS200.31.09	100x14	277-277	K. DÜZ		5,860



- A : Sağ Mesafe / Right Distance  
B : Sol Mesafe / Left Distance  
C : Kavis -Ticari Sınıf / Curve - Commercial Class  
M : Malzeme Ebatı / Material Dimension  
D : Burç Ölçüleri / Bush Dimension

**KS200.34.00**

PROFESYONEL İLAVE DİNGİL  
PROFESYONEL ADDITIONAL AXLE



Dikmen No	M (mm)	A-B (mm)	C (mm)	Ø D (0x0xmm)	AĞIRLIK Weight(kg)
KS200.34.00	Komple Makas		100/60		97,000
KS200.35.01	100x10	385-490	K. DÜZ		6,600
KS200.35.02	100x10	235-335	K. DÜZ		4,340
KS200.35.03	100x10	115-210	K. DÜZ		2,380
KS200.35.04	100x10	85-85	K. DÜZ		1,200
KS200.35.05	100x10	85-85	K. DÜZ		1,200
KS200.35.06	100x10	85-85	K. DÜZ		1,200
KS200.35.07	100x10	85-85	K. DÜZ		1,200
KS200.34.01	100x10	560-730	K. DÜZ		9,920
KS200.34.02	100x10	510-735	K. KIVRIK		9,600
KS200.34.03	100x10	435-625	K. DÜZ		8,100
KS200.34.04	100x10	403-587	K. DÜZ		7,400
KS200.34.05	100x10	372-543	K. DÜZ		6,860
KS200.34.06	100x10	351-499	K. DÜZ		6,400
KS200.34.07	100x12	293-442	K. DÜZ		6,600
KS200.34.08	100x12	265-395	K. DÜZ		5,900
KS200.34.09	100x12	228-342	K. DÜZ		5,250
KS200.34.10	100x12	190-290	K. DÜZ		4,300
KS200.34.11	100x12	163-237	K. DÜZ		3,600

**KS200.36.00**

PROFESYONEL624 ÖN (DAMPER)  
PROFESYONEL624 FRONT



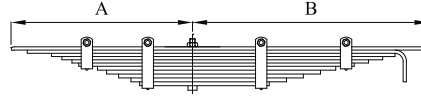
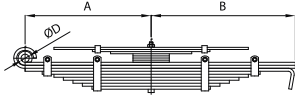
Dikmen No	M (mm)	A-B (mm)	C (mm)	Ø D (0x0xmm)	AĞIRLIK Weight(kg)
KS200.36.00	Komple Makas		165		81,000
KS200.36.01	100x14	835-835	K. BURÇLU	100xØ32 xØ25,45	21,100
KS200.36.02	100x14	1016-1016	K. KIVRIK		20,400
KS200.36.03	100x14	710-710	K. DÜZ		15,170
KS200.36.04	100x14	500-500	K. DÜZ		10,600
KS200.36.05	100x14	340-340	K. DÜZ		7,250
KS200.36.06	100x14	250-250	K. DÜZ		5,190

**KS200.36.00.T**

PROFESYONEL624 ÖN (DAMPER)  
PROFESYONEL624 FRONT



Dikmen No	M (mm)	A-B (mm)	C (mm)	Ø D (0x0xmm)	AĞIRLIK Weight(kg)
KS200.36.00.T	Komple Makas		165		98,000
KS200.36.01	100x14	835-835	K. BURÇLU	100xØ32 xØ25,45	21,100
KS200.36.02	100x14	1016-1016	K. KIVRIK		20,400
KS200.36.03.T	100x14	810-810	K. DÜZ		17,150
KS200.36.03	100x14	710-710	K. DÜZ		15,170
KS200.36.04	100x14	500-500	K. DÜZ		10,600
KS200.36.05	100x14	340-340	K. DÜZ		7,250
KS200.36.06	100x14	250-250	K. DÜZ		5,190



- A : Sağ Mesafe / Right Distance  
 B : Sol Mesafe / Left Distance  
 C : Kavış - Ticari Sınıf / Curve - Commercial Class  
 M : Malzeme Ebatı / Material Dimension  
 D : Burç Ölçüleri / Bush Dimension

**KS200.37.00**

PROFESYONEL624 ARKA (DAMPER)  
 PROFESYONEL624 REAR



Dikmen No	M (mm)	A-B (mm)	C (mm)	Ø D (0x0xmm)	AĞIRLIK Weight(kg)
KS200.37.00	Komple Makas		175/125		96,000
KS200.39.01	100x12	455-455	K. DÜZ		8,380
KS200.39.02	100x12	275-275	K. DÜZ		4,970
KS200.39.03	100x12	190-190	K. DÜZ		3,200
KS200.37.01	100x14	590-675	K. BURÇLU	100xØ38 xØ31,85	15,300
KS200.37.02	100x14	800-675	K. KIVRIK		15,100
KS200.37.03	100x14	590-755	K. KIVRIK		14,200
KS200.37.04	100x14	480-480	K. DÜZ		10,100
KS200.37.05	100x14	400-400	K. DÜZ		8,300
KS200.37.06	100x14	310-310	K. DÜZ		6,500
KS200.37.07	100x14	230-230	K. DÜZ		4,740
KS200.37.08	100x14	170-170	K. DÜZ		3,500

**KS200.37.00.T**

PROFESYONEL624 ARKA (DAMPER)  
 PROFESYONEL624 REAR



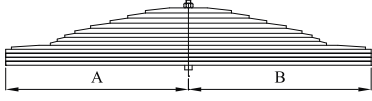
Dikmen No	M (mm)	A-B (mm)	C (mm)	Ø D (0x0xmm)	AĞIRLIK Weight(kg)
KS200.37.00.T	Komple Makas		175/125		108,000
KS200.39.01	100x12	455-455	K. DÜZ		8,380
KS200.39.02	100x12	275-275	K. DÜZ		4,970
KS200.39.03	100x12	190-190	K. DÜZ		3,200
KS200.37.01	100x14	590-675	K. BURÇLU	100xØ38 xØ31,85	15,300
KS200.37.02	100x14	800-675	K. KIVRIK		15,100
KS200.37.03	100x14	590-755	K. KIVRIK		14,200
KS200.37.04.T	100x14	560-620	K. DÜZ		12,500
KS200.37.04	100x14	480-480	K. DÜZ		10,100
KS200.37.05	100x14	400-400	K. DÜZ		8,300
KS200.37.06	100x14	310-310	K. DÜZ		6,500
KS200.37.07	100x14	230-230	K. DÜZ		4,740
KS200.37.08	100x14	170-170	K. DÜZ		3,500

**KS200.38.00**

PROFESYONEL624 İLAVE DİNGİL (DAMPER)  
 PROFESYONEL624 ADDITIONAL AXLE



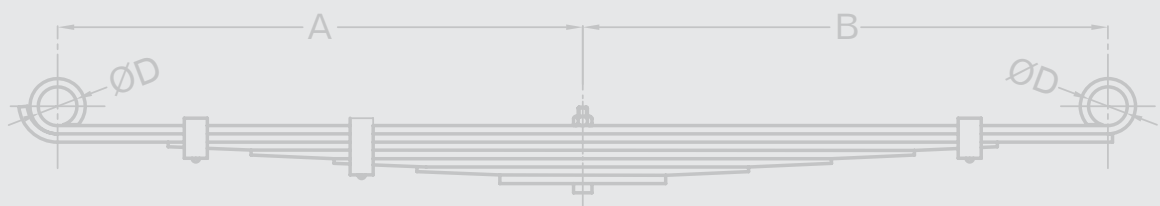
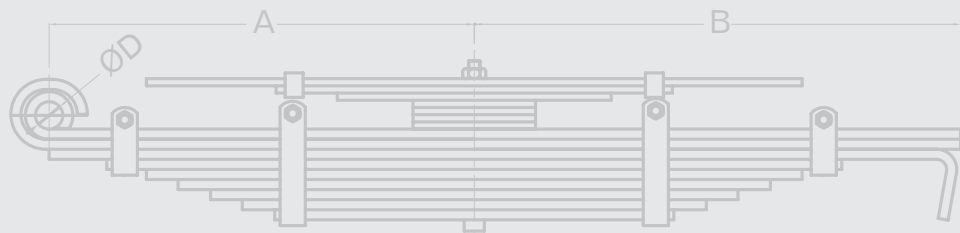
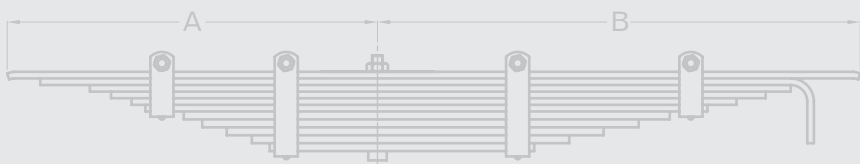
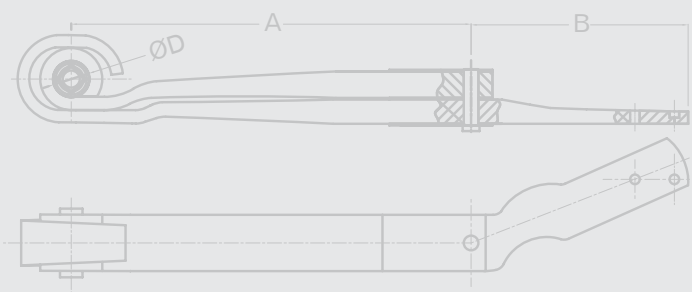

Dikmen No	M (mm)	A-B (mm)	C (mm)	Ø D (0x0xmm)	AĞIRLIK Weight(kg)
KS200.38.00	Komple Makas		155		65,000
KS200.38.01	100x10	545-745	K. DÜZ		9,850
KS200.38.02	100x10	485-765	K. KIVRIK		9,600
KS200.38.03	100x10	430-630	K. DÜZ		8,160
KS200.38.04	100x10	390-570	K. DÜZ		7,280
KS200.38.05	100x10	330-515	K. DÜZ		6,600
KS200.38.06	100x10	455-320	K. DÜZ		5,960
KS200.38.07	100x10	395-270	K. DÜZ		4,980
KS200.38.08	100x10	335-250	K. DÜZ		4,400
KS200.38.09	100x10	275-200	K. DÜZ		3,560
KS200.38.10	100x10	220-160	K. DÜZ		2,847



- A : Sağ Mesafe / Right Distance  
 B : Sol Mesafe / Left Distance  
 C : Kavis -Ticari Sınıf / Curve - Commercial Class  
 M : Malzeme Ebatı / Material Dimension  
 D : Burç Ölçüleri / Bush Dimension

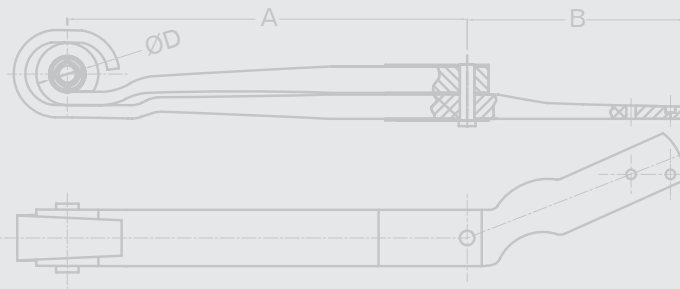
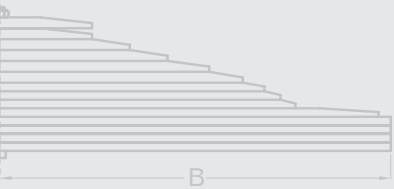
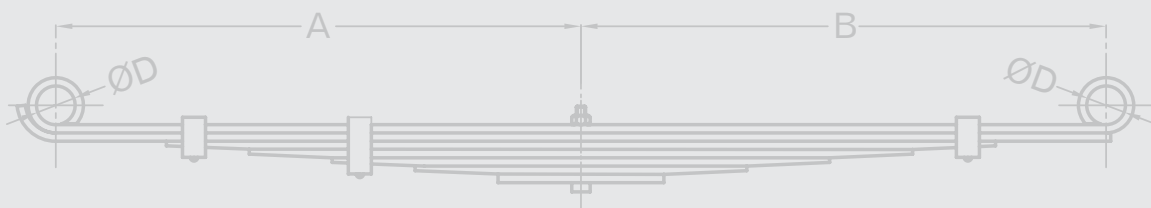
**KS200.43.00**
**PROFESYONEL ARKA**  
 PROFESYONEL REAR


Dikmen No	M (mm)	A-B (mm)	C (mm)	Ø D (0x0xmm)	AĞIRLIK Weight(kg)
KS200.43.00	Komple Makas		0		205,000
KS200.43.01	100x22	800-800	K. DÜZ		27,400
KS200.43.02	100x22	717-717	K. DÜZ		24,600
KS200.43.03	100x22	665-665	K. SÜZME		22,600
KS200.43.04	100x22	614-614	K. SÜZME		20,900
KS200.43.05	100x22	562-562	K. SÜZME		19,100
KS200.43.06	100x22	510-510	K. SÜZME		17,300
KS200.43.07	100x22	459-459	K. SÜZME		15,600
KS200.43.08	100x22	408-408	K. SÜZME		13,800
KS200.43.09	100x22	356-356	K. SÜZME		12,000
KS200.43.10	100x22	305-305	K. SÜZME		10,300
KS200.43.11	100x22	255-255	K. SÜZME		8,500
KS200.43.12	100x22	205-205	K. SÜZME		6,800
KS200.43.13	100x22	155-155	K. DÜZ		5,300



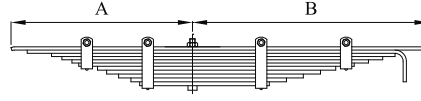
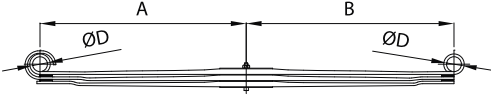


**DiKMEN**  
LEAF SPRINGS CO. LTD.



MAKASLAR / LEAF-SPRING

**CHRYSLER**



- A : Sağ Mesafe / Right Distance  
 B : Sol Mesafe / Left Distance  
 C : Kavis -Ticari Sınıf / Curve - Commercial Class  
 M : Malzeme Ebatı / Material Dimension  
 D : Burç Ölçüleri / Bush Dimension

**PS300.01.00.T**
**DODGE 250 ÖN**  
 DODGE 250 FRONT


Dikmen No	M (mm)	A-B (mm)	C (mm)	Ø D (0x0xmm)	AĞIRLIK Weight(kg)
PS300.01.00.T	Komple Makas		160	73xØ26xØ13	20,000
PS300.01.01	60x13	610-610	P. BURÇLU		6,900
PS300.01.02	60x13	645-575	P. DÜZ		5,660
PS300.01.03.T	60x13	575-535	P. DÜZ		5,360

**PS300.02.00**
**DODGE 250 ARKA**  
 DODGE 250 REAR


Dikmen No	M (mm)	A-B (mm)	C (mm)	Ø D (0x0xmm)	AĞIRLIK Weight(kg)
PS300.02.00	Komple Makas		85/30		25,000
PS300.03.01	63x11	490-490	P. DÜZ		4,000
PS300.02.01	63x19	660-660	P. BURÇLU	73xØ38xØ19	9,940
PS300.02.02	63x19	740-765	P. KIVRIK		8,500

**PS300.02.00.T**
**DODGE 250 ARKA**  
 DODGE 250 REAR


Dikmen No	M (mm)	A-B (mm)	C (mm)	Ø D (0x0xmm)	AĞIRLIK Weight(kg)
PS300.02.00.T	Komple Makas		85		32,000
PS300.03.01	63x11	490-490	P. DÜZ		4,000
PS300.02.01	63x19	660-660	P. BURÇLU	73xØ38xØ19	9,940
PS300.02.02	63x19	740-765	P. KIVRIK		8,500
PS300.02.03.T	63x19	625-625	P. DÜZ		7,660

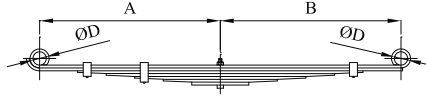
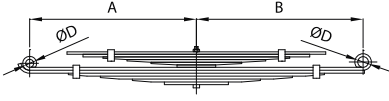
**PS300.04.00**
**AS 19-260 ÖN**  
 AS 19-260 FRONT


Dikmen No	M (mm)	A-B (mm)	C (mm)	Ø D (0x0xmm)	AĞIRLIK Weight(kg)
PS300.04.00	Komple Makas		145	90xØ40x Ø31,70	66,000
PS300.04.01	90x23	820-920	P. BURÇLU		23,100
PS300.04.02	90x23	1045-930	P. KIVRIK		20,000
PS300.04.03	90x23	840-935	P. DÜZ		19,100

**PS300.07.00**
**AS 19-260 ARKA**  
 AS 19-260 REAR


Dikmen No	M (mm)	A-B (mm)	C (mm)	Ø D (0x0xmm)	AĞIRLIK Weight(kg)
PS300.07.00	Komple Makas		165		54,000
PS300.07.01	90x25	820-820	P. DÜZ		17,500
PS300.07.02	90x25	805-805	P. KIVRIK		18,000
PS300.07.03	90x25	755-755	P. DÜZ		17,900





- A : Sağ Mesafe / Right Distance
- B : Sol Mesafe / Left Distance
- C : Kavis -Ticari Sınıf / Curve - Commercial Class
- M : Malzeme Ebati / Material Dimension
- D : Burç Ölçüleri / Bush Dimension

## KS300.01.00

DODGE PD 250 ÖN  
DODGE PD 250 FRONT



Dikmen No	M (mm)	A-B (mm)	C (mm)	Ø D (0x0xmm)	AĞIRLIK Weight(kg)
KS300.01.00	Komple Makas		132	65xØ26xØ13	23,000
KS300.01.01	63x8	610-610	K. BURÇLU		5,440
KS300.01.02	63x8	572-604	K. SÜZME		4,200
KS300.01.03	63x8	500-500	K. SÜZME		3,600
KS300.01.04	63x8	410-410	K. SÜZME		2,890
KS300.01.05	63x7	325-325	K. SÜZME		1,960
KS300.01.06	63x7	235-235	K. SÜZME		1,400
KS300.01.07	63x7	145-145	K. SÜZME		0,800

## KS300.02.00

DODGE PD 250 ARKA  
DODGE PD 250 REAR



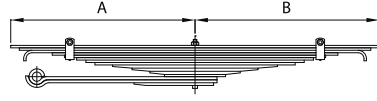
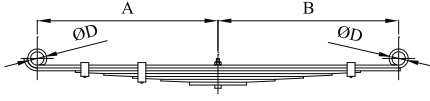
Dikmen No	M (mm)	A-B (mm)	C (mm)	Ø D (0x0xmm)	AĞIRLIK Weight(kg)
KS300.02.00	Komple Makas		115/60	72xØ31xØ15	38,000
KS300.03.01	63x7	490-490	K. DÜZ		3,300
KS300.03.02	63x6	345-345	K. DÜZ		2,300
KS300.03.03	63x6	195-195	K. DÜZ		1,050
KS300.03.04	63x6	100-100	K. DÜZ		0,700
KS300.02.01	63x10	660-660	K. BURÇLU		7,300
KS300.02.02.D	63x9	650-650	K. DÜZ		5,650
KS300.02.03	63x9	550-550	K. DÜZ		4,800
KS300.02.04	63x9	450-450	K. DÜZ		3,800
KS300.02.05	63x9	370-370	K. DÜZ		3,200
KS300.02.06	63x9	295-295	K. DÜZ		2,500
KS300.02.07	63x8	220-220	K. DÜZ		1,580
KS300.02.08	63x8	143-143	K. DÜZ		1,000

## KS300.04.00

DODGE W100 (PD 250) 4x4 ÖN  
DODGE W100 (PD 250) 4x4 FRONT



Dikmen No	M (mm)	A-B (mm)	C (mm)	Ø D (0x0xmm)	AĞIRLIK Weight(kg)
KS300.04.00	Komple Makas		135	65xØ26xØ13	22,000
KS300.04.01	63x10	610-603	K. BURÇLU		6,780
KS300.04.02	63x9	750-565	K. KIVRIK		5,530
KS300.04.03	63x9	442-442	K. DÜZ		3,800
KS300.04.04	63x9	315-315	K. DÜZ		2,700
KS300.04.05	63x9	188-188	K. DÜZ		1,600



- A : Sağ Mesafe / Right Distance  
 B : Sol Mesafe / Left Distance  
 C : Kavış -Ticari Sınıf / Curve - Commercial Class  
 M : Malzeme Ebatı / Material Dimension  
 D : Burç Ölçüleri / Bush Dimension

**KS300.06.00**
**DODGE PD 600 ÖN**  
**DODGE PD 600 FRONT**

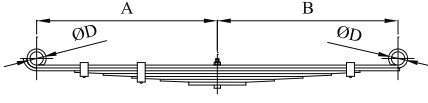

Dikmen No	M (mm)	A-B (mm)	C (mm)	Ø D (0x0xmm)	AĞIRLIK Weight(kg)
KS300.06.00	Komple Makas		135	"Ø19xØ44 x89-76"	45,000
KS300.06.01	76x10	660-660	K. BURÇLU		9,450
KS300.06.02	76x10	855-610	K. KIVRIK		8,680
KS300.06.03	76x10	533-533	K. DÜZ		6,250
KS300.06.04	76x10	457-457	K. DÜZ		5,000
KS300.06.05	76x10	380-380	K. DÜZ		4,380
KS300.06.06	76x10	305-305	K. DÜZ		3,600
KS300.06.07	76x10	228-228	K. DÜZ		2,700
KS300.06.08	76x10	152-152	K. DÜZ		1,800
KS300.06.09	76x9	129-133	K. DÜZ		2,100

**KS300.08.00**
**DODGE PD 600 ARKA (UZUN)**  
**DODGE PD 600 REAR (LONG)**


Dikmen No	M (mm)	A-B (mm)	C (mm)	Ø D (0x0xmm)	AĞIRLIK Weight(kg)
KS300.08.00	Komple Makas		190		82,000
KS300.08.01	76x10	755-755	K. DÜZ		8,760
KS300.08.02	76x10	720-720	K. DÜZ		8,400
KS300.08.03	76x10	726-726	K. KIVRIK		8,380
KS300.08.04	76x10	585-585	K. DÜZ		6,700
KS300.08.05	76x10	535-535	K. DÜZ		6,100
KS300.08.06	76x10	485-485	K. DÜZ		5,600
KS300.08.07	76x10	447-447	K. DÜZ		5,100
KS300.08.08	76x10	410-410	K. DÜZ		4,700
KS300.08.09	76x13	338-338	K. SÜZME		5,000
KS300.08.10	76x13	258-258	K. SÜZME		3,800
KS300.08.11	76x13	185-185	K. SÜZME		2,700
KS300.08.12	76x9	125-125	K. DÜZ		1,200
KS300.09.01	76x12	648-90	K. BURÇLU	76xØ38 xØ31,70	6,100
KS300.09.02	76x12	720-90	K. KIVRIK		5,800
KS300.09.03	76x11	250-76	K. SÜZME		1,900

**KS300.10.00**
**DODGE (PD 600) DEFRANSİYEL**  
**DODGE (PD 600)**


Dikmen No	M (mm)	A-B (mm)	C (mm)	Ø D (0x0xmm)	AĞIRLIK Weight(kg)
KS300.10.00	Komple Makas		125		45,000
KS300.10.01	76x10	530-755	K. DÜZ		7,450
KS300.10.02	76x10	530-725	K. DÜZ		7,300
KS300.10.03	76x10	530-720	K. KIVRIK		7,180
KS300.10.04	76x10	410-580	K. DÜZ		5,700
KS300.10.05	76x10	338-523	K. DÜZ		5,000
KS300.10.06	76x10	290-465	K. DÜZ		4,320
KS300.10.07	76x10	265-408	K. DÜZ		3,780
KS300.10.08	76x10	245-350	K. DÜZ		2,700



- A : Sağ Mesafe / Right Distance  
 B : Sol Mesafe / Left Distance  
 C : Kavis -Ticari Sınıf / Curve - Commercial Class  
 M : Malzeme Ebati / Material Dimension  
 D : Burç Ölçüleri / Bush Dimension

## KS300.12.00

DODGE PD 900 ÖN  
 DODGE PD 900 FRONT



Dikmen No	M (mm)	A-B (mm)	C (mm)	Ø D (0x0xmm)	AĞIRLIK Weight(kg)
KS300.12.00	Komple Makas		125	76xØ40x Ø31,80	55,000
KS300.12.01	76x11	660-660	K. BURÇLU		10,780
KS300.12.02	76x11	855-720	K. KIVRIK		9,300
KS300.12.03	76x11	555-555	K. DÜZ		7,000
KS300.12.04	76x11	480-480	K. DÜZ		6,070
KS300.12.05	76x11	410-410	K. DÜZ		5,000
KS300.12.06	76x11	345-345	K. DÜZ		4,350
KS300.12.07	76x11	280-280	K. DÜZ		3,700
KS300.12.08	76x11	215-215	K. DÜZ		2,800
KS300.12.09	76x11	150-150	K. DÜZ		2,000

## KS300.13.00

DODGE PD 950 ÖN Y.M.  
 DODGE PD 950 FRONT N.M.



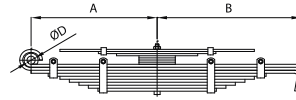
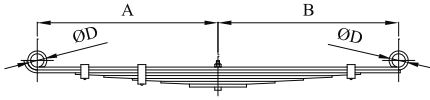
Dikmen No	M (mm)	A-B (mm)	C (mm)	Ø D (0x0xmm)	AĞIRLIK Weight(kg)
KS300.13.00	Komple Makas		100	90xØ40x Ø31,70	84,000
KS300.13.01	90x11	700-800	K. BURÇLU		14,000
KS300.13.02	90x11	867-897	K. KIVRIK		13,000
KS300.13.03	90x11	670-780	K. DÜZ		10,900
KS300.13.04	90x11	600-700	K. DÜZ		9,800
KS300.13.05	90x11	510-600	K. DÜZ		8,100
KS300.13.06	90x11	460-530	K. DÜZ		7,200
KS300.13.07	90x11	390-445	K. DÜZ		6,000
KS300.13.08	90x11	320-260	K. DÜZ		5,200
KS300.13.09	90x11	225-265	K. DÜZ		3,530
KS300.13.10	90x11	180-190	K. DÜZ	2,900	

## KS300.14.00

DODGE PD 900 SÜPER ÖN (UZUN)  
 DODGE PD 900 SUPER FRONT (LONG)



Dikmen No	M (mm)	A-B (mm)	C (mm)	Ø D (0x0xmm)	AĞIRLIK Weight(kg)
KS300.14.00	Komple Makas		135	76xØ40x Ø31,80	64,000
KS300.14.01	76x10	700-800	K. BURÇLU		10,800
KS300.14.02	76x10	895-865	K. KIVRIK		10,080
KS300.14.03	76x11	620-730	K. DÜZ		8,500
KS300.14.04	76x11	545-635	K. DÜZ		7,500
KS300.14.05	76x11	470-540	K. DÜZ		6,400
KS300.14.06	76x11	400-445	K. DÜZ		5,350
KS300.14.07	76x12	325-360	K. DÜZ		4,700
KS300.14.08	76x12	250-275	K. DÜZ		3,550
KS300.14.09	76x12	180-190	K. DÜZ		3,000
KS300.14.10	76x9	76-115	K. KIVRIK	2,500	



- A : Sağ Mesafe / Right Distance  
 B : Sol Mesafe / Left Distance  
 C : Kavis -Ticari Sınıf / Curve - Commercial Class  
 M : Malzeme Ebatı / Material Dimension  
 D : Burç Ölçüleri / Bush Dimension

**KS300.14.00.T**

**DODGE PD 900 SÜPER ÖN (UZUN)**  
**DODGE PD 900 SUPER FRONT (LONG)**



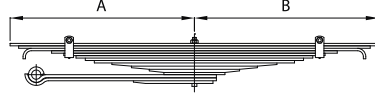
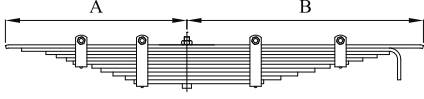
Dikmen No	M (mm)	A-B (mm)	C (mm)	Ø D (0x0xmm)	AĞIRLIK Weight(kg)
KS300.14.00.T	Komple Makas		135	76xØ40x Ø31,80	74,000
KS300.14.01	76x10	700-800	K. BURÇLU		10,800
KS300.14.02	76x10	895-865	K. KIVRIK		10,080
KS300.14.03	76x11	620-730	K. DÜZ		8,500
KS300.14.03.T	76x11	700-800	K. DÜZ		9,550
KS300.14.04	76x11	545-635	K. DÜZ		7,500
KS300.14.05	76x11	470-540	K. DÜZ		6,400
KS300.14.06	76x11	400-445	K. DÜZ		5,350
KS300.14.07	76x12	325-360	K. DÜZ		4,700
KS300.14.08	76x12	250-275	K. DÜZ		3,550
KS300.14.09	76x12	180-190	K. DÜZ		3,000
KS300.14.10	76x9	76-115	K. KIVRIK		2,500

**KS300.18.00**

**DODGE PD 950 ARKA (76x12)**  
**DODGE PD 950 REAR (76x12)**



Dikmen No	M (mm)	A-B (mm)	C (mm)	Ø D (0x0xmm)	AĞIRLIK Weight(kg)
KS300.18.00	Komple Makas		120		83,000
KS300.18.01	76x12	750-745	K. DÜZ		9,000
KS300.18.02	76x12	735-530	K. DÜZ		8,800
KS300.18.03	76x12	750-490	K. KIVRIK		8,500
KS300.18.04	76x12	550-395	K. DÜZ		6,530
KS300.18.05	76x12	500-365	K. DÜZ		6,000
KS300.18.06	76x12	450-320	K. DÜZ		5,300
KS300.18.07	76x12	400-290	K. DÜZ		4,600
KS300.18.08	76x12	350-260	K. DÜZ		4,000
KS300.18.09	76x12	310-230	K. DÜZ		3,600
KS300.18.10	76x12	265-200	K. DÜZ		3,100
KS300.18.11	76x12	220-165	K. DÜZ		2,550
KS300.18.12	76x12	180-135	K. DÜZ		2,200
KS300.15.01	76x13	648-90	K. BURÇLU	76xØ38x Ø31,85	6,700
KS300.15.02	76x12	725-90	K. KIVRIK		5,600
KS300.15.03	76x11	520-90	K. SÜZME		3,810



- A : Sağ Mesafe / Right Distance  
 B : Sol Mesafe / Left Distance  
 C : Kavis -Ticari Sınıf / Curve - Commercial Class  
 M : Malzeme Ebati / Material Dimension  
 D : Burç Ölçüleri / Bush Dimension

## KS300.19.00

DODGE PD 950 İLAVE DİNGİL(76x12)  
 DODGE PD 950 ADDITIONAL AXLE(76x12)



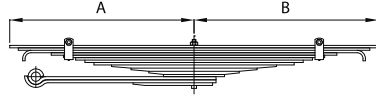
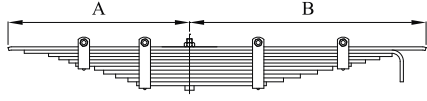
Dikmen No	M (mm)	A-B (mm)	C (mm)	Ø D (0x0xmm)	AĞIRLIK Weight(kg)
KS300.19.00	Komple Makas		120		64,000
KS300.19.01	76x12	575-755	K. DÜZ		9,100
KS300.19.02	76x12	565-730	K. DÜZ		8,960
KS300.19.03	76x12	510-765	K. KIVRIK		8,900
KS300.19.04	76x12	390-530	K. DÜZ		6,280
KS300.19.05	76x12	350-480	K. DÜZ		5,680
KS300.19.06	76x12	300-420	K. DÜZ		4,900
KS300.19.07	76x12	260-360	K. DÜZ		4,230
KS300.19.08	76x12	225-310	K. DÜZ		3,600
KS300.19.09	76x12	190-255	K. DÜZ		2,700
KS300.19.10	76x12	150-205	K. DÜZ		2,100
KS300.19.11	76x12	115-155	K. DÜZ		1,650
KS300.19.12	76x12	90-90	K. DÜZ		1,150
KS300.19.13	76x12	90-90	K. DÜZ		1,150
KS300.19.14	76x12	90-90	K. DÜZ		1,150

## KS300.20.00

DODGE PD 950 ARKA (90x12)  
 DODGE PD 950 REAR (90x12)



Dikmen No	M (mm)	A-B (mm)	C (mm)	Ø D (0x0xmm)	AĞIRLIK Weight(kg)
KS300.20.00	Komple Makas		120		95,000
KS300.20.01	90x12	695-600	K. DÜZ		10,700
KS300.20.02	90x12	680-585	K. DÜZ		10,400
KS300.20.03	90x12	695-545	K. KIVRIK		9,900
KS300.20.04	90x12	495-450	K. DÜZ		7,600
KS300.20.05	90x12	452-410	K. DÜZ		7,000
KS300.20.06	90x12	405-360	K. DÜZ		6,100
KS300.20.07	90x12	365-320	K. DÜZ		5,500
KS300.20.08	90x12	320-280	K. DÜZ		4,700
KS300.20.09	90x12	280-235	K. DÜZ		3,900
KS300.20.10	90x12	235-190	K. DÜZ		3,260
KS300.20.11	90x12	190-150	K. DÜZ		2,900
KS300.20.12	90x12	150-125	K. DÜZ		2,000
KS300.21.01	90x13	593-90	K. BURÇLU	90xØ40x Ø31,80	7,600
KS300.21.02	90x13	665-90	K. KIVRIK		6,500
KS300.21.03	90x12	465-90	K. SÜZME		4,400



- A : Sağ Mesafe / Right Distance  
 B : Sol Mesafe / Left Distance  
 C : Kavış -Ticari Sınıf / Curve - Commercial Class  
 M : Malzeme Ebatı / Material Dimension  
 D : Burç Ölçüleri / Bush Dimension

**KS300.22.00**

DODGE PD 950 İLAVE DİNGİL(90x12)  
 DODGE PD 950 ADDITIONAL AXLE(90x12)



Dikmen No	M (mm)	A-B (mm)	C (mm)	Ø D (0x0xmm)	AĞIRLIK Weight(kg)
KS300.22.00	Komple Makas		195		66,000
KS300.22.01	90x12	630-700	K. DÜZ		10,980
KS300.22.02	90x12	620-675	K. DÜZ		10,600
KS300.22.03	90x12	565-710	K. KIVRIK		10,300
KS300.22.04	90x12	454-475	K. DÜZ		7,450
KS300.22.05	90x12	390-425	K. DÜZ		6,630
KS300.22.06	90x12	330-365	K. DÜZ		5,550
KS300.22.07	90x12	280-305	K. DÜZ		4,500
KS300.22.08	90x12	225-255	K. DÜZ		3,600
KS300.22.09	90x12	170-200	K. DÜZ		2,800
KS300.22.10	90x12	115-150	K. DÜZ		1,880

**KS300.23.00**

DODGE 26-200/235 ÖN  
 DODGE 26-200/235 FRONT



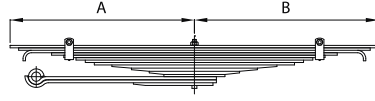
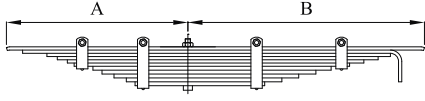
Dikmen No	M (mm)	A-B (mm)	C (mm)	Ø D (0x0xmm)	AĞIRLIK Weight(kg)
KS300.23.00	Komple Makas		135		103,000
KS300.23.01	90x14	825-925	K. BURÇLU	90xØ40x Ø31,80	20,580
KS300.23.02	90x14	1035-945	K. KIVRIK		18,400
KS300.23.03	90x14	730-820	K. DÜZ		14,800
KS300.23.04	90x14	610-685	K. DÜZ		15,900
KS300.23.05	90x14	495-555	K. DÜZ		10,000
KS300.23.06	90x14	395-445	K. DÜZ		7,800
KS300.23.07	90x14	305-340	K. DÜZ		6,800
KS300.23.08	90x14	230-260	K. DÜZ		3,300
KS300.23.09	90x14	160-180	K. DÜZ		2,300
KS300.23.10	90x14	115-130	K. DÜZ		1,650

**KS300.24.00**

DODGE 26-200 ARKA  
 DODGE 26-200 REAR




Dikmen No	M (mm)	A-B (mm)	C (mm)	Ø D (0x0xmm)	AĞIRLIK Weight(kg)
KS300.24.00	Komple Makas		135		120,000
KS300.24.01	90x12	830-600	K. DÜZ		11,900
KS300.24.02	90x12	815-585	K. DÜZ		11,500
KS300.24.03	90x12	747-605	K. KIVRIK		10,760
KS300.24.04	90x12	615-430	K. DÜZ		8,400
KS300.24.05	90x12	560-400	K. DÜZ		8,100
KS300.24.06	90x12	510-372	K. DÜZ		7,600
KS300.24.07	90x12	470-332	K. DÜZ		6,350
KS300.24.08	90x12	420-295	K. DÜZ		5,650
KS300.24.09	90x12	395-283	K. DÜZ		5,400
KS300.24.10	90x12	370-270	K. DÜZ		5,000
KS300.24.11	90x12	330-240	K. DÜZ		4,500
KS300.24.12	90x12	280-210	K. DÜZ		3,860
KS300.24.13	90x12	230-180	K. DÜZ		3,200
KS300.24.14	90x12	180-145	K. DÜZ		2,550
KS300.26.01	90x14	726-90	K. BURÇLU	90xØ40x Ø31,80	9,400
KS300.26.02	90x13	795-90	K. KIVRIK		7,400
KS300.26.03	90x12	605-90	K. SÜZME		5,500



A : Sağ Mesafe / Right Distance  
 B : Sol Mesafe / Left Distance  
 C : Kavis -Ticari Sınıf / Curve - Commercial Class  
 M : Malzeme Ebatı / Material Dimension  
 D : Burç Ölçüleri / Bush Dimension

## KS300.27.00

DODGE 26-200 İLAVE DİNGİL  
 DODGE 26-200 ADDITIONAL AXLE




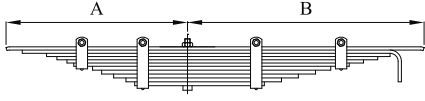
Dikmen No	M (mm)	A-B (mm)	C (mm)	Ø D (0x0xmm)	AĞIRLIK Weight(kg)
KS300.27.00	Komple Makas		145		78,000
KS300.27.01	90x12	835-630	K. DÜZ		11,800
KS300.27.02	90x12	810-620	K. DÜZ		11,700
KS300.27.03	90x12	850-565	K. KIVRIK		11,500
KS300.27.04	90x12	600-430	K. DÜZ		8,200
KS300.27.05	90x12	550-378	K. DÜZ		7,780
KS300.27.06	90x12	455-330	K. DÜZ		6,100
KS300.27.07	90x12	382-282	K. DÜZ		5,100
KS300.27.08	90x12	310-234	K. DÜZ		4,000
KS300.27.09	90x12	236-186	K. DÜZ		3,230
KS300.27.10	90x12	163-138	K. DÜZ		2,200
KS300.27.11	90x12	90-90	K. DÜZ		1,300
KS300.27.12	90x12	90-90	K. DÜZ		1,300
KS300.27.13	90x12	90-90	K. DÜZ		1,300

## KS300.28.00

DODGE 26-235 ARKA  
 DODGE 26-235 REAR




Dikmen No	M (mm)	A-B (mm)	C (mm)	Ø D (0x0xmm)	AĞIRLIK Weight(kg)
KS300.28.00	Komple Makas		140		116,000
KS300.28.01	90x13	830-600	K. DÜZ		12,900
KS300.28.02	90x13	815-585	K. DÜZ		12,500
KS300.28.03	90x13	750-550	K. KIVRIK		11,400
KS300.28.04	90x13	615-430	K. DÜZ		9,000
KS300.28.05	90x13	560-400	K. DÜZ		8,400
KS300.28.06	90x13	510-372	K. DÜZ		7,700
KS300.28.07	90x13	470-332	K. DÜZ		6,800
KS300.28.08	90x13	420-295	K. DÜZ		6,000
KS300.28.09	90x13	395-283	K. DÜZ		5,800
KS300.28.10	90x13	370-270	K. DÜZ		5,400
KS300.28.11	90x13	330-240	K. DÜZ		4,500
KS300.30.01	90x14	726-90	K. BURÇLU	90xØ40x Ø31,80	9,400
KS300.30.02	90x13	807-90	K. KIVRIK		7,700
KS300.30.03	90x12	605-90	K. SÜZME		5,800



A : Sağ Mesafe / Right Distance  
 B : Sol Mesafe / Left Distance  
 C : Kavış - Ticari Sınıf / Curve - Commercial Class  
 M : Malzeme Ebatı / Material Dimension  
 D : Burç Ölçüleri / Bush Dimension

**KS300.29.00**

DODGE 26-235 İLAVE DİNGİL  
 DODGE 26-235 ADDITIONAL AXLE



Dikmen No	M (mm)	A-B (mm)	C (mm)	Ø D (0x0xmm)	AĞIRLIK Weight(kg)
KS300.29.00	Komple Makas		160		85,000
KS300.29.01	90x13	834-630	K. DÜZ		13,200
KS300.29.02	90x13	810-620	K. DÜZ		12,700
KS300.29.03	90x13	840-565	K. KIVRIK		12,200
KS300.29.04	90x13	600-430	K. DÜZ		8,840
KS300.29.05	90x13	550-378	K. DÜZ		8,200
KS300.29.06	90x13	455-330	K. DÜZ		6,700
KS300.29.07	90x13	382-282	K. DÜZ		5,600
KS300.29.08	90x13	310-234	K. DÜZ		4,500
KS300.29.09	90x13	236-186	K. DÜZ		3,400
KS300.29.10	90x13	163-138	K. DÜZ		2,300
KS300.29.11	90x13	90-90	K. DÜZ		1,420
KS300.29.12	90x13	90-90	K. DÜZ		1,420
KS300.29.13	90x13	90-90	K. DÜZ		1,420

**KS300.32.00**

HİNO ÖN (6 TEKER)  
 HINO FRONT (6 WHEEL)



Dikmen No	M (mm)	A-B (mm)	C (mm)	Ø D (0x0xmm)	AĞIRLIK Weight(kg)
KS300.32.00	Komple Makas		120	70xØ31xØ25	26,000
KS300.32.01	70x10	600-600	K. BURÇLU		7,880
KS300.32.02	70x10	760-605	K. KIVRIK		6,900
KS300.32.03	70x10	455-455	K. SÜZME		4,700
KS300.32.04	70x10	315-315	K. SÜZME		3,100
KS300.32.05	70x10	175-175	K. SÜZME		1,720


**KS300.33.00**

HİNO ARKA (6 TEKER)  
 HINO REAR (6 WHEEL)

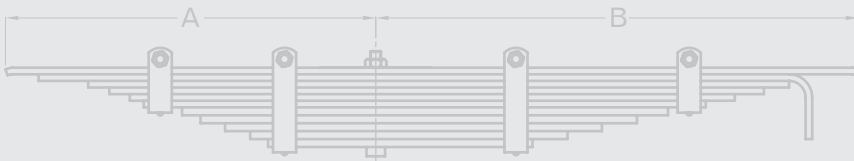
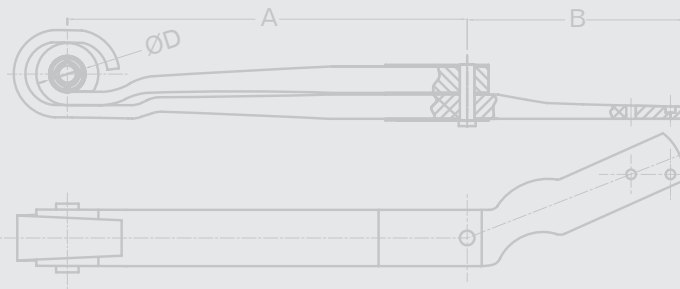
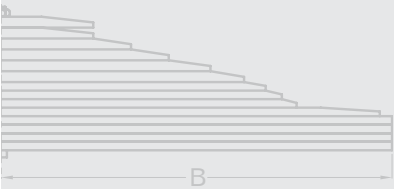
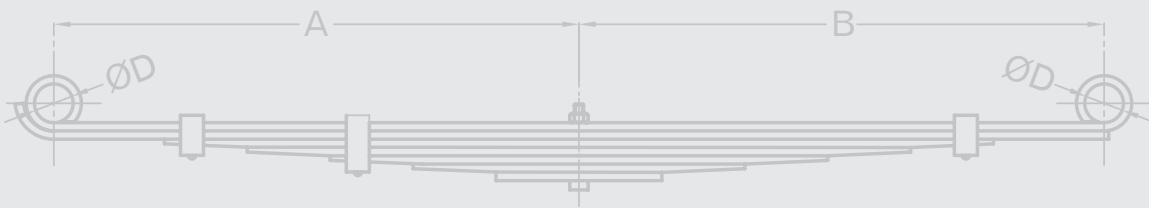


Dikmen No	M (mm)	A-B (mm)	C (mm)	Ø D (0x0xmm)	AĞIRLIK Weight(kg)
KS300.33.00	Komple Makas		135		70,000
KS300.33.01M	70x10	500-500	K. DÜZ		6,000
KS300.33.02M	70x10	450-450	K. DÜZ		5,000
KS300.33.03M	70x10	450-450	K. DÜZ		5,000
KS300.33.04M	70x10	360-360	K. DÜZ		4,000
KS300.33.05M	70x10	295-295	K. DÜZ		3,000
KS300.33.06M	70x10	230-230	K. DÜZ		2,500
KS300.33.07M	70x10	155-155	K. DÜZ		1,500
KS300.33.01	70x11	650-650	K. BURÇLU	70xØ31xØ25	9,200
KS300.33.02	70x11	810-655	K. KIVRIK		8,000
KS300.33.03	70x11	655-655	K. DÜZ		7,580
KS300.33.04	70x11	500-500	K. DÜZ		6,000
KS300.33.05	70x11	390-390	K. DÜZ		4,500
KS300.33.06	70x11	280-280	K. DÜZ		3,500
KS300.33.07	70x11	190-190	K. DÜZ		2,300



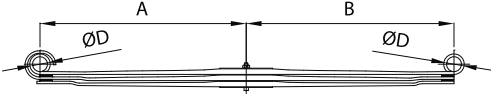


**DiKMEN**  
LEAF SPRINGS CO. LTD.



MAKASLAR / LEAF-SPRING

**MERCEDES**



A : Sağ Mesafe / Right Distance  
 B : Sol Mesafe / Left Distance  
 C : Kavis -Ticari Sınıf / Curve - Commercial Class  
 M : Malzeme Ebatı / Material Dimension  
 D : Burç Ölçüleri / Bush Dimension

**PS400.11.00**
**SPRINTER TORSİYON YAYI (İNCE)**  
 SPRINTER TORSION THIN


Dikmen No	M (mm)	A-B (mm)	C (mm)	Ø D (0x0xmm)	AĞIRLIK Weight(kg)
PS400.11.00	Komple Makas		151		23,600
PS400.11.01	110x12	1300			11,400
PS400.11.02	110x12	1300	P.DÜZ		11,400

**PS400.19.00**
**SPRINTER TORSİYON YAYI (KALIN)**  
 SPRINTER TORSION SPRING (THICK)


Dikmen No	M (mm)	A-B (mm)	C (mm)	Ø D (0x0xmm)	AĞIRLIK Weight(kg)
PS400.19.00	Komple Makas		144		14,350
PS400.19.01	110x15	1300	P.DÜZ		13,600

**PS400.25.00**
**SPRINTER ÖN TORSİYON YAYI**  
 SPRINTER FRONT TORSION SPRING

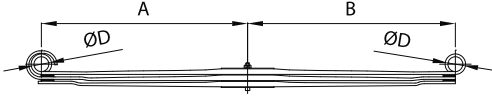

Dikmen No	M (mm)	A-B (mm)	C (mm)	Ø D (0x0xmm)	AĞIRLIK Weight(kg)
PS400.25.00	Komple Makas		149		23,000
PS400.25.01	100x13	1300	P.DÜZ		11,000
PS400.25.02	100x13	1300	P.DÜZ		11,000

**PS400.41.00**
**SPRINTER TORSİYON ÖN**  
 SPRINTER TORSION FRONT


Dikmen No	M (mm)	A-B (mm)	C (mm)	Ø D (0x0xmm)	AĞIRLIK Weight(kg)
PS400.41.00	Komple Makas		135		14,400
PS400.41.01	110x15	1300	P.DÜZ		14,000

**PS400.12.00**
**SPRINTER 308D-312D ARKA**  
 SPRINTER 308D-312D REAR


Dikmen No	M (mm)	A-B (mm)	C (mm)	Ø D (0x0xmm)	AĞIRLIK Weight(kg)
PS400.12.00	Komple Makas		157		21,400
PS400.12.01	70x19	740-753	P. BURÇLU	80x54x Ø50xØ12	13,100
PS400.12.02	70x20	620-620	P.DÜZ	80x60x Ø33xØ12	8,100



A : Sağ Mesafe / Right Distance  
 B : Sol Mesafe / Left Distance  
 C : Kavis -Ticari Sınıf / Curve - Commercial Class  
 M : Malzeme Ebatı / Material Dimension  
 D : Burç Ölçüleri / Bush Dimension

**PS400.13.00**

**SPRINTER 208 D ARKA**  
 SPRINTER 208 D REAR



Dikmen No	M (mm)	A-B (mm)	C (mm)	Ø D (0x0xmm)	AĞIRLIK Weight(kg)
PS400.13.00	Komple Makas		140	80x54x Ø50xØ12	12,700
PS400.13.01	70x23	740-753	P. BURÇLU		12,700

**PS400.14.00**

**SPRINTER CDI ARKA**  
 SPRINTER CDI REAR



Dikmen No	M (mm)	A-B (mm)	C (mm)	Ø D (0x0xmm)	AĞIRLIK Weight(kg)
PS400.14.00	Komple Makas		145	80x54x Ø50xØ12	15,200
PS400.14.01	70x25	740-753	P. BURÇLU		15,200

**PS400.15.00**

**SPRINTER PİMLİ ARKA**  
 SPRINTER PİMLİ REAR



Dikmen No	M (mm)	A-B (mm)	C (mm)	Ø D (0x0xmm)	AĞIRLIK Weight(kg)
PS400.15.00	Komple Makas		124	80x54x Ø50xØ12	14,800
PS400.15.01	70x25	740-753	P. BURÇLU		14,800
				80-55x Ø42-Ø16	

**PS400.17.00**

**SPRINTER 412 ARKA**  
 SPRINTER 412 REAR



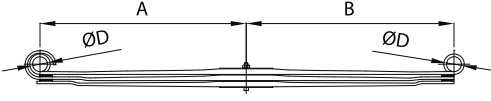
Dikmen No	M (mm)	A-B (mm)	C (mm)	Ø D (0x0xmm)	AĞIRLIK Weight(kg)
PS400.17.00	Komple Makas		150	80x58x Ø50xØ16	32,200
PS400.17.01	70x12	740-750	P. BURÇLU		11,500
PS400.17.02	70x15	665-665	P. DÜZ	80x61x Ø40xØ16	7,500
PS400.17.03	70x28	665-665	P. DÜZ		12,400

**PS400.20.00**

**SPRINTER CDI 313 ARKA**  
 SPRINTER CDI 313 REAR



Dikmen No	M (mm)	A-B (mm)	C (mm)	Ø D (0x0xmm)	AĞIRLIK Weight(kg)
PS400.20.00	Komple Makas		150	80x54x Ø50xØ12	13,600
PS400.20.01	70x19	740-753	P. BURÇLU		13,600



A : Sağ Mesafe / Right Distance  
 B : Sol Mesafe / Left Distance  
 C : Kavis -Ticari Sınıf / Curve - Commercial Class  
 M : Malzeme Ebatı / Material Dimension  
 D : Burç Ölçüleri / Bush Dimension

**PS400.23.00**
**SPRINTER CDI 315 ARKA**  
 SPRINTER CDI 315 REAR


Dikmen No	M (mm)	A-B (mm)	C (mm)	Ø D (0x0xmm)	AĞIRLIK Weight(kg)
PS400.23.00	Komple Makas		145	80x57x Ø63xØ12	23,600
PS400.23.01	70x19	753-740	P. BURÇLU		14,800
PS400.23.02	70x20	615-625	P.DÜZ		8,000

**PS400.32.00**
**609 ARKA**  
 609 REAR


Dikmen No	M (mm)	A-B (mm)	C (mm)	Ø D (0x0xmm)	AĞIRLIK Weight(kg)
PS400.32.00	Komple Makas		170		57,000
PS400.32.01	70x14	790-790	K. BURÇLU		15,000
PS400.32.02	70x14	1042-843	K. KIVRIK		13,200
PS400.32.03	70x14	695-695	K. DÜZ		10,300
PS400.32.04	70x36	635-635	P.DÜZ		18,000

**PS400.33.00**
**SPRT. 412 ARKA**  
 SPRT. 412 REAR

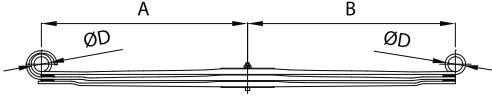

Dikmen No	M (mm)	A-B (mm)	C (mm)	Ø D (0x0xmm)	AĞIRLIK Weight(kg)
PS400.33.00	Komple Makas		105	80x57x Ø63xØ12	16,750
PS400.33.01	70x25	753-740	P. BURÇLU		16,750

**PS400.40.00**
**SPRINTER ARKA**  
 SPRINTER REAR


Dikmen No	M (mm)	A-B (mm)	C (mm)	Ø D (0x0xmm)	AĞIRLIK Weight(kg)
PS400.40.00	Komple Makas		155	80x54x Ø50xØ12	12,800
PS400.40.01	70x23	740-753	P. BURÇLU		12,800
				80x60x Ø33xØ12	

**PS400.45.00**
**SPRINTER ARKA**  
 SPRINTER REAR


Dikmen No	M (mm)	A-B (mm)	C (mm)	Ø D (0x0xmm)	AĞIRLIK Weight(kg)
PS400.45.00	Komple Makas		128	80x56xØ50 xØ16	34,800
PS400.45.01	70x15	740-753	P. BURÇLU		13,000
PS400.45.02	70x17	660-660	P. DÜZ	80x63xØ39 xØ16	8,300
PS400.45.03	70x28	665-665	P. DÜZ		



- A : Sağ Mesafe / Right Distance
- B : Sol Mesafe / Left Distance
- C : Kavis -Ticari Sınıf / Curve - Commercial Class
- M : Malzeme Ebatı / Material Dimension
- D : Burç Ölçüleri / Bush Dimension

**PS400.50.00**

**SPRINTER ARKA**  
SPRINTER REAR



Dikmen No	M (mm)	A-B (mm)	C (mm)	Ø D (0x0xmm)	AĞIRLIK Weight(kg)
PS400.50.00	Komple Makas		121	80x54x Ø50xØ12	22,000
PS400.50.01	70x19	740-753	P. BURÇLU		13,350
PS400.50.02	70x20	690-690	P. DÜZ		8,400

**PS400.58.00**

**SPRINTER ARKA**  
SPRINTER REAR



Dikmen No	M (mm)	A-B (mm)	C (mm)	Ø D (0x0xmm)	AĞIRLIK Weight(kg)
PS400.58.00	Komple Makas		109	80x57x Ø63xØ12	17,300
PS400.58.01	70x26	739-754	P. BURÇLU		17,300

**PS400.59.00**

**SPRINTER ARKA**  
SPRINTER REAR



Dikmen No	M (mm)	A-B (mm)	C (mm)	Ø D (0x0xmm)	AĞIRLIK Weight(kg)
PS400.59.00	Komple Makas		160	80x61x Ø40xØ16	32,300
PS400.59.01	70x12	740-753	P. BURÇLU		11,700
PS400.59.02	70x15	665-665	P. DÜZ		7,900
PS400.59.03	70x28	665-665	P. DÜZ		12,300

**PS400.74.00**

**207-308 ARKA**  
207-308 REAR



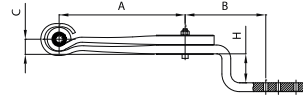
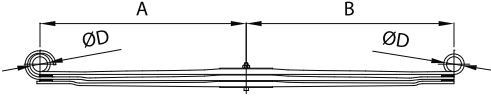
Dikmen No	M (mm)	A-B (mm)	C (mm)	Ø D (0x0xmm)	AĞIRLIK Weight(kg)
PS400.74.00	Komple Makas		182	Ø12xØ32x 70x50	14,000
PS400.74.01	60x15	610-690	P. BURÇLU		6,900
PS400.74.02	60x15	760-840	P. KIVRIK		7,100

**PS400.75.00**

**207 ARKA**  
207 REAR



Dikmen No	M (mm)	A-B (mm)	C (mm)	Ø D (0x0xmm)	AĞIRLIK Weight(kg)
PS400.75.00	Komple Makas		185	Ø12xØ32 x70x50	13,800
PS400.75.01	60x14	610-690	P. BURÇLU		6,500
PS400.75.02	60x14	770-850	P. KIVRIK		6,700



- A : Sağ Mesafe / Right Distance  
 B : Sol Mesafe / Left Distance  
 C : Kavış - Ticari Sınıf / Curve - Commercial Class  
 M : Malzeme Ebatı / Material Dimension  
 D : Burç Ölçüleri / Bush Dimension

**PS400.80.00**
**SPRINTER ARKA**  
 SPRINTER REAR


Dikmen No	M (mm)	A-B (mm)	C (mm)	Ø D (0x0xmm)	AĞIRLIK Weight(kg)
PS400.80.00	Komple Makas		165	80x56x Ø50xØ12	21,800
PS400.80.01	70x19	740-753	P. BURÇLU		13,500
PS400.80.02	70x20	625-615	P.DÜZ		8,200

**PS400.98.00**
**SPRINTER ARKA**  
 SPRINTER REAR


Dikmen No	M (mm)	A-B (mm)	C (mm)	Ø D (0x0xmm)	AĞIRLIK Weight(kg)
PS400.98.00	Komple Makas		84/198-216	Ø12xØ63 x80x57	15,200
PS400.98.01	70x26	745-250	P. BURÇLU		15,200

**PS400.99.00**
**SPRINTER ARKA**  
 SPRINTER REAR

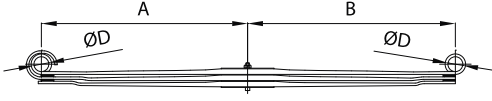

Dikmen No	M (mm)	A-B (mm)	C (mm)	Ø D (0x0xmm)	AĞIRLIK Weight(kg)
PS400.99.00	Komple Makas		84/198-216	Ø12xØ63 x80x57	15,200
PS400.99.01	70x26	745-250	P. BURÇLU		15,200

**PS400.01.00**
**15-17 ATEGO ÖN**  
 15-17 ATEGO FRONT


Dikmen No	M (mm)	A-B (mm)	C (mm)	Ø D (0x0xmm)	AĞIRLIK Weight(kg)
PS400.01.00	Komple Makas		175	96x65x Ø56xØ18	42,800
PS400.01.01	80x26	860-935	P. KIVRIK		23,800
PS400.01.02	80x28	980-880	P. KIVRIK		17,800

**PS400.01.00.T**
**15-17 ATEGO ÖN**  
 15-17 ATEGO FRONT


Dikmen No	M (mm)	A-B (mm)	C (mm)	Ø D (0x0xmm)	AĞIRLIK Weight(kg)
PS400.01.00.T	Komple Makas		175	96x65x Ø56xØ18	42,800
PS400.01.01	80x26	860-935	P. KIVRIK		23,800
PS400.01.02	80x28	980-880	P. KIVRIK		17,800
PS400.01.03.T	80x26	820-880	P. DÜZ		17,300



A : Sağ Mesafe / Right Distance  
 B : Sol Mesafe / Left Distance  
 C : Kavis -Ticari Sınıf / Curve - Commercial Class  
 M : Malzeme Ebati / Material Dimension  
 D : Burç Ölçüleri / Bush Dimension

## PS400.02.00

15-17 ATEGO ARKA  
 15-17 ATEGO REAR



Dikmen No	M (mm)	A-B (mm)	C (mm)	Ø D (0x0xmm)	AĞIRLIK Weight(kg)
PS400.02.00	Komple Makas		90	96-84x Ø63xØ22	101,000
PS400.02.01	80x22	850-850	P. BURÇLU		27,000
PS400.02.02	80x28	850-910	P. DÜZ	96-62xØ64xØ22	23,000
PS400.02.03	80x39	840-840	P. DÜZ		24,000
PS400.02.04	80x39	840-840	P. DÜZ		24,000

## PS400.06.00

18-40 ACTROS ÖN  
 18-40 ACTROS FRONT



Dikmen No	M (mm)	A-B (mm)	C (mm)	Ø D (0x0xmm)	AĞIRLIK Weight(kg)
PS400.06.00	Komple Makas		118	96-88x Ø62xØ24	58,000
PS400.06.01	90x28	900-900	P. BURÇLU		32,480
PS400.06.02	90x28	1200-925	P. KIVRIK		23,820

## PS400.06.00.T

18-40 ACTROS ÖN (90x28)  
 18-40 ACTROS FRONT (90x28)



Dikmen No	M (mm)	A-B (mm)	C (mm)	Ø D (0x0xmm)	AĞIRLIK Weight(kg)
PS400.06.00.T	Komple Makas		118	96-88x Ø62xØ24	80,800
PS400.06.01	90x28	900-900	P. BURÇLU		32,480
PS400.06.02	90x28	1200-925	P. KIVRIK		23,820
PS400.06.03.T	90x28	925-925	P. DÜZ		21,600

## PS400.07.00

33-40 ACTROS ÖN  
 33-40 ACTROS FRONT



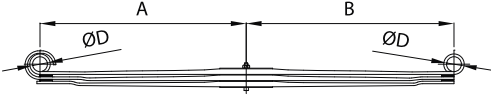
Dikmen No	M (mm)	A-B (mm)	C (mm)	Ø D (0x0xmm)	AĞIRLIK Weight(kg)
PS400.07.00	Komple Makas		130	96-88x Ø62xØ24	71,000
PS400.07.01	90x25	900-900	P. BURÇLU		29,000
PS400.07.02	90x25	910-910	P. DÜZ		19,600
PS400.07.03	90x25	1180-910	P. KIVRIK		20,800

## PS400.07.00.T

33-40 ACTROS ÖN  
 33-40 ACTROS FRONT



Dikmen No	M (mm)	A-B (mm)	C (mm)	Ø D (0x0xmm)	AĞIRLIK Weight(kg)
PS400.07.00.T	Komple Makas		130	96-88x Ø62xØ24	90,000
PS400.07.01	90x25	900-900	P. BURÇLU		29,000
PS400.07.02	90x25	910-910	P. DÜZ		19,600
PS400.07.03	90x25	1180-910	P. KIVRIK		20,800
PS400.07.04.T	90x25	925-925	P. DÜZ		19,540



A : Sağ Mesafe / Right Distance  
 B : Sol Mesafe / Left Distance  
 C : Kavis -Ticari Sınıf / Curve - Commercial Class  
 M : Malzeme Ebatı / Material Dimension  
 D : Burç Ölçüleri / Bush Dimension

**PS400.08.00**
**ACTROS 41-40 ÖN (1. DİNGİL)**  
 ACTROS 41-40 FRONT (1st AXLE)


Dikmen No	M (mm)	A-B (mm)	C (mm)	Ø D (0x0xmm)	AĞIRLIK Weight(kg)
PS400.08.00	Komple Makas		83	96-88x Ø62xØ24	61,000
PS400.08.01	90x23	900-680	P. BURÇLU		26,300
PS400.08.02	90x23	925-700	P. DÜZ		16,000
PS400.08.03	90x23	1235-700	P. KIVRIK		17,300

**PS400.08.00.T**
**ACTROS 41-40 ÖN (1. DİNGİL)**  
 ACTROS 41-40 FRONT (1st AXLE)


Dikmen No	M (mm)	A-B (mm)	C (mm)	Ø D (0x0xmm)	AĞIRLIK Weight(kg)
PS400.08.00.T	Komple Makas		88	96-88x Ø62xØ24	77,000
PS400.08.01	90x23	900-680	P. BURÇLU		26,300
PS400.08.02	90x23	925-700	P. DÜZ		16,000
PS400.08.03	90x23	1235-700	P. KIVRIK		17,300
PS400.08.04.T	90x23	925-700	P. DÜZ		16,000

**PS400.09.00**
**ACTROS 41-40 ÖN (2. DİNGİL)**  
 ACTROS 41-40 FRONT (2nd AXLE)


Dikmen No	M (mm)	A-B (mm)	C (mm)	Ø D (0x0xmm)	AĞIRLIK Weight(kg)
PS400.09.00	Komple Makas		77	96-88x Ø62xØ24	63,600
PS400.09.01	90x23	780-800	P. BURÇLU		26,500
PS400.09.02	90x25	795-810	P. DÜZ		17,000
PS400.09.03	90x25	1090-810	P. KIVRIK		18,500

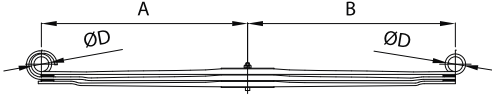
**PS400.09.00.T**
**ACTROS 41-40 ÖN (2. DİNGİL)**  
 ACTROS 41-40 FRONT (2nd AXLE)


Dikmen No	M (mm)	A-B (mm)	C (mm)	Ø D (0x0xmm)	AĞIRLIK Weight(kg)
PS400.09.00.T	Komple Makas		83	96-88x Ø62xØ24	80,600
PS400.09.01	90x23	780-800	P. BURÇLU		26,500
PS400.09.02	90x25	795-810	P. DÜZ		17,000
PS400.09.03	90x25	1090-810	P. KIVRIK		18,500
PS400.09.04.T	90x25	795-810	P. DÜZ		17,000

**PS400.18.00**
**ACTROS 40-40 ÖN (1. DİNGİL)**  
 ACTROS 40-40 FRONT (1st AXLE)


Dikmen No	M (mm)	A-B (mm)	C (mm)	Ø D (0x0xmm)	AĞIRLIK Weight(kg)
PS400.18.00	Komple Makas		95	96-88x Ø62xØ24	78,000
PS400.18.01	90x28	970-830	P. BURÇLU		32,800
PS400.18.02	90x28	990-845	P. DÜZ		21,160
PS400.18.03	90x28	1305-840	P. KIVRIK		23,000





- A : Sağ Mesafe / Right Distance
- B : Sol Mesafe / Left Distance
- C : Kavis -Ticari Sınıf / Curve - Commercial Class
- M : Malzeme Ebatı / Material Dimension
- D : Burç Ölçüleri / Bush Dimension

## PS400.31.00

11-17/13-20 ARKA  
11-17/13-20 REAR



Dikmen No	M (mm)	A-B (mm)	C (mm)	Ø D (0x0xmm)	AĞIRLIK Weight(kg)
PS400.31.00	Komple Makas		130	96x62x Ø63xØ36	70,250
PS400.31.01	80x18	850-850	K. BURÇLU		23,700
PS400.31.02	80x18	1171-919	K. KIVRIK		21,500
PS400.31.03	80x47	695-695	P. DÜZ		24,170

## PS400.34.00

ARKA  
REAR



Dikmen No	M (mm)	A-B (mm)	C (mm)	Ø D (0x0xmm)	AĞIRLIK Weight(kg)
PS400.34.00	Komple Makas		190	70xØ32 xØ12	21,000
PS400.34.01	60x15	607-687	P. BURÇLU		7,520
PS400.34.02	60x15	770-853	P. KIVRIK		6,900
PS400.34.03	60x15	614-694	P. DÜZ		6,550

## PS400.38.00

32-34 ÖN (1. DİNGİL)  
32-34 FRONT (1st AXLE)



Dikmen No	M (mm)	A-B (mm)	C (mm)	Ø D (0x0xmm)	AĞIRLIK Weight(kg)
PS400.38.00	Komple Makas		130	76x68x Ø60xØ22	71,400
PS400.38.01	80x22	860-860	P. BURÇLU		21,840
PS400.38.02	80x22	1105-955	P. KIVRIK		16,200
PS400.38.03	80x22	895-895	P. DÜZ		15,600
PS400.38.04	80x22	895-895	P. DÜZ		15,500

## PS400.39.00

32-34 ÖN (2. DİNGİL)  
32-34 FRONT (2nd AXLE)



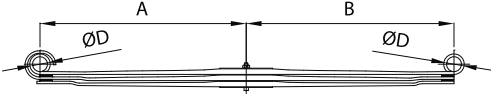
Dikmen No	M (mm)	A-B (mm)	C (mm)	Ø D (0x0xmm)	AĞIRLIK Weight(kg)
PS400.39.00	Komple Makas		225		79,000
PS400.39.01	80x22	855-855	P. KIVRIK		24,000
PS400.39.02	80x22	1115-955	P. KIVRIK		19,200
PS400.39.03	80x22	895-895	P. DÜZ		17,800
PS400.39.04	80x22	895-895	P. DÜZ		17,800

## PS400.43.00

ACTROS ÖN  
ACTROS FRONT



Dikmen No	M (mm)	A-B (mm)	C (mm)	Ø D (0x0xmm)	AĞIRLIK Weight(kg)
PS400.43.00	Komple Makas		145	96-88x Ø62xØ24	69,300
PS400.43.01	90x22	900-900	P. BURÇLU		29,000
PS400.43.02	90x25	915-915	P. DÜZ		19,400
PS400.43.03	90x25	1200-915	P. KIVRIK		20,900



- A : Sağ Mesafe / Right Distance  
 B : Sol Mesafe / Left Distance  
 C : Kavis -Ticari Sınıf / Curve - Commercial Class  
 M : Malzeme Ebatı / Material Dimension  
 D : Burç Ölçüleri / Bush Dimension

**PS400.44.00**

 ARKA  
 REAR


Dikmen No	M (mm)	A-B (mm)	C (mm)	Ø D (0x0xmm)	AĞIRLIK Weight(kg)
PS400.44.00	Komple Makas		160	76-68x Ø60xØ22	86,000
PS400.44.01	70x18	860-860	P. BURÇLU		20,000
PS400.44.02	70x14	1090-975	K. KIVRIK		14,850
PS400.44.03	70x14	770-770	K. SÜZME		11,400
PS400.44.04	70x14	680-680	K. SÜZME		10,000
PS400.44.05	70x13	590-590	K. SÜZME		8,100
PS400.44.06	70x13	500-500	K. SÜZME		6,800
PS400.44.07	70x13	410-410	K. SÜZME		5,600
PS400.44.08	70x13	320-320	K. SÜZME		4,300
PS400.44.09	70x13	230-230	K. SÜZME		3,000
PS400.44.10	70x13	140-140	K. SÜZME		1,900

**PS400.46.00**

 ACTROS 33-42 ÖN  
 ACTROS 33-42 FRONT


Dikmen No	M (mm)	A-B (mm)	C (mm)	Ø D (0x0xmm)	AĞIRLIK Weight(kg)
PS400.46.00	Komple Makas		190	96-88x Ø62xØ24	70,000
PS400.46.01	90x25	900-900	P. BURÇLU		29,600
PS400.46.02	90x25	910-910	P. DÜZ		19,500
PS400.46.03	90x25	1200-910	P. KIVRIK		21,000

**PS400.52.00**

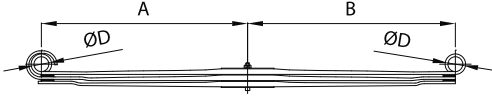
 ARKA  
 REAR


Dikmen No	M (mm)	A-B (mm)	C (mm)	Ø D (0x0xmm)	AĞIRLIK Weight(kg)
PS400.52.00	Komple Makas		121	96x64x Ø58xØ36	56,800
PS400.52.01	80x15	790-790	K. BURÇLU		18,100
PS400.52.02	80x15	1075-850	K. KIVRIK	48x33x Ø58xØ36	16,800
PS400.52.03	80x36	660-660	P. DÜZ		19,900

**PS400.53.00**

 ACTROS ÖN  
 ACTROS FRONT


Dikmen No	M (mm)	A-B (mm)	C (mm)	Ø D (0x0xmm)	AĞIRLIK Weight(kg)
PS400.53.00	Komple Makas		140	96-88x Ø62xØ24	73,000
PS400.53.01	90x25	900-900	P. BURÇLU		29,800
PS400.53.02	90x26	915-915	P. DÜZ		20,150
PS400.53.03	90x26	1205-915	P. KIVRIK		21,500



- A : Sağ Mesafe / Right Distance
- B : Sol Mesafe / Left Distance
- C : Kavis -Ticari Sınıf / Curve - Commercial Class
- M : Malzeme Ebatı / Material Dimension
- D : Burç Ölçüleri / Bush Dimension

**PS400.54.00**

ACTROS ÖN  
ACTROS FRONT



Dikmen No	M (mm)	A-B (mm)	C (mm)	Ø D (0x0xmm)	AĞIRLIK Weight(kg)
PS400.54.00	Komple Makas		161	96-88x Ø62xØ24	66,800
PS400.54.01	90x22	900-900	P. BURÇLU		27,000
PS400.54.02	90x24	920-930	P. DÜZ		18,800
PS400.54.03	90x24	1090-930	P. KIVRIK		21,000

**PS400.55.00**

ACTROS ÖN  
ACTROS FRONT



Dikmen No	M (mm)	A-B (mm)	C (mm)	Ø D (0x0xmm)	AĞIRLIK Weight(kg)
PS400.55.00	Komple Makas		125	96-88x Ø62xØ24	71,800
PS400.55.01	90x24	900-900	P. BURÇLU		29,600
PS400.55.02	90x25	920-920	P. DÜZ		20,000
PS400.55.03	90x25	1090-920	P. DÜZ		22,000

**PS400.60.00**

ACTROS 41-40 ÖN (1. DİNGİL)  
ACTROS 41-40 FRONT (1st AXLE)



Dikmen No	M (mm)	A-B (mm)	C (mm)	Ø D (0x0xmm)	AĞIRLIK Weight(kg)
PS400.60.00	Komple Makas		80	96-88x Ø62xØ24	62,800
PS400.60.01	90x23	900-685	P. BURÇLU		26,600
PS400.60.02	90x25	915-705	P. DÜZ		17,100
PS400.60.03	90x25	1205-705	P. KIVRIK		18,600

**PS400.63.00**

15-17 ATEGO ÖN  
15-17 ATEGO FRONT



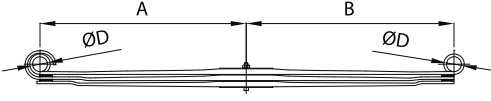
Dikmen No	M (mm)	A-B (mm)	C (mm)	Ø D (0x0xmm)	AĞIRLIK Weight(kg)
PS400.63.00	Komple Makas		148	Ø16xØ49x 96-64	23,200
PS400.63.01	80x30	860-940	P.BURÇLU		23,200

**PS400.64.00**

15-17 ATEGO ARKA  
15-17 ATEGO REAR



Dikmen No	M (mm)	A-B (mm)	C (mm)	Ø D (0x0xmm)	AĞIRLIK Weight(kg)
PS400.64.00	Komple Makas		105	96-63x Ø50xØ18	44,800
PS400.64.01	80x25	800-800	P.BURÇLU		22,100
PS400.64.02	80x36	860-790	P.DÜZ		21,500



A : Sağ Mesafe / Right Distance  
 B : Sol Mesafe / Left Distance  
 C : Kavis -Ticari Sınıf / Curve - Commercial Class  
 M : Malzeme Ebatı / Material Dimension  
 D : Burç Ölçüleri / Bush Dimension

**PS400.65.00**
**ÖN**  
 FRONT


Dikmen No	M (mm)	A-B (mm)	C (mm)	Ø D (0x0xmm)	AĞIRLIK Weight(kg)
PS400.65.00	Komple Makas		146	96xØ62 xØ24	88,000
PS400.65.01	90x23	900-900	P. BURÇLU		28,180
PS400.65.02	90x23	1055-932	P. KIVRIK		20,110
PS400.65.03	90x23	932-932	P.DÜZ		19,980
PS400.65.04	90x23	932-932	P.DÜZ		18,920

**PS400.67.00**
**ARKA**  
 REAR


Dikmen No	M (mm)	A-B (mm)	C (mm)	Ø D (0x0xmm)	AĞIRLIK Weight(kg)
PS400.67.00	Komple Makas		120	106x90x Ø62xØ24	116,500
PS400.67.01	100x20	900-900	P. BURÇLU		30,000
PS400.67.02	100x20	910-920	P.DÜZ		19,900
PS400.67.03	100x25	1180-920	P. KIVRIK		25,200
PS400.67.04	100x45	910-920	P.DÜZ		41,500

**PS400.72.00**
**ÖN**  
 FRONT

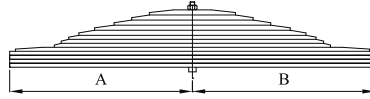
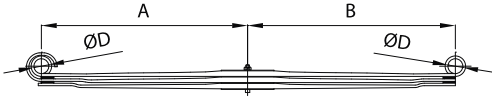

Dikmen No	M (mm)	A-B (mm)	C (mm)	Ø D (0x0xmm)	AĞIRLIK Weight(kg)
PS400.72.00	Komple Makas		100	96-80x Ø62xØ24	84,000
PS400.72.01	90x28	900-900	P. BURÇLU		34,480
PS400.72.02	90x29	920-920	P.DÜZ		23,500
PS400.72.03	90x29	1200-920	P. KIVRIK		25,700

**PS400.78.00**
**ÖN**  
 FRONT


Dikmen No	M (mm)	A-B (mm)	C (mm)	Ø D (0x0xmm)	AĞIRLIK Weight(kg)
PS400.78.00	Komple Makas		140	82x30 x25,20	67,500
PS400.78.01	90x23	900-900	P. BURÇLU		26,000
PS400.78.02	90x23	1110-965	P. KIVRIK		21,400
PS400.78.03	90x23	915-915	P.DÜZ		19,500

**PS400.82.00**
**18 44 ÖN**  
 18 44 FRONT


Dikmen No	M (mm)	A-B (mm)	C (mm)	Ø D (0x0xmm)	AĞIRLIK Weight(kg)
PS400.82.00	Komple Makas		127	Ø24xØ62 x96x80	58,100
PS400.82.01	90x27	900-900	P. BURÇLU		31,500
PS400.82.02	90x27	1200-915	P. KIVRIK		23,200



A : Sağ Mesafe / Right Distance  
 B : Sol Mesafe / Left Distance  
 C : Kavis -Ticari Sınıf / Curve - Commercial Class  
 M : Malzeme Ebatı / Material Dimension  
 D : Burç Ölçüleri / Bush Dimension

## PS400.83.00

ÖN  
FRONT



Dikmen No	M (mm)	A-B (mm)	C (mm)	Ø D (0x0xmm)	AĞIRLIK Weight(kg)
PS400.83.00	Komple Makas		95	Ø24xØ62 x96x80	78,400
PS400.83.01	90x23	900-685	P. BURÇLU		26,000
PS400.83.02	90x23	910-695	P.DÜZ		16,400
PS400.83.03	90x23	910-695	P.DÜZ		16,400
PS400.83.04	90x23	1230-695	P. KIVRIK		18,400

## PS400.97.00

ÖN  
FRONT



Dikmen No	M (mm)	A-B (mm)	C (mm)	Ø D (0x0xmm)	AĞIRLIK Weight(kg)
PS400.97.00	Komple Makas		203	96x63x Ø46xØ18	55,300
PS400.97.01	80x19	860-860	P. BURÇLU		14,900
PS400.97.02	80x19	1115-915	P. KIVRIK		14,000
PS400.97.03	80x19	915-915	P.DÜZ		13,200
PS400.97.04	80x19	915-915	P.DÜZ		13,200

## PS400.10.00

ACTROS 33-40 ARKA  
ACTROS 33-40 REAR



Dikmen No	M (mm)	A-B (mm)	C (mm)	Ø D (0x0xmm)	AĞIRLIK Weight(kg)
PS400.10.00	Komple Makas		41		138,600
PS400.10.01	100x38	780-780	P.DÜZ		30,600
PS400.10.02	100x38	745-745	P.DÜZ		26,600
PS400.10.03	100x38	745-745	P.DÜZ		26,600
PS400.10.04	100x38	745-745	P.DÜZ		26,600
PS400.10.05	100x38	745-745	P.DÜZ		26,600

## PS400.51.00

ACTROS 41-40 ARKA  
ACTROS 41-40 REAR



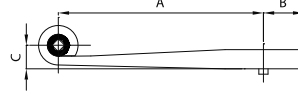
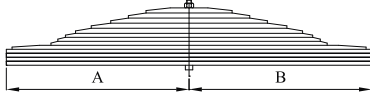
Dikmen No	M (mm)	A-B (mm)	C (mm)	Ø D (0x0xmm)	AĞIRLIK Weight(kg)
PS400.51.00	Komple Makas		41		112,000
PS400.51.01	100x38	780-780	P.DÜZ		30,600
PS400.51.02	100x38	745-745	P.DÜZ		26,600
PS400.51.03	100x38	745-745	P.DÜZ		26,600
PS400.51.04	100x38	745-745	P.DÜZ		26,600

## PS400.21.00

41-48 ARKA  
41-48 REAR



Dikmen No	M (mm)	A-B (mm)	C (mm)	Ø D (0x0xmm)	AĞIRLIK Weight(kg)
PS400.21.00	Komple Makas		43		165,800
PS400.21.01	100x41	830-830	P.DÜZ		34,000
PS400.21.02	100x41	785-785	P.DÜZ		28,800
PS400.21.03	100x41	785-785	P.DÜZ		28,800
PS400.21.04	100x48	790-790	P.DÜZ		36,200
PS400.21.05	100x48	790-790	P.DÜZ	36,200	



- A : Sağ Mesafe / Right Distance  
 B : Sol Mesafe / Left Distance  
 C : Kavis -Ticari Sınıf / Curve - Commercial Class  
 M : Malzeme Ebatı / Material Dimension  
 D : Burç Ölçüleri / Bush Dimension

**PS400.22.00**
**32-34 ARKA**  
**32-34 REAR**


Dikmen No	M (mm)	A-B (mm)	C (mm)	Ø D (0x0xmm)	AĞIRLIK Weight(kg)
PS400.22.00	Komple Makas		58		84,000
PS400.22.01	90x43	750-750	P.DÜZ		27,900
PS400.22.02	90x43	750-750	P.DÜZ		27,900
PS400.22.03	90x43	750-750	P.DÜZ		27,900

**PS400.49.00**
**ACTROS ARKA**  
**ACTROS REAR**


Dikmen No	M (mm)	A-B (mm)	C (mm)	Ø D (0x0xmm)	AĞIRLIK Weight(kg)
PS400.49.00	Komple Makas		45		98,600
PS400.49.01	100x37	780-780	P.KIVRIK		32,100
PS400.49.02	100x37	740-740	P.DÜZ		28,400
PS400.49.03	100x49	730-730	P.DÜZ		37,000

**PS400.68.00**
**ARKA**  
**REAR**

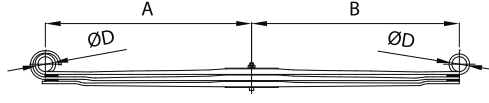
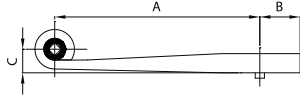

Dikmen No	M (mm)	A-B (mm)	C (mm)	Ø D (0x0xmm)	AĞIRLIK Weight(kg)
PS400.68.00	Komple Makas		65		101,500
PS400.68.01	100x33	780-780	P.DÜZ		28,000
PS400.68.02	100x33	740-740	P.DÜZ		24,400
PS400.68.03	100x33	740-740	P.DÜZ		24,400
PS400.68.04	100x33	740-740	P.DÜZ		24,400

**PS400.05.00**
**32-28 AVARE DİNGİL (KIRK AYAK)**  
**32-28 ADDITIONAL AXLE**


Dikmen No	M (mm)	A-B (mm)	C (mm)	Ø D (0x0xmm)	AĞIRLIK Weight(kg)
PS400.05.00	Komple Makas			102xØ59	23,000
PS400.05.01	100x50	535-105	P.BURÇLU	xØ25	23,000

**PS400.73.00**
**İLAVE DİNGİL**  
**ADDITIONAL AXLE**


Dikmen No	M (mm)	A-B (mm)	C (mm)	Ø D (0x0xmm)	AĞIRLIK Weight(kg)
PS400.73.00	Komple Makas		-10	168x74x	15,400
PS400.73.01	75x47	690-30	P.BURÇLU	Ø40x27	15,400



A : Sağ Mesafe / Right Distance  
 B : Sol Mesafe / Left Distance  
 C : Kavis -Ticari Sınıf / Curve - Commercial Class  
 M : Malzeme Ebati / Material Dimension  
 D : Burç Ölçüleri / Bush Dimension

**PS400.77.00**

ARKA  
REAR



Dikmen No	M (mm)	A-B (mm)	C (mm)	Ø D (0x0xmm)	AĞIRLIK Weight(kg)
PS400.77.00	Komple Makas		25	96x62x Ø64xØ22	23,200
PS400.77.01	76x53	820-134	P. BURÇLU		23,200

**PS400.16.00**

26-22 KABİN YAYI  
26-22 CABIN SPRING



Dikmen No	M (mm)	A-B (mm)	C (mm)	Ø D (0x0xmm)	AĞIRLIK Weight(kg)
PS400.16.00	Komple Makas		95		4,900
PS400.16.01	50x21	490-490	P. KIVRIK		4,900

**PS400.35.00**

KABİN YAYI  
CABIN SPRING



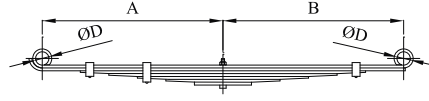
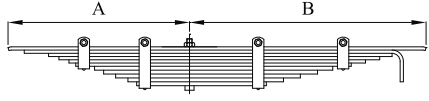
Dikmen No	M (mm)	A-B (mm)	C (mm)	Ø D (0x0xmm)	AĞIRLIK Weight(kg)
PS400.35.00	Komple Makas				4,500
PS400.35.01	90x9	690			4,500

**KS400.01.00**

ATEGO 15-17 ARKA  
ATEGO15-17 REAR



Dikmen No	M (mm)	A-B (mm)	C (mm)	Ø D (0x0xmm)	AĞIRLIK Weight(kg)
KS400.01.00	Komple Makas		150	80xØ42x Ø30,10	61,250
KS400.01.01	80x10	650-500	K. BURÇLU		8,250
KS400.01.02	80x9	830-500	K. KIVRIK		7,200
KS400.01.03	80x9	660-500	K. DÜZ		6,400
KS400.01.04	80x9	615-500	K. DÜZ		6,200
KS400.01.05	80x9	560-460	K. DÜZ		5,500
KS400.01.06	80x9	505-420	K. DÜZ		5,200
KS400.01.07	80x9	450-380	K. DÜZ		4,600
KS400.01.08	80x9	395-340	K. DÜZ		4,200
KS400.01.09	80x9	340-300	K. DÜZ		3,600
KS400.01.10	80x9	285-250	K. DÜZ		3,000
KS400.01.11	80x9	230-210	K. DÜZ		2,400
KS400.01.12	80x9	175-170	K. DÜZ		2,000
KS400.01.13	80x9	125-125	K. DÜZ	1,400	



- A : Sağ Mesafe / Right Distance  
 B : Sol Mesafe / Left Distance  
 C : Kavis -Ticari Sınıf / Curve - Commercial Class  
 M : Malzeme Ebatı / Material Dimension  
 D : Burç Ölçüleri / Bush Dimension

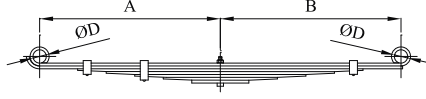
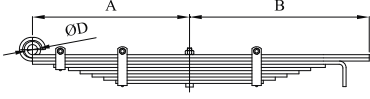
**KS400.02.00**
**ATEGO 15-17 İLAVE DİNGİL**  
 ATEGO 15-17 ADDITIONAL AXLE


Dikmen No	M (mm)	A-B (mm)	C (mm)	Ø D (0x0xmm)	AĞIRLIK Weight(kg)
KS400.02.00	Komple Makas		140		61,250
KS400.02.01	80x9	700-480	K. DÜZ		6,480
KS400.02.02	80x9	700-480	K. DÜZ		6,480
KS400.02.03	80x9	700-480	K. DÜZ		6,480
KS400.02.04	80x9	729-480	K. KIVRIK		6,600
KS400.02.05	80x9	640-440	K. DÜZ		5,900
KS400.02.06	80x9	580-400	K. DÜZ		5,600
KS400.02.07	80x9	520-360	K. DÜZ		4,800
KS400.02.08	80x9	460-320	K. DÜZ		4,400
KS400.02.09	80x9	390-285	K. DÜZ		3,800
KS400.02.10	80x9	320-235	K. DÜZ		3,000
KS400.02.11	80x9	250-195	K. DÜZ		2,400
KS400.02.12	80x9	180-160	K. DÜZ		1,800
KS400.02.13	80x9	125-125	K. DÜZ		1,400

**KS400.03.00**
**25-17/21 ÖN (KALIN)**  
 25-17/21 FRONT (THICK)


Dikmen No	M (mm)	A-B (mm)	C (mm)	Ø D (0x0xmm)	AĞIRLIK Weight(kg)
KS400.03.00	Komple Makas		105	78xØ30x Ø25	97,750
KS400.03.01.K	80x16	860-860	K. BURÇLU		19,000
KS400.03.02	80x13	1056-920	K. KIVRIK		14,600
KS400.03.03	80x13	780-780	K. SÜZME		12,000
KS400.03.04	80x13	695-695	K. SÜZME		10,800
KS400.03.05	80x13	610-610	K. SÜZME		9,400
KS400.03.06	80x13	525-525	K. SÜZME		8,000
KS400.03.07	80x13	440-440	K. SÜZME		6,740
KS400.03.08	80x13	355-355	K. SÜZME		5,380
KS400.03.09	80x13	270-270	K. SÜZME		4,000
KS400.03.10	80x13	185-185	K. SÜZME		2,600
KS400.03.11	78x12	80-80	K. DÜZ		2,000
KS400.03.12	78x8,5	80-80	K. DÜZ		1,000





- A : Sağ Mesafe / Right Distance  
 B : Sol Mesafe / Left Distance  
 C : Kavis -Ticari Sınıf / Curve - Commercial Class  
 M : Malzeme Ebati / Material Dimension  
 D : Burç Ölçüleri / Bush Dimension

## KS400.03.00

25-17/21 ÖN  
 25-17/21 FRONT



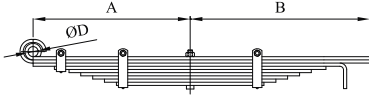
Dikmen No	M (mm)	A-B (mm)	C (mm)	Ø D (0x0xmm)	AĞIRLIK Weight(kg)
KS400.03.00	Komple Makas		105	78xØ30x Ø25	94,500
KS400.03.01.İ	80x13	860-860	K. BURÇLU		15,600
KS400.03.02	80x13	1056-920	K. KIVRIK		14,600
KS400.03.03	80x13	780-780	K. SÜZME		12,000
KS400.03.04	80x13	695-695	K. SÜZME		10,800
KS400.03.05	80x13	610-610	K. SÜZME		9,400
KS400.03.06	80x13	525-525	K. SÜZME		8,000
KS400.03.07	80x13	440-440	K. SÜZME		6,740
KS400.03.08	80x13	355-355	K. SÜZME		5,380
KS400.03.09	80x13	270-270	K. SÜZME		4,000
KS400.03.10	80x13	185-185	K. SÜZME		2,600
KS400.03.11	78x12	80-80	K. DÜZ		2,000
KS400.03.12	78x8,5	80-80	K. DÜZ		1,000

## KS400.04.00.K

25-17/21 ARKA (KALIN)  
 25-17/21 REAR (THICK)



Dikmen No	M (mm)	A-B (mm)	C (mm)	Ø D (0x0xmm)	AĞIRLIK Weight(kg)
KS400.04.00.K	Komple Makas		70	78xØ35x Ø30	93,000
KS400.04.01.K	80x16	745-560	K. BURÇLU		13,900
KS400.04.02	80x12	955-590	K. KIVRIK		10,900
KS400.04.03	80x12	692-458	K. SÜZME		8,200
KS400.04.04	80x12	646-429	K. SÜZME		7,800
KS400.04.05	80x12	600-400	K. SÜZME		7,200
KS400.04.06	80x12	554-371	K. SÜZME		6,700
KS400.04.07	80x12	508-342	K. SÜZME		6,160
KS400.04.08	80x12	462-313	K. SÜZME		5,580
KS400.04.09	80x12	416-384	K. SÜZME		5,000
KS400.04.10	80x12	370-264	K. SÜZME		4,400
KS400.04.11	80x12	324-217	K. SÜZME		3,780
KS400.04.12	80x12	278-197	K. SÜZME		3,300
KS400.04.13	80x12	232-168	K. SÜZME		2,800
KS400.04.14	80x12	186-139	K. SÜZME		2,200
KS400.04.15	80x12	140-110	K. SÜZME		1,710
KS400.04.16	78x12	90-90	K. DÜZ		0,900
KS400.04.17	78x12	90-90	K. DÜZ	0,900	



A : Sağ Mesafe / Right Distance  
 B : Sol Mesafe / Left Distance  
 C : Kavış - Ticari Sınıf / Curve - Commercial Class  
 M : Malzeme Ebatı / Material Dimension  
 D : Burç Ölçüleri / Bush Dimension

**KS400.04.00.TK**

25-17/21 ARKA (KALIN)  
 25-17/21 REAR (THICK)



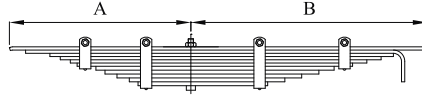
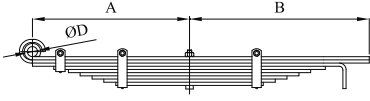
Dikmen No	M (mm)	A-B (mm)	C (mm)	Ø D (0x0xmm)	AĞIRLIK Weight(kg)
KS400.04.00.TK	Komple Makas		70	78xØ35x Ø30	103,000
KS400.04.01.K	80x16	745-560	K. BURÇLU		13,900
KS400.04.02	80x12	955-590	K. KIVRIK		10,900
KS400.04.03.T	80x12	815-535	K. SÜZME		9,750
KS400.04.03	80x12	692-458	K. SÜZME		8,200
KS400.04.04	80x12	646-429	K. SÜZME		7,800
KS400.04.05	80x12	600-400	K. SÜZME		7,200
KS400.04.06	80x12	554-371	K. SÜZME		6,700
KS400.04.07	80x12	508-342	K. SÜZME		6,160
KS400.04.08	80x12	462-313	K. SÜZME		5,580
KS400.04.09	80x12	416-384	K. SÜZME		5,000
KS400.04.10	80x12	370-264	K. SÜZME		4,400
KS400.04.11	80x12	324-217	K. SÜZME		3,780
KS400.04.12	80x12	278-197	K. SÜZME		3,300
KS400.04.13	80x12	232-168	K. SÜZME		2,800
KS400.04.14	80x12	186-139	K. SÜZME		2,200
KS400.04.15	80x12	140-110	K. SÜZME		1,710
KS400.04.16	78x12	90-90	K. DÜZ		0,900
KS400.04.17	78x12	90-90	K. DÜZ		0,900

**KS400.04.00.İ**

25-17/21 ARKA  
 25-17/21 REAR



Dikmen No	M (mm)	A-B (mm)	C (mm)	Ø D (0x0xmm)	AĞIRLIK Weight(kg)
KS400.04.00.İ	Komple Makas		70	78xØ35x Ø30	90,000
KS400.04.01.İ	80x12	745-560	K. BURÇLU		10,500
KS400.04.02	80x12	955-590	K. KIVRIK		10,900
KS400.04.03	80x12	692-458	K. SÜZME		8,200
KS400.04.04	80x12	646-429	K. SÜZME		7,800
KS400.04.05	80x12	600-400	K. SÜZME		7,200
KS400.04.06	80x12	554-371	K. SÜZME		6,700
KS400.04.07	80x12	508-342	K. SÜZME		6,160
KS400.04.08	80x12	462-313	K. SÜZME		5,580
KS400.04.09	80x12	416-384	K. SÜZME		5,000
KS400.04.10	80x12	370-264	K. SÜZME		4,400
KS400.04.11	80x12	324-217	K. SÜZME		3,780
KS400.04.12	80x12	278-197	K. SÜZME		3,300
KS400.04.13	80x12	232-168	K. SÜZME		2,800
KS400.04.14	80x12	186-139	K. SÜZME		2,200
KS400.04.15	80x12	140-110	K. SÜZME		1,710
KS400.04.16	78x12	90-90	K. DÜZ		0,900
KS400.04.17	78x12	90-90	K. DÜZ		0,900



- A : Sağ Mesafe / Right Distance  
 B : Sol Mesafe / Left Distance  
 C : Kavis -Ticari Sınıf / Curve - Commercial Class  
 M : Malzeme Ebatı / Material Dimension  
 D : Burç Ölçüleri / Bush Dimension

## KS400.04.00.Ti

25-17/21 ARKA  
 25-17/21 REAR



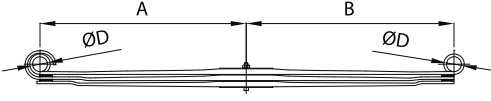
Dikmen No	M (mm)	A-B (mm)	C (mm)	Ø D (0x0xmm)	AĞIRLIK Weight(kg)
KS400.04.00.Ti	Komple Makas		70	78xØ35x Ø30	99,500
KS400.04.01.l	80x12	745-560	K. BURÇLU		10,500
KS400.04.02	80x12	955-590	K. KIVRIK		10,900
KS400.04.03.T	80x12	815-535	K. SÜZME		9,700
KS400.04.03	80x12	692-458	K. SÜZME		8,200
KS400.04.04	80x12	646-429	K. SÜZME		7,800
KS400.04.05	80x12	600-400	K. SÜZME		7,200
KS400.04.06	80x12	554-371	K. SÜZME		6,700
KS400.04.07	80x12	508-342	K. SÜZME		6,160
KS400.04.08	80x12	462-313	K. SÜZME		5,580
KS400.04.09	80x12	416-384	K. SÜZME		5,000
KS400.04.10	80x12	370-264	K. SÜZME		4,400
KS400.04.11	80x12	324-217	K. SÜZME		3,780
KS400.04.12	80x12	278-197	K. SÜZME		3,300
KS400.04.13	80x12	232-168	K. SÜZME		2,800
KS400.04.14	80x12	186-139	K. SÜZME		2,200
KS400.04.15	80x12	140-110	K. SÜZME		1,710
KS400.04.16	78x12	90-90	K. DÜZ	0,900	
KS400.04.17	78x12	90-90	K. DÜZ	0,900	

## KS400.05.00

25-17/21 İLAVE DİNGİL  
 25-17/21 ADDITIONAL AXLE



Dikmen No	M (mm)	A-B (mm)	C (mm)	Ø D (0x0xmm)	AĞIRLIK Weight(kg)
KS400.05.00	Komple Makas		70		68,000
KS400.05.01	80x12	600-790	K. DÜZ		9,880
KS400.05.02	80x12	625-825	K. KIVRIK		10,250
KS400.05.03	80x12	505-652	K. SÜZME		8,200
KS400.05.04	80x12	460-594	K. SÜZME		7,000
KS400.05.05	80x12	415-536	K. SÜZME		6,780
KS400.05.06	80x12	370-478	K. SÜZME		5,900
KS400.05.07	80x12	325-420	K. SÜZME		5,380
KS400.05.08	80x12	280-362	K. SÜZME		4,440
KS400.05.09	80x12	235-304	K. SÜZME		3,700
KS400.05.10	80x12	190-246	K. SÜZME		3,000
KS400.05.11	80x12	134-177	K. SÜZME		2,100
KS400.05.12	80x12	100-130	K. SÜZME	1,400	



A : Sağ Mesafe / Right Distance  
 B : Sol Mesafe / Left Distance  
 C : Kavis -Ticari Sınıf / Curve - Commercial Class  
 M : Malzeme Ebatı / Material Dimension  
 D : Burç Ölçüleri / Bush Dimension

**KS400.06.00**

 25-23/32-28/30-28 ÖN  
 25-23/32-28/30-28 FRONT


Dikmen No	M (mm)	A-B (mm)	C (mm)	Ø D (0x0xmm)	AĞIRLIK Weight(kg)
KS400.06.00	Komple Makas		50	96-88x Ø62xØ24	112,000
PS400.03.01	90x22	900-900	P. BURÇLU		29,000
KS400.06.02	90x14	1190-1020	K. KIVRIK		20,000
KS400.06.03	90x14	752-752	K. KIVRIK		14,560
KS400.06.04	90x14	695-695	K. SÜZME		13,000
KS400.06.05	90x14	595-595	K. SÜZME		11,000
KS400.06.06	90x14	480-490	K. KIVRIK		9,200
KS400.06.07	90x14	390-390	K. SÜZME		7,000
KS400.06.08	90x14	290-290	K. SÜZME		5,140
KS400.06.09	90x14	190-190	K. SÜZME		3,100

**KS400.06.00.T**

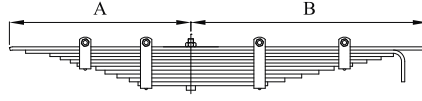
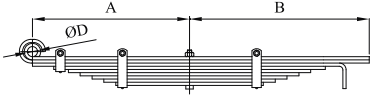
 25-23/32-28/30-28 ÖN  
 25-23/32-28/30-28 FRONT


Dikmen No	M (mm)	A-B (mm)	C (mm)	Ø D (0x0xmm)	AĞIRLIK Weight(kg)
KS400.06.00.T	Komple Makas		50	96-88x Ø62xØ24	130,000
PS400.03.01	90x22	900-900	P. BURÇLU		29,000
KS400.06.02	90x14	1190-1020	K. KIVRIK		20,000
KS400.06.03.T	90x14	920-920	K. DÜZ		17,380
KS400.06.03	90x14	752-752	K. KIVRIK		14,560
KS400.06.04	90x14	695-695	K. SÜZME		13,000
KS400.06.05	90x14	595-595	K. SÜZME		11,000
KS400.06.06	90x14	480-490	K. KIVRIK		9,200
KS400.06.07	90x14	390-390	K. SÜZME		7,000
KS400.06.08	90x14	290-290	K. SÜZME		5,140
KS400.06.09	90x14	190-190	K. SÜZME		3,100

**KS400.31.00**

 25-23/32-28/30-28 ÖN  
 25-23/32-28/30-28 FRONT


Dikmen No	M (mm)	A-B (mm)	C (mm)	Ø D (0x0xmm)	AĞIRLIK Weight(kg)
KS400.31.00	Komple Makas		50	96-88x Ø62xØ24	148,000
PS400.03.01	90x22	900-900	P. BURÇLU		29,000
KS400.06.02	90x14	1190-1020	K. KIVRIK		20,000
KS400.06.03.T	90x14	920-920	K. DÜZ		17,380
KS400.06.03.T	90x14	920-920	K. DÜZ		17,380
KS400.06.03	90x14	752-752	K. KIVRIK		14,560
KS400.06.04	90x14	695-695	K. SÜZME		13,000
KS400.06.05	90x14	595-595	K. SÜZME		11,000
KS400.06.06	90x14	480-490	K. KIVRIK		9,200
KS400.06.07	90x14	390-390	K. SÜZME		7,000
KS400.06.08	90x14	290-290	K. SÜZME		5,140
KS400.06.09	90x14	190-190	K. SÜZME		3,100



- A : Sağ Mesafe / Right Distance  
 B : Sol Mesafe / Left Distance  
 C : Kavis -Ticari Sınıf / Curve - Commercial Class  
 M : Malzeme Ebatı / Material Dimension  
 D : Burç Ölçüleri / Bush Dimension

## KS400.07.00

25-23 ARKA  
 25-23 REAR



Dikmen No	M (mm)	A-B (mm)	C (mm)	Ø D (0x0xmm)	AĞIRLIK Weight(kg)
KS400.07.00	Komple Makas		90	90xØ36 xØ30	89,000
PS400.04.01	100x17	725-570	P.BURÇLU		15,900
KS400.07.02	100x14	930-570	K. KIVRIK		15,100
KS400.07.03	100x14	750-610	K. KIVRIK		14,300
KS400.07.04	100x14	652-483	K. SÜZME		11,700
KS400.07.05	100x14	560-430	K. SÜZME		10,200
KS400.07.06	100x14	375-470	K. SÜZME		8,600
KS400.07.07	100x14	325-380	K. SÜZME		7,200
KS400.07.08	100x14	260-290	K. SÜZME		5,400

## KS400.07.00.T

25-23 ARKA  
 25-23 REAR



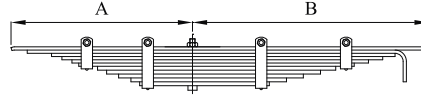
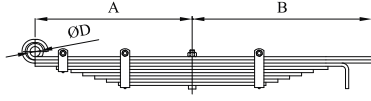
Dikmen No	M (mm)	A-B (mm)	C (mm)	Ø D (0x0xmm)	AĞIRLIK Weight(kg)
KS400.07.00.T	Komple Makas		90	90xØ36 xØ30	104,000
PS400.04.01	100x17	725-570	P.BURÇLU		15,900
KS400.07.02	100x14	930-570	K. KIVRIK		15,100
KS400.07.03.T	100x14	750-570	K. KIVRIK		14,000
KS400.07.03	100x14	750-610	K. KIVRIK		14,300
KS400.07.04	100x14	652-483	K. SÜZME		11,700
KS400.07.05	100x14	560-430	K. SÜZME		10,200
KS400.07.06	100x14	375-470	K. SÜZME		8,600
KS400.07.07	100x14	325-380	K. SÜZME		7,200
KS400.07.08	100x14	260-290	K. SÜZME	5,400	

## KS400.23.00

25-23/32-40 İLAVE DİNGİL  
 25-23/32-40 ADDITIONAL AXLE



Dikmen No	M (mm)	A-B (mm)	C (mm)	Ø D (0x0xmm)	AĞIRLIK Weight(kg)
KS400.23.00	Komple Makas		105		85,000
KS400.23.01	100x14	798-596	K. DÜZ		14,800
KS400.23.02	100x14	798-596	K. DÜZ		14,800
KS400.23.03	100x14	825-625	K. KIVRIK		15,550
KS400.23.04	100x14	470-610	K. SÜZME		11,180
KS400.23.05	100x14	400-505	K. SÜZME		9,410
KS400.23.06	100x14	335-405	K. SÜZME		7,600
KS400.23.07	100x14	305-270	K. SÜZME		5,700
KS400.23.08	100x14	200-200	K. SÜZME		3,840



- A : Sağ Mesafe / Right Distance  
 B : Sol Mesafe / Left Distance  
 C : Kavis -Ticari Sınıf / Curve - Commercial Class  
 M : Malzeme Ebatı / Material Dimension  
 D : Burç Ölçüleri / Bush Dimension

**KS400.08.00**

 32-28 ARKA  
 32-28 REAR


Dikmen No	M (mm)	A-B (mm)	C (mm)	Ø D (0x0xmm)	AĞIRLIK Weight(kg)
KS400.08.00	Komple Makas		100	90xØ36x Ø30	81,800
PS400.61.01	100x17	725-570	P. BURÇLU		15,900
KS400.08.02	100x14	930-610	K. KIVRIK		15,600
KS400.08.03	100x14	535-635	K. SÜZME		12,100
KS400.08.04	100x14	465-550	K. SÜZME		10,400
KS400.08.05	100x14	400-460	K. SÜZME		8,780
KS400.08.06	100x14	330-380	K. SÜZME		7,200
KS400.08.07	100x14	260-290	K. SÜZME		5,410
KS400.08.08	100x14	200-200	K. SÜZME		3,880

**KS400.08.00.T**

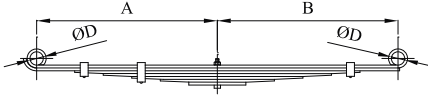
 32-28 ARKA  
 32-28 REAR


Dikmen No	M (mm)	A-B (mm)	C (mm)	Ø D (0x0xmm)	AĞIRLIK Weight(kg)
KS400.08.00.T	Komple Makas		100	90xØ36x Ø30	96,800
PS400.61.01	100x17	725-570	P. BURÇLU		15,900
KS400.08.02	100x14	930-610	K. KIVRIK		15,600
KS400.08.03.T	100x14	760-570	K. SÜZME		13,800
KS400.08.03	100x14	535-635	K. SÜZME		12,100
KS400.08.04	100x14	465-550	K. SÜZME		10,400
KS400.08.05	100x14	400-460	K. SÜZME		8,780
KS400.08.06	100x14	330-380	K. SÜZME		7,200
KS400.08.07	100x14	260-290	K. SÜZME		5,410
KS400.08.08	100x14	200-200	K. SÜZME	3,880	

**KS400.09.00**

 32-28 İLAVE DİNGİL  
 32-28 ADDITIONAL AXLE


Dikmen No	M (mm)	A-B (mm)	C (mm)	Ø D (0x0xmm)	AĞIRLIK Weight(kg)
KS400.09.00	Komple Makas		115		67,570
KS400.09.01	100x14	798-596	K. DÜZ		14,800
KS400.09.02	100x14	825-625	K. KIVRIK		15,550
KS400.09.03	100x14	470-610	K. SÜZME		11,100
KS400.09.04	100x14	400-505	K. SÜZME		9,200
KS400.09.05	100x14	335-405	K. SÜZME		7,300
KS400.09.06	100x14	305-270	K. SÜZME		5,800
KS400.09.07	100x14	200-200	K. SÜZME		3,820



- A : Sağ Mesafe / Right Distance  
 B : Sol Mesafe / Left Distance  
 C : Kavis -Ticari Sınıf / Curve - Commercial Class  
 M : Malzeme Ebati / Material Dimension  
 D : Burç Ölçüleri / Bush Dimension

## KS400.12.00

MB 800 ÖN  
 MB 800 FRONT



Dikmen No	M (mm)	A-B (mm)	C (mm)	Ø D (0x0xmm)	AĞIRLIK Weight(kg)
KS400.12.00	Komple Makas		120	70xØ30x Ø25	34,000
KS400.12.01	70x9	580-580	K. BURÇLU		6,500
KS400.12.02	70x8	705-590	K. KIVRIK		7,400
KS400.12.03	70x8	562-562	K. DÜZ		4,650
KS400.12.04	70x8	498-498	K. DÜZ		4,100
KS400.12.05	70x8	393-393	K. DÜZ		3,280
KS400.12.06	70x8	308-308	K. DÜZ		2,400
KS400.12.07	70x8	223-223	K. DÜZ		1,770
KS400.12.08	70x8	138-138	K. DÜZ		1,000
KS400.12.09	70x8	95-95	K. DÜZ		0,500

## KS400.13.00

MB 800 ARKA  
 MB 800 REAR



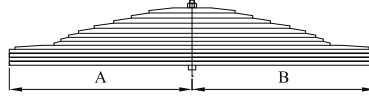
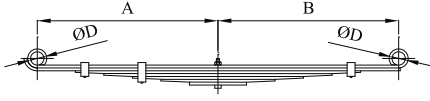
Dikmen No	M (mm)	A-B (mm)	C (mm)	Ø D (0x0xmm)	AĞIRLIK Weight(kg)
KS400.13.00	Komple Makas		80	70xØ30x Ø25	40,000
KS400.13.01	70x11	630-630	K. BURÇLU		8,900
KS400.13.02	70x10	760-640	K. DÜZ		7,380
KS400.13.03	70x10	573-573	K. DÜZ		6,000
KS400.13.04	70x10	488-488	K. DÜZ		5,250
KS400.13.05	70x10	403-403	K. DÜZ		4,100
KS400.13.06	70x10	318-318	K. DÜZ		3,300
KS400.13.07	70x10	233-233	K. DÜZ		2,280
KS400.13.08	70x10	148-148	K. DÜZ		1,400

## KS400.32.00

19-21 ÖN  
 19-21 FRONT



Dikmen No	M (mm)	A-B (mm)	C (mm)	Ø D (0x0xmm)	AĞIRLIK Weight(kg)
KS400.32.00	Komple Makas		130	82xØ30x Ø25	123,000
KS400.32.01	90x14	900-900	K. BURÇLU		20,200
KS400.32.02	90x14	982-982	K. KIVRIK		19,000
KS400.32.03	90x14	845-845	K. SÜZME		16,300
KS400.32.04	90x14	755-755	K. KIVRIK		15,500
KS400.32.05	90x14	670-670	K. SÜZME		12,900
KS400.32.06	90x14	600-600	K. SÜZME		11,500
KS400.32.07	90x14	500-500	K. SÜZME		9,500
KS400.32.08	90x14	400-400	K. SÜZME		7,600
KS400.32.09	90x14	290-290	K. SÜZME		5,400
KS400.32.10	90x14	195-275	K. KIVRIK		5,000



- A : Sağ Mesafe / Right Distance  
 B : Sol Mesafe / Left Distance  
 C : Kavış - Ticari Sınıf / Curve - Commercial Class  
 M : Malzeme Ebatı / Material Dimension  
 D : Burç Ölçüleri / Bush Dimension

**KS400.15.00**
**26-28 ARKA KANALLI**  
 26-28 REAR GROOVED


Dikmen No	M (mm)	A-B (mm)	C (mm)	Ø D (0x0xmm)	AĞIRLIK Weight(kg)
KS400.15.00	Komple Makas		95		178,500
KS400.15.01	100x18	770-770	K. DÜZ		20,400
KS400.15.02	100x18	770-770	K. SÜZME		20,200
KS400.15.03	100x18	770-770	K. SÜZME		20,200
KS400.15.04	100x18	770-770	K. SÜZME		20,200
KS400.15.05	100x18	545-545	K. SÜZME		14,600
KS400.15.06	100x18	505-505	K. SÜZME		13,600
KS400.15.07	100x18	460-460	K. SÜZME		12,180
KS400.15.08	100x18	415-415	K. SÜZME		11,000
KS400.15.09	100x18	375-375	K. SÜZME		10,000
KS400.15.10	100x18	335-335	K. SÜZME		8,800
KS400.15.11	100x18	290-290	K. SÜZME		7,500
KS400.15.12	100x18	245-245	K. SÜZME		6,340
KS400.15.13	100x18	205-205	K. SÜZME		5,300
KS400.15.14	100x18	165-165	K. SÜZME		4,100
KS400.15.15	100x18	120-120	K. SÜZME		2,900

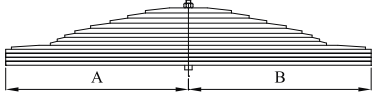
**KS400.16.00**
**30-31 ÖN**  
 30-31 FRONT


Dikmen No	M (mm)	A-B (mm)	C (mm)	Ø D (0x0xmm)	AĞIRLIK Weight(kg)
KS400.16.00	Komple Makas		95	90xØ30x Ø25,30	122,000
KS400.16.01	90x15	900-900	K. BURÇLU		20,900
KS400.16.02	90x15	980-1055	K. KIVRIK		20,800
KS400.16.03	90x15	755-755	K. SÜZME		15,780
KS400.16.04	90x15	660-660	K. KIVRIK		13,400
KS400.16.05	90x15	555-555	K. SÜZME		11,120
KS400.16.06	90x15	468-468	K. SÜZME		8,650
KS400.16.07	90x15	390-390	K. SÜZME		7,200
KS400.16.08	90x14	315-315	K. SÜZME		5,750
KS400.16.09	90x14	245-270	K. SÜZME		4,400
KS400.16.10	90x14	245-275	K. SÜZME		3,500
KS400.16.11	90x14	245-245	K. SÜZME		4,800
KS400.16.12	90x14	150-190	K. KIVRIK		4,000

**KS400.53.00**
**ARKA**  
 REAR


Dikmen No	M (mm)	A-B (mm)	C (mm)	Ø D (0x0xmm)	AĞIRLIK Weight(kg)
KS400.53.00	Komple Makas		178	"Ø12xØ50 x70x46"	31,000
KS400.53.01	60x11	740-803	K. BURÇLU		10,000
KS400.53.02	60x11	750-750	K. DÜZ		7,700
KS400.53.03	60x11	610-645	K. DÜZ		6,400
KS400.53.04	60x23	450-495	P. DÜZ		6,800





- A : Sağ Mesafe / Right Distance
- B : Sol Mesafe / Left Distance
- C : Kavis -Ticari Sınıf / Curve - Commercial Class
- M : Malzeme Ebatı / Material Dimension
- D : Burç Ölçüleri / Bush Dimension

## KS400.17.00

30-31 ARKA KANALLI  
30-31 REAR GROOVED




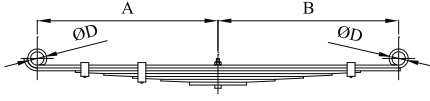
Dikmen No	M (mm)	A-B (mm)	C (mm)	Ø D (0x0xmm)	AĞIRLIK Weight(kg)
KS400.17.00	Komple Makas		75		178,500
KS400.17.01	100x18	770-770	K. DÜZ		20,200
KS400.17.02	100x18	770-770	K. SÜZME		20,200
KS400.17.03	100x18	770-770	K. SÜZME		20,200
KS400.17.04	100x18	770-770	K. SÜZME		20,200
KS400.17.05	100x18	545-545	K. SÜZME		14,600
KS400.17.06	100x18	505-505	K. SÜZME		13,600
KS400.17.07	100x18	460-460	K. SÜZME		12,180
KS400.17.08	100x18	415-415	K. SÜZME		11,000
KS400.17.09	100x18	375-375	K. SÜZME		10,000
KS400.17.10	100x18	335-335	K. SÜZME		8,800
KS400.17.11	100x18	290-290	K. SÜZME		7,500
KS400.17.12	100x18	245-245	K. SÜZME		6,340
KS400.17.13	100x18	205-205	K. SÜZME		5,300
KS400.17.14	100x18	165-165	K. SÜZME		4,100
KS400.17.15	100x18	120-120	K. SÜZME		2,900

## KS400.18.00

30-28 ARKA  
30-28 REAR



Dikmen No	M (mm)	A-B (mm)	C (mm)	Ø D (0x0xmm)	AĞIRLIK Weight(kg)
KS400.18.00	Komple Makas		35		199,500
KS400.18.01	100x21	780-780	K. KIVRIK		24,500
KS400.18.02	100x21	735-735	K. KIVRIK		21,920
KS400.18.03	100x21	735-735	K. KIVRIK		21,920
KS400.18.04	100x21	735-735	K. KIVRIK		21,920
KS400.18.05	100x21	550-550	K. SÜZME		17,500
KS400.18.06	100x21	505-505	K. SÜZME		15,750
KS400.18.07	100x21	460-460	K. SÜZME		14,200
KS400.18.08	100x21	415-415	K. SÜZME		12,940
KS400.18.09	100x21	370-370	K. SÜZME		11,400
KS400.18.10	100x21	325-325	K. SÜZME		10,000
KS400.18.11	100x21	285-285	K. SÜZME		8,740
KS400.18.12	100x21	240-240	K. SÜZME		7,300
KS400.18.13	100x21	195-195	K. SÜZME		5,840
KS400.18.14	100x21	150-150	K. SÜZME		5,320



- A : Sağ Mesafe / Right Distance  
 B : Sol Mesafe / Left Distance  
 C : Kavış - Ticari Sınıf / Curve - Commercial Class  
 M : Malzeme Ebatı / Material Dimension  
 D : Burç Ölçüleri / Bush Dimension

**KS400.22.00**

O 302 ARKA (OTOBÜS)  
 O 302 REAR (BUS)



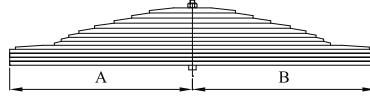
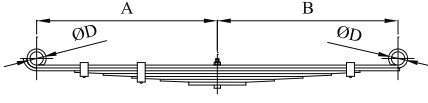
Dikmen No	M (mm)	A-B (mm)	C (mm)	Ø D (0x0xmm)	AĞIRLIK Weight(kg)
KS400.22.00	Komple Makas		280	95xØ37x Ø31,80	119,000
KS400.22.01	100x12	865-972	K. BURÇLU		19,740
KS400.22.02	100x12	1055-1165	K. KIVRIK		19,300
KS400.22.03	100x12	815-920	K. SÜZME		15,250
KS400.22.04	100x12	725-818	K. SÜZME		13,700
KS400.22.05	100x12	636-716	K. SÜZME		12,000
KS400.22.06	100x12	546-615	K. SÜZME		10,200
KS400.22.07	100x12	457-513	K. SÜZME		8,200
KS400.22.08	100x12	357-411	K. SÜZME		6,600
KS400.22.09	100x12	310-278	K. SÜZME		4,900
KS400.22.10	100x12	188-208	K. SÜZME		3,000
KS400.22.11	100x12	118-125	K. SÜZME		2,200

**KS400.33.00**

19-21 ARKA  
 19-21 REAR



Dikmen No	M (mm)	A-B (mm)	C (mm)	Ø D (0x0xmm)	AĞIRLIK Weight(kg)
KS400.33.00	Komple Makas		170/80	"90xØ36 xØ30"	197,000
KS400.34.01	100x14	770-770	K. DÜZ		16,200
KS400.34.02	100x14	750-750	K. DÜZ		15,800
KS400.34.03	100x14	600-600	K. SÜZME		12,200
KS400.34.04	100x14	500-500	K. SÜZME		10,100
KS400.34.05	100x14	400-400	K. SÜZME		7,900
KS400.34.06	100x14	300-300	K. SÜZME		5,800
KS400.34.07	100x14	200-200	K. SÜZME		3,600
KS400.33.01	100x14	900-900	K. BURÇLU		22,800
KS400.33.02	100x14	1070-1070	K. KIVRIK		21,600
KS400.33.03	100x14	870-870	K. SÜZME		18,400
KS400.33.04	100x14	800-800	K. KIVRIK		16,700
KS400.33.05	100x14	670-670	K. SÜZME		14,800
KS400.33.06	100x14	560-560	K. SÜZME		11,300
KS400.33.07	100x14	440-440	K. SÜZME		8,800
KS400.33.08	100x14	330-330	K. SÜZME		6,400
KS400.33.09	100x14	215-215	K. SÜZME		3,900



- A : Sağ Mesafe / Right Distance  
 B : Sol Mesafe / Left Distance  
 C : Kavis -Ticari Sınıf / Curve - Commercial Class  
 M : Malzeme Ebati / Material Dimension  
 D : Burç Ölçüleri / Bush Dimension

## KS400.78.00

ÖN  
FRONT



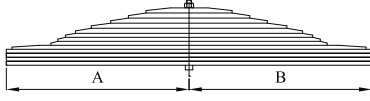
Dikmen No	M (mm)	A-B (mm)	C (mm)	Ø D (0x0xmm)	AĞIRLIK Weight(kg)
KS400.78.00	Komple Makas		85	81xØ30x Ø25,20 x2	146,000
KS400.78.01	90x15	900-900	K. BURÇLU		22,000
KS400.78.02	90x15	995-995	K. KIVRIK		19,600
KS400.78.03	90x15	845-845	K.SÜZME		17,200
KS400.78.04	90x15	780-780	K. KIVRIK		16,300
KS400.78.05	90x15	710-710	K. SÜZME		14,400
KS400.78.06	90x15	640-640	K. SÜZME		12,900
KS400.78.07	90x15	555-555	K. SÜZME		11,200
KS400.78.08	90x14	465-465	K. SÜZME		8,700
KS400.78.09	90x14	390-390	K. SÜZME		7,200
KS400.78.10	90x14	315-135	K. SÜZME		5,800
KS400.78.11	90x14	245-265	K. SÜZME		4,700
KS400.78.12	90x14	290-150	K. KIVRIK		3,900

## KS400.35.00

26-24 ARKA  
26-24 REAR



Dikmen No	M (mm)	A-B (mm)	C (mm)	Ø D (0x0xmm)	AĞIRLIK Weight(kg)
KS400.35.00	Komple Makas		100		182,000
KS400.35.01	100x20	770-770	K. DÜZ		24,000
KS400.35.02	100x20	770-770	K. DÜZ		24,000
KS400.35.03	100x20	770-770	K. DÜZ		24,000
KS400.35.04	100x20	770-770	K. SÜZME		23,400
KS400.35.05	100x20	700-700	K. SÜZME		21,300
KS400.35.06	100x20	565-565	K. SÜZME		17,300
KS400.35.07	100x20	470-470	K. SÜZME		14,400
KS400.35.08	100x20	385-385	K. SÜZME		11,700
KS400.35.09	100x20	310-310	K. SÜZME		9,400
KS400.35.10	100x20	235-235	K. SÜZME		7,000
KS400.35.11	100x20	170-170	K. SÜZME		5,000



A : Sağ Mesafe / Right Distance  
 B : Sol Mesafe / Left Distance  
 C : Kavis -Ticari Sınıf / Curve - Commercial Class  
 M : Malzeme Ebatı / Material Dimension  
 D : Burç Ölçüleri / Bush Dimension

**KS400.51.00**

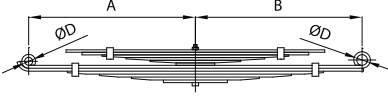
 ARKA  
 REAR


Dikmen No	M (mm)	A-B (mm)	C (mm)	Ø D (0x0xmm)	AĞIRLIK Weight(kg)
KS400.51.00	Komple Makas		90		214,000
KS400.51.01	100x22	820-820	K. DÜZ		27,000
KS400.51.02	100x22	820-820	K. DÜZ		27,000
KS400.51.03	100x22	820-820	K. DÜZ		27,000
KS400.51.04	100x22	820-820	K. SÜZME		26,800
KS400.51.05	100x22	545-545	K. SÜZME		18,500
KS400.51.06	100x22	505-505	K. SÜZME		17,100
KS400.51.07	100x22	460-460	K. SÜZME		15,600
KS400.51.08	100x22	415-415	K. SÜZME		14,000
KS400.51.09	100x22	375-375	K. SÜZME		12,300
KS400.51.10	100x22	335-335	K. SÜZME		11,200
KS400.51.11	100x22	290-290	K. SÜZME		9,700
KS400.51.12	100x22	245-245	K. SÜZME		8,200

**KS400.59.00**

 ARKA  
 REAR


Dikmen No	M (mm)	A-B (mm)	C (mm)	Ø D (0x0xmm)	AĞIRLIK Weight(kg)
KS400.59.00	Komple Makas		90		250,000
KS400.59.01	100x22	820-820	K. DÜZ		27,000
KS400.59.02	100x22	820-820	K. DÜZ		27,000
KS400.59.03	100x22	820-820	K. DÜZ		27,000
KS400.59.04	100x22	820-820	K. SÜZME		26,800
KS400.59.05	100x22	590-590	K. SÜZME		20,000
KS400.59.06	100x22	545-545	K. SÜZME		18,500
KS400.59.07	100x22	505-505	K. SÜZME		17,100
KS400.59.08	100x22	460-460	K. SÜZME		15,600
KS400.59.09	100x22	415-415	K. SÜZME		14,000
KS400.59.10	100x22	375-375	K. SÜZME		12,300
KS400.59.11	100x22	335-335	K. SÜZME		11,200
KS400.59.12	100x22	290-290	K. SÜZME		9,700
KS400.59.13	100x22	245-245	K. SÜZME		8,200
KS400.59.14	100x22	200-200	K. SÜZME		6,900
KS400.59.15	100x22	150-150	K. SÜZME		4,900
KS400.59.16	100x22	120-120	K. SÜZME		3,900



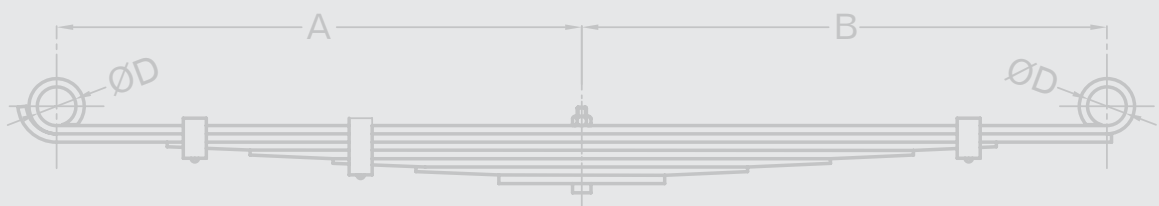
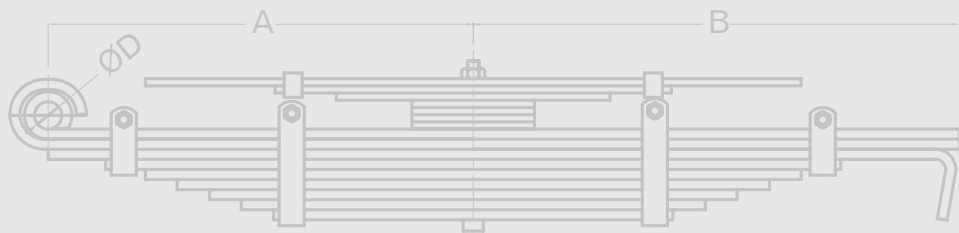
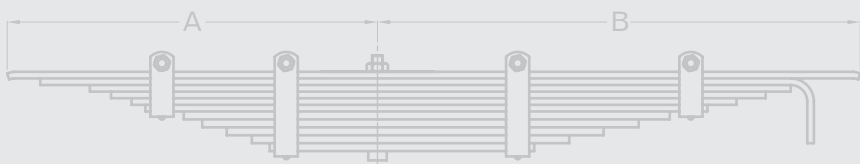
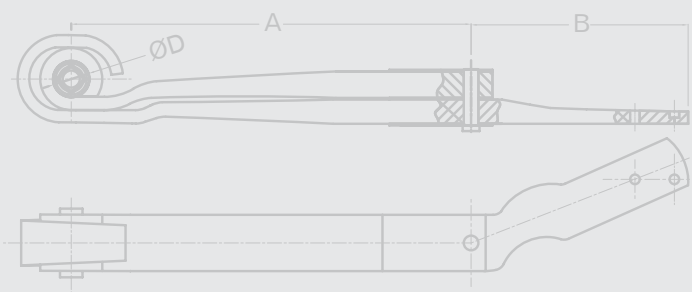

- A : Sağ Mesafe / Right Distance  
 B : Sol Mesafe / Left Distance  
 C : Kavis -Ticari Sınıf / Curve - Commercial Class  
 M : Malzeme Ebatı / Material Dimension  
 D : Burç Ölçüleri / Bush Dimension

**KS400.79.00**

ARKA  
 REAR

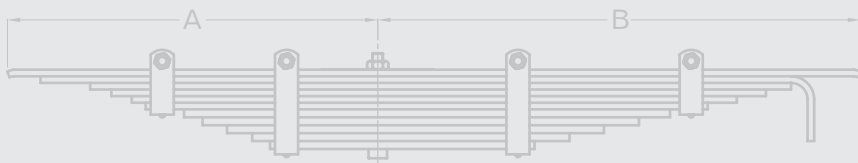
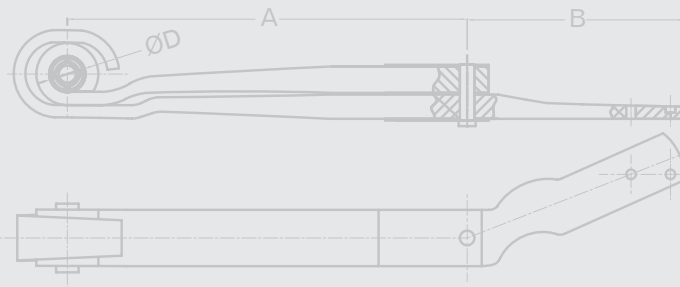
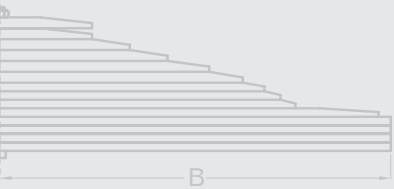
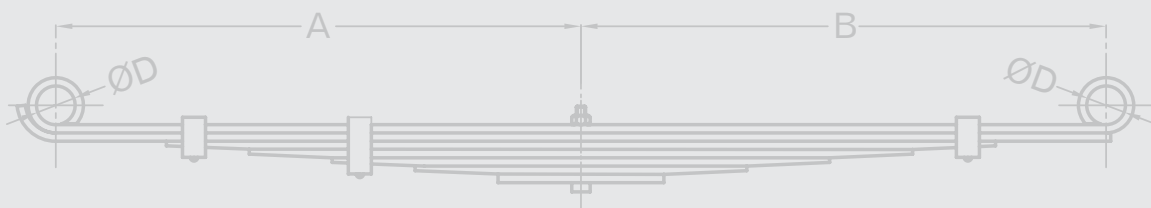


Dikmen No	M (mm)	A-B (mm)	C (mm)	Ø D (0x0xmm)	AĞIRLIK Weight(kg)
KS400.79.00	Komple Makas		148-100		260,000
KS400.79.M01	100x13	750-750	K. DÜZ		15,300
KS400.79.M02	100x13	705-705	K. SÜZME		14,300
KS400.79.M03	100x13	638-638	K. SÜZME		12,900
KS400.79.M04	100x13	570-570	K. SÜZME		11,500
KS400.79.M05	100x13	502-502	K. SÜZME		10,100
KS400.79.M06	100x13	435-435	K. SÜZME		8,800
KS400.79.M07	100x13	368-368	K. SÜZME		7,400
KS400.79.M08	100x13	300-300	K. SÜZME		6,000
KS400.79.M09	100x13	232-232	K. SÜZME		4,600
KS400.79.M10	100x13	165-165	DÖKÜM		3,200
KS400.79.01	100x15	900-900	K. BURÇLU	90xØ36x Ø30,2	24,000
KS400.79.02	100x15	1050-1050	K. KIVRIK		22,700
KS400.79.03	100x15	870-870	K. SÜZME		19,500
KS400.79.04	100x15	800-800	K. SÜZME		17,900
KS400.79.05	100x15	735-735	K. SÜZME		16,400
KS400.79.06	100x15	685-685	K. KIVRIK		16,400
KS400.79.07	100x15	615-615	K. SÜZME		13,600
KS400.79.08	100x14	560-560	K. SÜZME		11,600
KS400.79.09	100x14	445-445	K. SÜZME		9,100
KS400.79.10	100x14	355-355	K. SÜZME		7,000
KS400.79.11	100x14	215-215	K. SÜZME		4,500



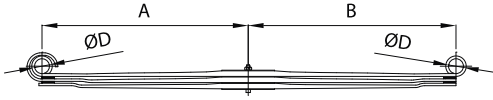


**DiKMEN**  
LEAF SPRINGS CO. LTD.



MAKASLAR / LEAF-SPRING

FIAT



A : Sağ Mesafe / Right Distance  
 B : Sol Mesafe / Left Distance  
 C : Kavis -Ticari Sınıf / Curve - Commercial Class  
 M : Malzeme Ebatı / Material Dimension  
 D : Burç Ölçüleri / Bush Dimension

**PS1600.01.00**
**DUCATO ARKA**  
 DUCATO REAR


Dikmen No	M (mm)	A-B (mm)	C (mm)	Ø D (0x0xmm)	AĞIRLIK Weight(kg)
PS1600.01.00	Komple Makas		130	87-69x Ø50xØ16	12,800
PS1600.01.01	80x17	715-715	P. BURÇLU	46,5-39x Ø40xØ16	12,800

**PS1700.02.00**
**DUCATO ARKA Y.M. 80 LİK**  
 DUCATO REAR N.M.


Dikmen No	M (mm)	A-B (mm)	C (mm)	Ø D (0x0xmm)	AĞIRLIK Weight(kg)
PS1700.02.00	Komple Makas		130	87-70x Ø50xØ16,20	15,500
PS1700.02.01	80x21	715-715	P. BURÇLU	46,5-39x Ø40xØ16	15,500

**PS1700.03.00**
**DUCATO ARKA Y.M. 70 LİK**  
 DUCATO REAR N.M.


Dikmen No	M (mm)	A-B (mm)	C (mm)	Ø D (0x0xmm)	AĞIRLIK Weight(kg)
PS1700.03.00	Komple Makas		105	90x70x Ø65xØ16	15,000
PS1700.03.01	70x22	715-715	P. BURÇLU	40x33x Ø40xØ16	14,920

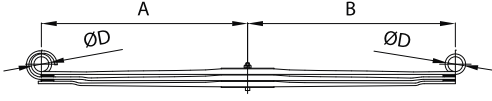
**PS1700.04.00**
**DUCATO ARKA Y.M.**  
 DUCATO REAR N.M.


Dikmen No	M (mm)	A-B (mm)	C (mm)	Ø D (0x0xmm)	AĞIRLIK Weight(kg)
PS1700.04.00	Komple Makas		100	90x70x Ø65xØ16	12,300
PS1700.04.01	70x18	715-715	P. BURÇLU	40x33x Ø40xØ16	12,150

**PS1700.01.00**
**DOBLO ARKA**  
 DOBLO REAR


Dikmen No	M (mm)	A-B (mm)	C (mm)	Ø D (0x0xmm)	AĞIRLIK Weight(kg)
PS1700.01.00	Komple Makas		195	77xØ56x Ø16,30	7,440
PS1700.01.01	70x13	665-595	P. BURÇLU	77-61x Ø34xØ14,10	7,440





- A : Sağ Mesafe / Right Distance  
B : Sol Mesafe / Left Distance  
C : Kavis -Ticari Sınıf / Curve - Commercial Class  
M : Malzeme Ebati / Material Dimension  
D : Burç Ölçüleri / Bush Dimension

**PS1700.06.00**

**DUCATO ARKA**  
DUCATO REAR



Dikmen No	M (mm)	A-B (mm)	C (mm)	Ø D (0x0xmm)	AĞIRLIK Weight(kg)
PS1700.06.00	Komple Makas		110	90x70x Ø65xØ16	12,500
PS1700.06.01	70x18	715-715	P. BURÇLU		12,500
				40x33x Ø40xØ16	

**PS1700.07.00**

**DUCATO ARKA**  
DUCATO REAR



Dikmen No	M (mm)	A-B (mm)	C (mm)	Ø D (0x0xmm)	AĞIRLIK Weight(kg)
PS1700.07.00	Komple Makas		100	90x70x Ø65xØ16	20,400
PS1700.07.01	70x16	715-715	P. BURÇLU		11,600
PS1700.07.02	70x16	635-635	P. DÜZ	40x33x Ø40xØ16	8,500

**PS1700.08.00**

**DUCATO ARKA**  
DUCATO REAR



Dikmen No	M (mm)	A-B (mm)	C (mm)	Ø D (0x0xmm)	AĞIRLIK Weight(kg)
PS1700.08.00	Komple Makas		97-84	90x70x Ø65xØ16	23,200
PS1700.08.01	70x18	715-715	P. BURÇLU		12,500
PS1700.08.02	70x15	650-650	K. DÜZ	40x33x Ø40xØ16	10,700

**PS1700.09.00**

**DUCATO ARKA**  
DUCATO REAR



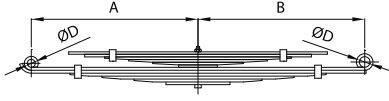
Dikmen No	M (mm)	A-B (mm)	C (mm)	Ø D (0x0xmm)	AĞIRLIK Weight(kg)
PS1700.09.00	Komple Makas		100	Ø16x41x 77x67	24,800
PS1700.09.01	70x22	715-715	P. BURÇLU		13,900
PS1700.09.02	70x19	740-740	K. DÜZ	Ø14x41x 77x67	10,300

**KS500.01.00**

**50 NC ÖN**  
50 NC FRONT



Dikmen No	M (mm)	A-B (mm)	C (mm)	Ø D (0x0xmm)	AĞIRLIK Weight(kg)
KS500.01.00	Komple Makas		130	70xØ30x Ø24	30,500
KS500.01.01	70x10	705-705	K. BURÇLU		9,000
KS500.01.02	70x11	830-750	K. KIVRIK		8,800
KS500.01.03	70x11	515-515	K. SÜZME		5,580
KS500.01.04	70x11	316-316	K. SÜZME		3,400
KS500.01.05	70x14	228-228	K. SÜZME		2,950



A : Sağ Mesafe / Right Distance  
 B : Sol Mesafe / Left Distance  
 C : Kavis -Ticari Sınıf / Curve - Commercial Class  
 M : Malzeme Ebatı / Material Dimension  
 D : Burç Ölçüleri / Bush Dimension

**KS500.02.00**


 50 NC ARKA  
 50 NC REAR


Dikmen No	M (mm)	A-B (mm)	C (mm)	Ø D (0x0xmm)	AĞIRLIK Weight(kg)
KS500.02.00	Komple Makas		105		63,000
KS500.03.01	70x9	500-500	K. DÜZ		4,810
KS500.03.02	70x9	420-420	K. DÜZ		4,000
KS500.03.03	70x9	320-320	K. DÜZ		3,000
KS500.03.04	70x9	200-200	K. DÜZ		1,900
KS500.03.05	70x9	75-75	K. DÜZ		0,700
KS500.02.01	70x10	675-675	K. BURÇLU	70xØ30x Ø24	8,800
KS500.02.02	70x10	805-800	K. KIVRIK		8,000
KS500.02.03	70x10	590-590	K. DÜZ		6,440
KS500.02.04	70x10	495-495	K. DÜZ		5,200
KS500.02.05	70x10	400-400	K. DÜZ		4,200
KS500.02.06	70x14	305-305	K. DÜZ		4,550
KS500.02.07	70x14	220-220	K. DÜZ		3,200
KS500.02.08	70x14	130-130	K. DÜZ		2,400
KS500.02.09	70x14	70-70	K. DÜZ		1,300
KS500.02.10	70x11	70-70	K. DÜZ		0,850

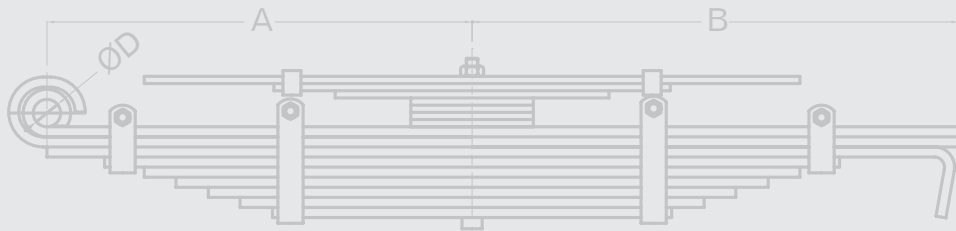
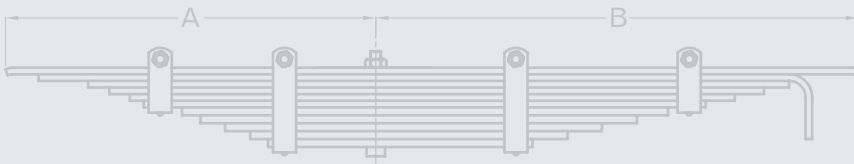
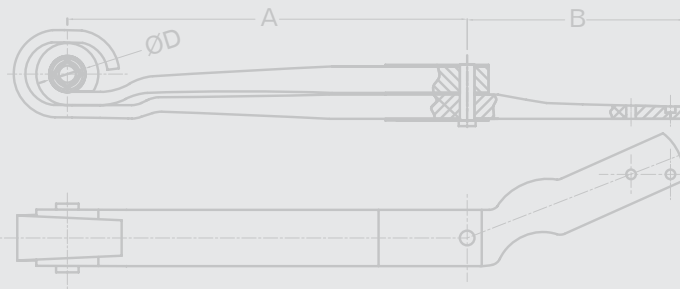
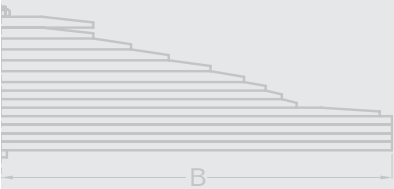
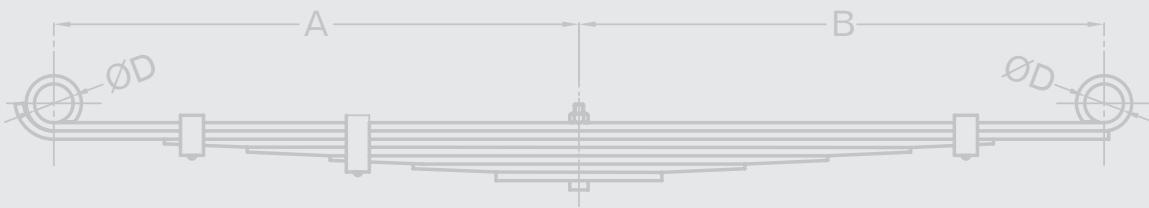
**KS500.02.00.T**

 50 NC ARKA  
 50 NC REAR


Dikmen No	M (mm)	A-B (mm)	C (mm)	Ø D (0x0xmm)	AĞIRLIK Weight(kg)
KS500.02.00.T	Komple Makas		105		70,000
KS500.03.01	70x9	500-500	K. DÜZ		4,810
KS500.03.02	70x9	420-420	K. DÜZ		4,000
KS500.03.03	70x9	320-320	K. DÜZ		3,000
KS500.03.04	70x9	200-200	K. DÜZ		1,900
KS500.03.05	70x9	75-75	K. DÜZ		0,700
KS500.02.01	70x10	675-675	K. BURÇLU	70xØ30x Ø24	8,800
KS500.02.02	70x10	805-800	K. KIVRIK		8,000
KS500.02.03.T	70x10	685-600	K. DÜZ		6,740
KS500.02.03	70x10	590-590	K. DÜZ		6,440
KS500.02.04	70x10	495-495	K. DÜZ		5,200
KS500.02.05	70x10	400-400	K. DÜZ		4,200
KS500.02.06	70x14	305-305	K. DÜZ		4,550
KS500.02.07	70x14	220-220	K. DÜZ		3,200
KS500.02.08	70x14	130-130	K. DÜZ		2,400
KS500.02.09	70x14	70-70	K. DÜZ		1,300
KS500.02.10	70x11	70-70	K. DÜZ		0,850

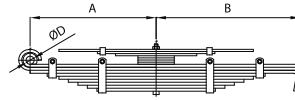
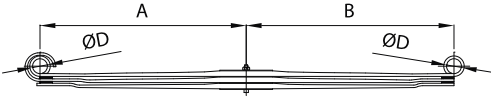


**DiKMEN**  
LEAF SPRINGS CO. LTD.



MAKASLAR / LEAF-SPRING

**OTOYOL / IVECO**



A : Sağ Mesafe / Right Distance  
 B : Sol Mesafe / Left Distance  
 C : Kavis -Ticari Sınıf / Curve - Commercial Class  
 M : Malzeme Ebatı / Material Dimension  
 D : Burç Ölçüleri / Bush Dimension

**PS600.01.00**
**190-330 ÖN**  
 190-330 FRONT


Dikmen No	M (mm)	A-B (mm)	C (mm)	Ø D (0x0xmm)	AĞIRLIK Weight(kg)
PS600.01.00	Komple Makas		175	88xØ45xØ35	20,000
PS600.01.01	90x20	895-895	P. BURÇLU		

**PS600.02.00**
**35.9 ÖN**  
 35.9 FRONT


Dikmen No	M (mm)	A-B (mm)	C (mm)	Ø D (0x0xmm)	AĞIRLIK Weight(kg)
PS600.02.00	Komple Makas		145	40-33-Ø40xØ16	22,000
PS600.02.01	70x18	705-705	P. BURÇLU		11,000
PS600.02.02	70x18	870-750	P. KIVRIK		10,100

**PS600.02.00.T**
**35.9 ÖN**  
 35.9 FRONT

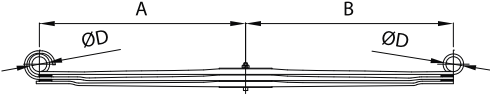

Dikmen No	M (mm)	A-B (mm)	C (mm)	Ø D (0x0xmm)	AĞIRLIK Weight(kg)
PS600.02.00.T	Komple Makas		145	40-33-Ø40xØ16	31,000
PS600.02.01	70x18	705-705	P. BURÇLU		11,000
PS600.02.02	70x18	870-750	P. KIVRIK		10,100
PS600.02.03.T	70x18	705-705	P. DÜZ		9,000

**PS600.03.00**
**35.9 ARKA**  
 35.9 REAR


Dikmen No	M (mm)	A-B (mm)	C (mm)	Ø D (0x0xmm)	AĞIRLIK Weight(kg)
PS600.03.00	Komple Makas		140	40-33-Ø40xØ16	32,500
PS600.10.01	70x18	570-570	P. DÜZ		7,300
PS600.03.01	70x19	706-830	P. BURÇLU		12,000
PS600.03.02	70x19	885-785	P. KIVRIK		10,610

**PS600.03.00.T**
**35.9 ARKA**  
 35.9 REAR


Dikmen No	M (mm)	A-B (mm)	C (mm)	Ø D (0x0xmm)	AĞIRLIK Weight(kg)
PS600.03.00.T	Komple Makas		140	40-33-Ø40xØ16	42,000
PS600.10.01	70x18	570-570	P. DÜZ		7,300
PS600.03.01	70x19	706-830	P. BURÇLU		12,000
PS600.03.02	70x19	885-785	P. KIVRIK		10,610
PS600.03.03.T	70x19	710-710	P. DÜZ		9,500



- A : Sağ Mesafe / Right Distance  
B : Sol Mesafe / Left Distance  
C : Kavis -Ticari Sınıf / Curve - Commercial Class  
M : Malzeme Ebati / Material Dimension  
D : Burç Ölçüleri / Bush Dimension

**PS600.04.00**

**DAILY ARKA**  
DAILY REAR



Dikmen No	M (mm)	A-B (mm)	C (mm)	Ø D (0x0xmm)	AĞIRLIK Weight(kg)
PS600.04.00	Komple Makas		130	69xØ40 xØ16	22,000
PS600.04.01	60x20	697-715	P. BURÇLU		11,500
PS600.04.02	60x22	855-665	P. KIVRIK		9,420

**PS600.04.00.T**

**DAILY ARKA**  
DAILY REAR



Dikmen No	M (mm)	A-B (mm)	C (mm)	Ø D (0x0xmm)	AĞIRLIK Weight(kg)
PS600.04.00.T	Komple Makas		130	69xØ40 xØ16	28,000
PS600.04.01	60x20	700-715	P. BURÇLU		11,500
PS600.04.02	60x22	855-665	P. KIVRIK		9,420
PS600.04.03.T	60x18	640-575	P. DÜZ	6,500	

**PS600.05.00**

**380-37 ÖN**  
380-37 FRONT



Dikmen No	M (mm)	A-B (mm)	C (mm)	Ø D (0x0xmm)	AĞIRLIK Weight(kg)
PS600.05.00	Komple Makas		170	96xØ62x Ø20	78,400
PS600.05.01	90x25	950-950	P. BURÇLU		30,400
PS600.05.02	90x25	1160-985	P. KIVRIK		22,860
PS600.05.03	90x25	985-985	P. DÜZ	22,100	

**PS600.06.00**

**EUROBUS ÖN**  
EUROBUS FRONT



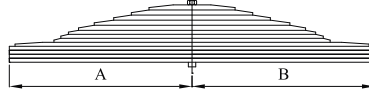
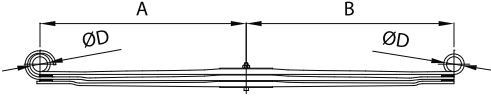
Dikmen No	M (mm)	A-B (mm)	C (mm)	Ø D (0x0xmm)	AĞIRLIK Weight(kg)
PS600.06.00	Komple Makas		150	Ø16xØ45x 40-32	31,500
PS600.06.01	70x22	855-855	P. BURÇLU		16,000
PS600.06.02	70x22	1020-880	P. KIVRIK		14,000

**PS600.08.00**

**EUROCITY ÖN**  
EUROCITY FRONT



Dikmen No	M (mm)	A-B (mm)	C (mm)	Ø D (0x0xmm)	AĞIRLIK Weight(kg)
PS600.08.00	Komple Makas		142	81xØ46x Ø16	21,000
PS600.08.01	70x29	852-852	P. BURÇLU		21,000



- A : Sağ Mesafe / Right Distance  
 B : Sol Mesafe / Left Distance  
 C : Kavis -Ticari Sınıf / Curve - Commercial Class  
 M : Malzeme Ebatı / Material Dimension  
 D : Burç Ölçüleri / Bush Dimension

**PS600.08.00.T**
**EUROCITY ÖN**  
 EUROCITY FRONT


Dikmen No	M (mm)	A-B (mm)	C (mm)	Ø D (0x0xmm)	AĞIRLIK Weight(kg)
PS600.08.00.T	Komple Makas		142	81xØ46x Ø16	36,000
PS600.08.01	70x29	852-852	P. BURÇLU		21,000
PS600.08.02.T	70x23	962-962	P. KIVRIK		14,300

**PS600.09.00**
**EUROBUS ARKA**  
 EUROBUS REAR


Dikmen No	M (mm)	A-B (mm)	C (mm)	Ø D (0x0xmm)	AĞIRLIK Weight(kg)
PS600.09.00	Komple Makas		110		47,000
PS600.09.01	70x23	835-835	P. KIVRIK		17,400
PS600.09.02	70x23	1045-895	P. KIVRIK		15,000
PS600.09.03	70x23	857-857	P. DÜZ		14,100

**PS600.11.00**
**DAILY ARKA Y.M.**  
 DAILY REAR N.M.

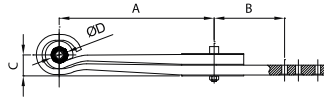
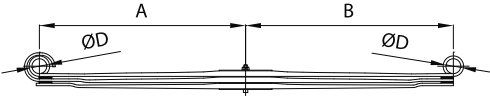

Dikmen No	M (mm)	A-B (mm)	C (mm)	Ø D (0x0xmm)	AĞIRLIK Weight(kg)
PS600.11.00	Komple Makas		110		
PS600.11.01	60x22	700-715	P. KIVRIK		10,420

**PS600.12.00**
**EUROCITY ARKA**  
 EUROCITY REAR


Dikmen No	M (mm)	A-B (mm)	C (mm)	Ø D (0x0xmm)	AĞIRLIK Weight(kg)
PS600.12.00	Komple Makas		110	81xØ46x Ø16	16,500
PS600.12.01	70x23	835-835	P. BURÇLU		16,500

**PS600.13.00**
**450 ARKA**  
 450 REAR


Dikmen No	M (mm)	A-B (mm)	C (mm)	Ø D (0x0xmm)	AĞIRLIK Weight(kg)
PS600.13.00	Komple Makas		110		116,000
PS600.13.01	100x31	730-730	P. DÜZ		27,100
PS600.13.02	100x31	740-740	P. DÜZ		27,100
PS600.13.03	100x31	740-740	P. DÜZ		27,100
PS600.13.04	100x56	540-540	P. DÜZ		31,600
PS600.13.05	100x10	86-86	K. KIVRIK		2,900



A : Sağ Mesafe / Right Distance  
B : Sol Mesafe / Left Distance  
C : Kavis -Ticari Sınıf / Curve - Commercial Class  
M : Malzeme Ebatı / Material Dimension  
D : Burç Ölçüleri / Bush Dimension

**PS600.14.00**

**EUROCARGO 85100 ARKA**  
EUROCARGO 85100 REAR



Dikmen No	M (mm)	A-B (mm)	C (mm)	Ø D (0x0xmm)	AĞIRLIK Weight(kg)
PS600.14.00	Komple Makas		150	40x32x Ø45xØ16	44,000
PS600.14.01	70x29	835-835	P. BURÇLU		20,800
PS600.14.02	70x36	855-855	P. DÜZ		21,600

**PS600.15.00**

**EUROBUS TECTOR ARKA**  
EUROBUS TECTOR REAR



Dikmen No	M (mm)	A-B (mm)	C (mm)	Ø D (0x0xmm)	AĞIRLIK Weight(kg)
PS600.15.00	Komple Makas		102	Ø31xØ78x 92x63	22,000
PS600.15.01	75x42	605-430	P. BURÇLU		22,000

**PS600.16.00**

**150E 280E 320E EUROCARGO ARKA**  
150E 280E 320E EUROCARGO REAR



Dikmen No	M (mm)	A-B (mm)	C (mm)	Ø D (0x0xmm)	AĞIRLIK Weight(kg)
PS600.16.00	Komple Makas		130	84x70x Ø58xØ20	91,000
PS600.16.01	80x23	840-840	P. BURÇLU		24,500
PS600.16.02	80x23	1070-885	P. KIVRIK		20,000
PS600.16.03	80x23	885-885	P. DÜZ		19,000
PS600.16.04	80x38	885-885	P. DÜZ		26,000

**PS600.21.00**

**ARKA**  
REAR



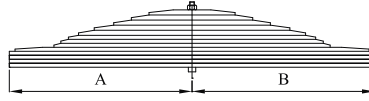
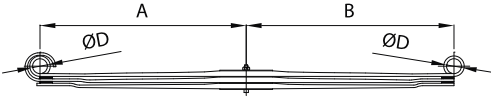
Dikmen No	M (mm)	A-B (mm)	C (mm)	Ø D (0x0xmm)	AĞIRLIK Weight(kg)
PS600.21.00	Komple Makas		82		100,200
PS600.21.01	100x26	730-730	P. DÜZ		23,700
PS600.21.02	100x26	730-730	P. DÜZ		23,700
PS600.21.03	100x26	730-730	P. DÜZ		23,700
PS600.21.04	100x43	550-550	P. DÜZ		24,000
PS600.21.05	100x10	133-133	K. KIVRIK		2,280

**PS600.22.00**

**ARKA**  
REAR



Dikmen No	M (mm)	A-B (mm)	C (mm)	Ø D (0x0xmm)	AĞIRLIK Weight(kg)
PS600.22.00	Komple Makas		82		105,600
PS600.22.01	100x26	730-730	P. DÜZ		23,800
PS600.22.02	100x26	730-730	P. DÜZ		23,800
PS600.22.03	100x26	730-730	P. DÜZ		23,800
PS600.22.04	100x53	550-550	P. DÜZ		30,200
PS600.22.05	100x10	133-133	K. KIVRIK		2,280



- A : Sağ Mesafe / Right Distance  
 B : Sol Mesafe / Left Distance  
 C : Kavış - Ticari Sınıf / Curve - Commercial Class  
 M : Malzeme Ebatı / Material Dimension  
 D : Burç Ölçüleri / Bush Dimension

**PS600.23.00**
**ASTRA ÖN**  
**ASTRA FRONT**


Dikmen No	M (mm)	A-B (mm)	C (mm)	Ø D (0x0xmm)	AĞIRLIK Weight(kg)
PS600.23.00	Komple Makas		60-20	87xØ60x Ø37,30	72,000
PS600.23.01	90x26	805-795	P. BURÇLU		27,000
PS600.23.02	90x26	1000-835	P. KIVRIK		19,750
PS600.23.03	90x26	835-835	P. DÜZ		19,150
PS600.23.04	90x17	110-250	K. KIVRIK		5,500

**PS600.24.00**
**STRALIS ÖN**  
**STRALIS FRONT**


Dikmen No	M (mm)	A-B (mm)	C (mm)	Ø D (0x0xmm)	AĞIRLIK Weight(kg)
PS600.24.00	Komple Makas		180	97x86x Ø62xØ20	63,200
PS600.24.01	90x29	950-945	P. BURÇLU		36,520
PS600.24.02	90x29	1185-950	P. KIVRIK		26,500

**PS600.25.00**
**EUOTRAKKER 410E42 ÖN**  
**EUOTRAKKER 410E42 FRONT**


Dikmen No	M (mm)	A-B (mm)	C (mm)	Ø D (0x0xmm)	AĞIRLIK Weight(kg)
PS600.25.00	Komple Makas		93	Ø20xØ62 x97x86	60,000
PS600.25.01	90x25	760-760	P. BURÇLU		25,300
PS600.25.02	90x25	980-800	P. KIVRIK		16,900
PS600.25.03	90x25	800-800	P. DÜZ		16,000

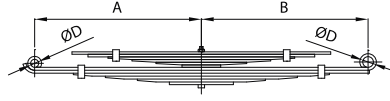
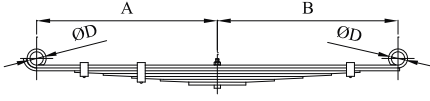
**PS600.26.00**
**ARKA**  
**REAR**


Dikmen No	M (mm)	A-B (mm)	C (mm)	Ø D (0x0xmm)	AĞIRLIK Weight(kg)
PS600.26.00	Komple Makas		90		120,000
PS600.26.01	100x31	745-745	P. DÜZ		28,100
PS600.26.02	100x31	735-735	P. DÜZ		27,800
PS600.26.03	100x31	735-735	P. DÜZ		27,800
PS600.26.04	100x56	550-550	P. DÜZ		30,800
PS600.26.05	100x10	133-133	K. KIVRIK	2,280	

**PS600.27.00**
**ARKA**  
**REAR**


Dikmen No	M (mm)	A-B (mm)	C (mm)	Ø D (0x0xmm)	AĞIRLIK Weight(kg)
PS600.27.00	Komple Makas		90		115,000
PS600.27.01	100x27	745-745	P. DÜZ		25,900
PS600.27.02	100x27	735-735	P. DÜZ		25,700
PS600.27.03	100x27	735-735	P. DÜZ		25,700
PS600.27.04	100x58	550-550	P. DÜZ		32,400
PS600.27.05	100x10	133-133	K. KIVRIK	2,280	





- A : Sağ Mesafe / Right Distance  
B : Sol Mesafe / Left Distance  
C : Kavis -Ticari Sınıf / Curve - Commercial Class  
M : Malzeme Ebatı / Material Dimension  
D : Burç Ölçüleri / Bush Dimension

**KS600.01.00**

85-12 ÖN  
85-12 FRONT



Dikmen No	M (mm)	A-B (mm)	C (mm)	Ø D (0x0xmm)	AĞIRLIK Weight(kg)
KS600.01.00	Komple Makas		100	40-33-Ø40xØ16	46,000
KS600.01.01	70x10	705-705	K. BURÇLU		9,100
KS600.01.02	70x10	873-752	K. KIVRIK		8,100
KS600.01.03	70x10	595-595	K. DÜZ		6,420
KS600.01.04	70x10	555-555	K. DÜZ		5,900
KS600.01.05	70x10	465-465	K. DÜZ		4,900
KS600.01.06	70x10	375-375	K. DÜZ		3,900
KS600.01.07	70x10	285-285	K. DÜZ		3,000
KS600.01.08	70x10	200-200	K. DÜZ		2,100
KS600.01.09	70x10	70-70	K. DÜZ		0,800

**KS600.01.00.T**

85-12 ÖN  
85-12 FRONT



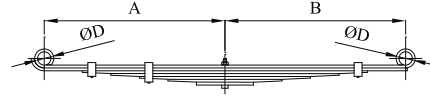
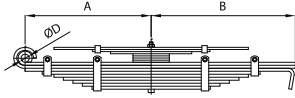
Dikmen No	M (mm)	A-B (mm)	C (mm)	Ø D (0x0xmm)	AĞIRLIK Weight(kg)
KS600.01.00.T	Komple Makas		100	40-33-Ø40xØ16	54,000
KS600.01.01	70x10	705-705	K. BURÇLU		9,100
KS600.01.02	70x10	873-752	K. KIVRIK		8,100
KS600.01.03.T	70x10	660-660	K. DÜZ		7,000
KS600.01.03	70x10	595-595	K. DÜZ		6,420
KS600.01.04	70x10	555-555	K. DÜZ		5,900
KS600.01.05	70x10	465-465	K. DÜZ		4,900
KS600.01.06	70x10	375-375	K. DÜZ		3,900
KS600.01.07	70x10	285-285	K. DÜZ		3,000
KS600.01.08	70x10	200-200	K. DÜZ		2,100
KS600.01.09	70x10	70-70	K. DÜZ	0,800	

**KS600.02.00**

85-12 ARKA  
85-12 REAR



Dikmen No	M (mm)	A-B (mm)	C (mm)	Ø D (0x0xmm)	AĞIRLIK Weight(kg)
KS600.02.00	Komple Makas		165	40-33-Ø40xØ16	69,500
KS600.03.01	70x11	550-550	K. DÜZ		6,460
KS600.03.02	70x11	425-425	K. DÜZ		4,950
KS600.03.03	70x11	315-315	K. DÜZ		3,700
KS600.03.04	70x11	205-205	K. DÜZ		2,100
KS600.03.05	70x11	75-75	K. DÜZ		0,900
KS600.03.06	70x11	75-75	K. DÜZ		0,900
KS600.02.01	70x13	710-830	K. BURÇLU		11,600
KS600.02.02	70x12	874-784	K. KIVRIK		10,100
KS600.02.03	70x12	605-675	K. KIVRIK		8,000
KS600.02.04	70x12	550-550	K. DÜZ	6,960	
KS600.02.05	70x12	445-445	K. DÜZ	5,600	
KS600.02.06	70x12	340-340	K. DÜZ	4,300	
KS600.02.07	70x12	185-185	K. DÜZ	2,700	



- A : Sağ Mesafe / Right Distance  
 B : Sol Mesafe / Left Distance  
 C : Kavis -Ticari Sınıf / Curve - Commercial Class  
 M : Malzeme Ebatı / Material Dimension  
 D : Burç Ölçüleri / Bush Dimension

**KS600.02.00.T**
**85-12 ARKA**  
 85-12 REAR

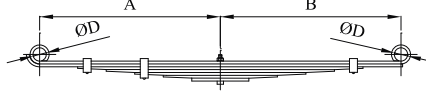
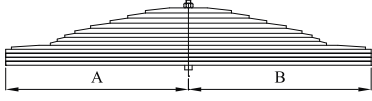

Dikmen No	M (mm)	A-B (mm)	C (mm)	Ø D (0x0xmm)	AĞIRLIK Weight(kg)
KS600.02.00.T	Komple Makas		165		78,500
KS600.03.01	70x11	550-550	K. DÜZ		6,460
KS600.03.02	70x11	425-425	K. DÜZ		4,950
KS600.03.03	70x11	315-315	K. DÜZ		3,700
KS600.03.04	70x11	205-205	K. DÜZ		2,100
KS600.03.05	70x11	75-75	K. DÜZ		0,900
KS600.03.06	70x11	75-75	K. DÜZ		0,900
KS600.02.01	70x13	710-830	K. BURÇLU	40-33- Ø40xØ16	11,600
KS600.02.02	70x12	874-784	K. KIVRIK		10,100
KS600.02.03.T	70x12	675-740	K. KIVRIK		9,000
KS600.02.03	70x12	605-675	K. KIVRIK		8,000
KS600.02.04	70x12	550-550	K. DÜZ		6,960
KS600.02.05	70x12	445-445	K. DÜZ		5,600
KS600.02.06	70x12	340-340	K. DÜZ		4,300
KS600.02.07	70x12	185-185	K. DÜZ		2,700

**KS600.04.00**
**85-12 İLAVE DİNGİL**  
 85-12 ADDITIONAL AXLE


Dikmen No	M (mm)	A-B (mm)	C (mm)	Ø D (0x0xmm)	AĞIRLIK Weight(kg)
KS600.04.00	Komple Makas		170	40-33- Ø40xØ16	34,000
KS600.04.01	70x10	565-685	K. BURÇLU		7,300
KS600.04.02	70x9	725-650	K. KIVRIK		6,300
KS600.04.03	70x9	485-538	K. KIVRIK		5,000
KS600.04.04	70x11	405-405	K. DÜZ		4,750
KS600.04.05	70x11	339-339	K. DÜZ		4,000
KS600.04.06	70x11	259-259	K. DÜZ		3,100

**KS600.05.00**
**M 14 ARKA**  
 M 14 REAR


Dikmen No	M (mm)	A-B (mm)	C (mm)	Ø D (0x0xmm)	AĞIRLIK Weight(kg)
KS600.05.00	Komple Makas		75	70xØ30 xØ24	51,000
KS600.05.01	70x11	675-675	K. BURÇLU		9,300
KS600.05.02	70x11	805-800	K. KIVRIK		8,770
KS600.05.03	70x11	600-600	K. DÜZ		6,600
KS600.05.04	70x11	530-530	K. DÜZ		5,800
KS600.05.05	70x11	465-465	K. DÜZ		5,100
KS600.05.06	70x11	395-395	K. DÜZ		4,800
KS600.05.07	70x11	315-315	K. DÜZ		3,800
KS600.05.08	70x11	255-255	K. DÜZ		3,000
KS600.05.09	70x11	195-195	K. DÜZ		1,600
KS600.05.10	70x10	70-70	K. DÜZ		0,750



A : Sağ Mesafe / Right Distance  
B : Sol Mesafe / Left Distance  
C : Kavis -Ticari Sınıf / Curve - Commercial Class  
M : Malzeme Ebatı / Material Dimension  
D : Burç Ölçüleri / Bush Dimension

**KS600.06.00**

M 23 ÖN  
M 23 FRONT



Dikmen No	M (mm)	A-B (mm)	C (mm)	Ø D (0x0xmm)	AĞIRLIK Weight(kg)
KS600.06.00	Komple Makas		150	70xØ30 xØ24	39,000
KS600.06.01	70x9	705-705	K. BURÇLU		8,100
KS600.06.02	70x9	827-743	K. KIVRIK		7,200
KS600.06.03	70x9	600-600	K. DÜZ		5,800
KS600.06.04	70x9	510-510	K. DÜZ		4,900
KS600.06.05	70x9	420-420	K. DÜZ		4,000
KS600.06.06	70x9	330-330	K. DÜZ		3,000
KS600.06.07	70x9	240-240	K. DÜZ		2,400
KS600.06.08	70x9	150-150	K. DÜZ		1,600
KS600.06.09	70x11	63-63	K. DÜZ		0,850

**KS600.07.00**

M 50 ARKA  
M 50 REAR



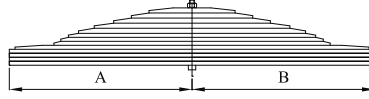
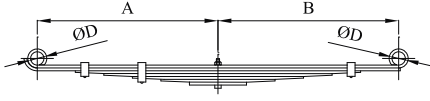
Dikmen No	M (mm)	A-B (mm)	C (mm)	Ø D (0x0xmm)	AĞIRLIK Weight(kg)
KS600.07.00	Komple Makas		96	40-33- Ø40xØ16	67,000
KS600.07.01	70x13	710-830	K. BURÇLU		12,000
KS600.07.02	70x13	874-784	K. KIVRIK		11,700
KS600.07.03	70x12	660-680	K. KIVRIK		8,500
KS600.07.04	70x12	570-570	K. DÜZ		7,300
KS600.07.05	70x12	500-500	K. DÜZ		6,300
KS600.07.06	70x12	425-425	K. DÜZ		5,300
KS600.07.07	70x12	355-355	K. DÜZ		4,500
KS600.07.08	70x12	285-285	K. DÜZ		3,800
KS600.07.09	70x12	215-215	K. DÜZ		2,800
KS600.07.10	70x12	142-142	K. DÜZ		1,900
KS600.07.11	70x12	100-100	K. DÜZ		1,300

**KS600.12.00**

330-30 ARKA  
330-30 REAR



Dikmen No	M (mm)	A-B (mm)	C (mm)	Ø D (0x0xmm)	AĞIRLIK Weight(kg)
KS600.12.00	Komple Makas		75		172,000
KS600.12.01	100x22	740-740	K. DÜZ		25,300
KS600.12.02	100x22	740-740	K. DÜZ		25,300
KS600.12.03	100x22	740-740	K. DÜZ		25,300
KS600.12.04	100x22	555-555	K. SÜZME		17,700
KS600.12.05	100x22	496-496	K. SÜZME		16,700
KS600.12.06	100x22	437-437	K. SÜZME		14,650
KS600.12.07	100x22	378-378	K. SÜZME		12,650
KS600.12.08	100x22	319-319	K. SÜZME		10,600
KS600.12.09	100x22	260-260	K. SÜZME		8,600
KS600.12.10	100x22	201-201	K. SÜZME		6,600
KS600.12.11	100x22	142-142	K. SÜZME		4,550
KS600.12.12	100x10	143-143	K. KIVRIK	2,300	



- A : Sağ Mesafe / Right Distance  
 B : Sol Mesafe / Left Distance  
 C : Kavis -Ticari Sınıf / Curve - Commercial Class  
 M : Malzeme Ebatı / Material Dimension  
 D : Burç Ölçüleri / Bush Dimension

**KS600.14.00**
**380-37 ÖN**  
 380-37 FRONT

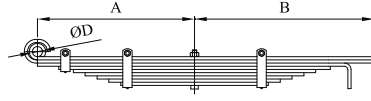
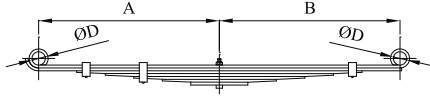

Dikmen No	M (mm)	A-B (mm)	C (mm)	Ø D (0x0xmm)	AĞIRLIK Weight(kg)
KS600.14.00	Komple Makas		110	97-86x Ø62xØ20	110,000
KS600.14.01	90x15	945-945	K. BURÇLU		25,000
KS600.14.02	90x15	1190-1045	K. KIVRIK		21,200
KS600.14.03	90x15	805-805	K. SÜZME		16,000
KS600.14.04	90x15	705-705	K. SÜZME		13,900
KS600.14.05	90x15	580-580	K. SÜZME		11,600
KS600.14.06	90x15	455-455	K. SÜZME		9,000
KS600.14.07	90x15	335-335	K. SÜZME		6,400
KS600.14.08	90x15	200-200	K. KIVRIK		5,500

**KS600.15.00**
**380-37 ARKA**  
 380-37 REAR


Dikmen No	M (mm)	A-B (mm)	C (mm)	Ø D (0x0xmm)	AĞIRLIK Weight(kg)
KS600.15.00	Komple Makas		100		185,000
KS600.15.01	100x22	730-730	K. DÜZ		23,900
KS600.15.02	100x22	730-730	K. DÜZ		23,900
KS600.15.03	100x22	730-730	K. SÜZME		24,000
KS600.15.04	100x22	560-560	K. SÜZME		18,100
KS600.15.05	100x22	515-515	K. SÜZME		16,500
KS600.15.06	100x22	470-470	K. SÜZME		15,100
KS600.15.07	100x22	420-420	K. SÜZME		13,420
KS600.15.08	100x22	370-370	K. SÜZME		11,600
KS600.15.09	100x22	330-330	K. SÜZME		10,000
KS600.15.10	100x22	280-280	K. SÜZME		8,700
KS600.15.11	100x22	235-235	K. SÜZME		6,910
KS600.15.12	100x22	185-185	K. SÜZME		5,300
KS600.15.13	100x22	135-135	K. SÜZME		4,000
KS600.15.14	100x10	143-143	K. KIVRIK		3,000

**KS600.16.00**
**DAILY ARKA**  
 DAILY REAR


Dikmen No	M (mm)	A-B (mm)	C (mm)	Ø D (0x0xmm)	AĞIRLIK Weight(kg)
KS600.16.00	Komple Makas		140	40-33- Ø40xØ16	39,000
KS600.16.01	60x9	700-720	K. BURÇLU		7,740
KS600.16.02	60x9	865-865	K. KIVRIK		6,700
KS600.16.03	60x9	615-625	K. SÜZME		5,000
KS600.16.04	60x9	555-570	K. SÜZME		4,540
KS600.16.05	60x15	450-465	K. SÜZME		6,200
KS600.16.06	60x15	350-365	K. SÜZME		4,800
KS600.16.07	60x15	250-265	K. SÜZME		3,400



- A : Sağ Mesafe / Right Distance
- B : Sol Mesafe / Left Distance
- C : Kavis -Ticari Sınıf / Curve - Commercial Class
- M : Malzeme Ebatı / Material Dimension
- D : Burç Ölçüleri / Bush Dimension

## KS600.16.00.T

DAILY ARKA  
DAILY REAR



Dikmen No	M (mm)	A-B (mm)	C (mm)	Ø D (0x0xmm)	AĞIRLIK Weight(kg)
KS600.16.00.T	Komple Makas		140	40-33- Ø40xØ16	44,500
KS600.16.01	60x9	700-720	K. BURÇLU		7,740
KS600.16.02	60x9	865-865	K. KIVRIK		6,700
KS600.16.03.T	60x9	665-625	K. SÜZME		5,300
KS600.16.03	60x9	615-625	K. SÜZME		5,000
KS600.16.04	60x9	555-570	K. SÜZME		4,540
KS600.16.05	60x15	450-465	K. SÜZME		6,200
KS600.16.06	60x15	350-365	K. SÜZME		4,800
KS600.16.07	60x15	250-265	K. SÜZME		3,400

## KS600.17.00

380'E 420 ÖN  
380'E 420 FRONT



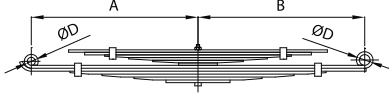
Dikmen No	M (mm)	A-B (mm)	C (mm)	Ø D (0x0xmm)	AĞIRLIK Weight(kg)
KS600.17.00	Komple Makas		175	97-86x Ø62xØ20	128,000
KS600.17.01	90x16	945-945	K. BURÇLU		27,500
KS600.17.02	90x16	1160-1010	K. KIVRIK		23,400
KS600.17.03	90x16	845-845	K. SÜZME		17,900
KS600.17.04	90x16	735-735	K. SÜZME		15,500
KS600.17.05	90x16	625-625	K. SÜZME		13,200
KS600.17.06	90x16	520-520	K. SÜZME		10,900
KS600.17.07	90x16	415-415	K. SÜZME		8,470
KS600.17.08	90x16	305-305	K. SÜZME		6,000
KS600.17.09	90x16	200-200	K. KIVRIK		5,000

## KS600.18.00

EURO CARGO ARKA  
EURO CARGO REAR



Dikmen No	M (mm)	A-B (mm)	C (mm)	Ø D (0x0xmm)	AĞIRLIK Weight(kg)
KS600.18.00	Komple Makas		70	84xØ57 xØ20	
KS600.18.01	80x16	650-597	K. BURÇLU		14,150



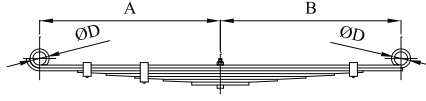
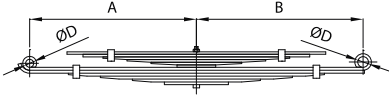
- A : Sağ Mesafe / Right Distance  
 B : Sol Mesafe / Left Distance  
 C : Kavis -Ticari Sınıf / Curve - Commercial Class  
 M : Malzeme Ebatı / Material Dimension  
 D : Burç Ölçüleri / Bush Dimension

**KS600.20.00**
**190 - 26 H ARKA**  
 190 - 26 H REAR


Dikmen No	M (mm)	A-B (mm)	C (mm)	Ø D (0x0xmm)	AĞIRLIK Weight(kg)
KS600.20.00	Komple Makas		125-35		225,000
KS600.20.M01	100x14	720-720	K. DÜZ	100x Ø45xØ35	15,500
KS600.20.M02	100x14	540-540	K. DÜZ		11,500
KS600.20.M03	100x14	445-445	K. DÜZ		9,500
KS600.20.M04	100x14	300-300	K. DÜZ		6,300
KS600.20.M05	100x14	200-200	K. DÜZ		4,200
KS600.20.M06	100x10	160-160	SAC		3,200
KS600.20.01	100x18	950-950	K.BURÇLU		31,400
KS600.20.02	100x15	1200-1045	K. KIVRIK		25,000
KS600.20.03	100x15	910-910	K. DÜZ		20,700
KS600.20.04	100x15	820-820	K. DÜZ		18,800
KS600.20.05	100x15	720-720	K. DÜZ		16,500
KS600.20.06	100x15	630-630	K. KIVRIK	17,000	
KS600.20.07	100x15	540-540	K. DÜZ	12,300	
KS600.20.08	100x15	460-460	K. DÜZ	10,300	
KS600.20.09	100x15	340-340	K. KIVRIK	9,900	
KS600.20.10	100x15	250-250	K. DÜZ	5,600	
KS600.20.11	100x15	170-170	K. DÜZ	3,800	

**KS600.23.00**
**190 E 31 ARKA**  
 190 E 31 REAR


Dikmen No	M (mm)	A-B (mm)	C (mm)	Ø D (0x0xmm)	AĞIRLIK Weight(kg)
KS600.23.00	Komple Makas		125-0		192,000
KS600.23.M01	100x15	680-680	K. KIVRIK	100x Ø45xØ35	18,500
KS600.23.M02	100x15	580-580	K. SÜZME		12,700
KS600.23.M03	100x15	480-480	K. SÜZME		10,400
KS600.23.M04	100x15	380-380	K. SÜZME		8,100
KS600.23.M05	100x15	280-280	K. SÜZME		5,800
KS600.23.M06	100x15	210-210	K. SÜZME		4,500
KS600.23.M07	100x10	190-190	SAC		3,000
KS600.23.01	100x18	900-900	BURÇLU		28,000
KS600.23.02	100x18	1120-955	K. KIVRIK		26,500
KS600.23.03	100x18	830-830	K. SÜZME		19,000
KS600.23.04	100x18	680-680	K. SÜZME		17,000
KS600.23.05	100x18	560-560	K. SÜZME	14,000	
KS600.23.06	100x18	440-440	K. SÜZME	11,000	
KS600.23.07	100x18	320-320	K. SÜZME	7,800	
KS600.23.08	100x18	210-210	K. SÜZME	5,000	



- A : Sağ Mesafe / Right Distance  
B : Sol Mesafe / Left Distance  
C : Kavis -Ticari Sınıf / Curve - Commercial Class  
M : Malzeme Ebati / Material Dimension  
D : Burç Ölçüleri / Bush Dimension

**KS600.21.00**

380 E 37 ÖN  
380 E 37 FRONT



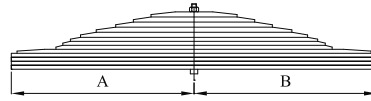
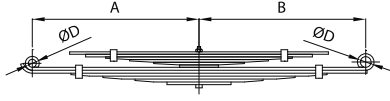
Dikmen No	M (mm)	A-B (mm)	C (mm)	Ø D (0x0xmm)	AĞIRLIK Weight(kg)
KS600.21.00	Komple Makas		135	97-86x Ø62xØ20	132,000
KS600.21.01	90x20	950-950	K. BURÇLU		32,000
KS600.21.02	90x15	1200-1040	K. KIVRIK		22,800
KS600.21.03	90x15	830-830	K. SÜZME		16,900
KS600.21.04	90x15	735-735	K. SÜZME		15,100
KS600.21.05	90x15	635-635	K. SÜZME		13,000
KS600.21.06	90x15	535-535	K. SÜZME		10,900
KS600.21.07	90x15	435-435	K. SÜZME		8,800
KS600.21.08	90x15	335-335	K. SÜZME		6,700
KS600.21.09	90x15	200-200	K. KIVRIK		4,300

**KS600.24.00**

190 E 31 ARKA  
190 E 31 REAR



Dikmen No	M (mm)	A-B (mm)	C (mm)	Ø D (0x0xmm)	AĞIRLIK Weight(kg)
KS600.24.00	Komple Makas		125-0	107x96x Ø62xØ20	200,000
KS600.24.M01	100x15	680-680	K. KIVRIK		18,500
KS600.24.M02	100x15	580-580	K. SÜZME		12,700
KS600.24.M03	100x15	480-480	K. SÜZME		10,400
KS600.24.M04	100x15	380-380	K. SÜZME		8,100
KS600.24.M05	100x15	280-280	K. SÜZME		5,800
KS600.24.M06	100x15	210-210	K. SÜZME		4,500
KS600.24.M07	100x10	190-190	SAC		3,000
KS600.24.01	100x18	900-900	BURÇLU		30,720
KS600.24.02	100x18	1154-960	K. KIVRIK		26,500
KS600.24.03	100x18	830-830	K. SÜZME	19,000	
KS600.24.04	100x18	680-680	K. SÜZME	17,000	
KS600.24.05	100x18	560-560	K. SÜZME	14,000	
KS600.24.06	100x18	440-440	K. SÜZME	11,000	
KS600.24.07	100x18	320-320	K. SÜZME	7,800	
KS600.24.08	100x18	210-210	K. SÜZME	5,000	



- A : Sağ Mesafe / Right Distance  
 B : Sol Mesafe / Left Distance  
 C : Kavis -Ticari Sınıf / Curve - Commercial Class  
 M : Malzeme Ebatı / Material Dimension  
 D : Burç Ölçüleri / Bush Dimension

**KS600.25.00**

 ARKA  
 REAR


Dikmen No	M (mm)	A-B (mm)	C (mm)	Ø D (0x0xmm)	AĞIRLIK Weight(kg)
KS600.25.00	Komple Makas		75		195,000
KS600.25.01	100x22	740-740	K. DÜZ		25,300
KS600.25.02	100x22	740-740	K. DÜZ		25,300
KS600.25.03	100x22	740-740	K. DÜZ		25,300
KS600.25.04	100x22	560-560	K. SÜZME		19,340
KS600.25.05	100x22	513-513	K. SÜZME		17,720
KS600.25.06	100x22	466-466	K. SÜZME		16,100
KS600.25.07	100x22	419-419	K. SÜZME		14,470
KS600.25.08	100x22	372-372	K. SÜZME		12,850
KS600.25.09	100x22	325-325	K. SÜZME		11,250
KS600.25.10	100x22	278-278	K. SÜZME		9,600
KS600.25.11	100x22	231-231	K. SÜZME		7,980
KS600.25.12	100x22	184-184	K. SÜZME		6,360
KS600.25.13	100x22	143-143	K. SÜZME		2,300

**KS600.38.00**

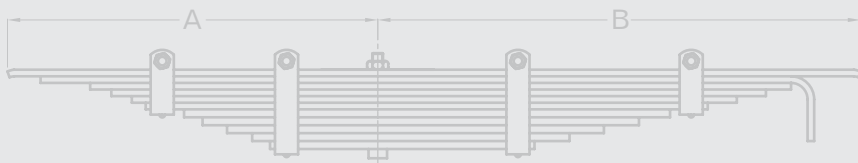
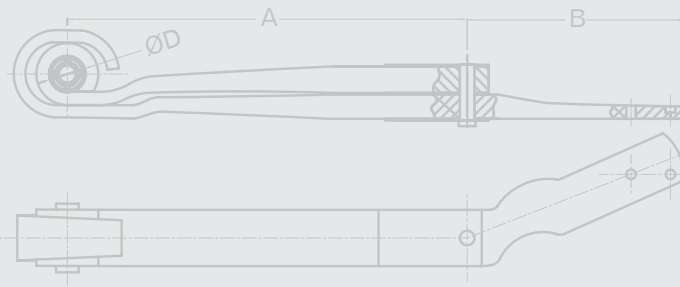
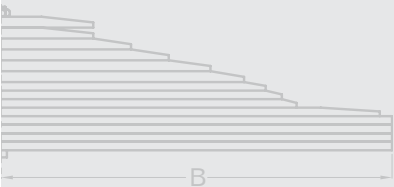
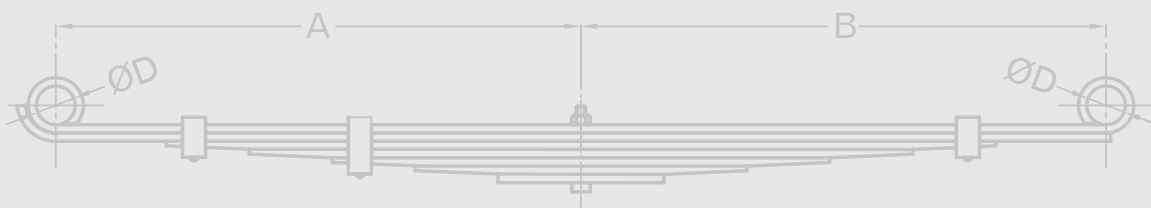
 190 E 31 ARKA  
 190 E 31 REAR


Dikmen No	M (mm)	A-B (mm)	C (mm)	Ø D (0x0xmm)	AĞIRLIK Weight(kg)
KS600.38.00	Komple Makas		125-0		201,000
KS600.38.M01	100x15	680-680	K. KIVRIK		18,400
KS600.38.M02	100x15	580-580	K. DÜZ		12,600
KS600.38.M03	100x15	480-480	K. SÜZME		10,300
KS600.38.M04	100x15	380-380	K. SÜZME		8,100
KS600.38.M05	100x15	280-280	K. SÜZME		5,800
KS600.38.M06	100x15	210-210	K. SÜZME		4,600
KS600.38.M07	100x10	190-190	SAC		3,000
KS600.38.01	100x18	950-950	K.BURÇLU	177-96x Ø62xØ37	33,200
KS600.38.02	100x18	1200-1045	K. KIVRIK		27,300
KS600.38.03	100x18	910-910	K. DÜZ	107-96x Ø62xØ20	19,000
KS600.38.04	100x18	820-820	K. DÜZ		17,000
KS600.38.05	100x18	720-720	K. DÜZ		14,000
KS600.38.06	100x18	630-630	K. KIVRIK		11,000
KS600.38.07	100x18	540-540	K. DÜZ		7,800
KS600.38.08	100x18	460-460	K. DÜZ		5,000



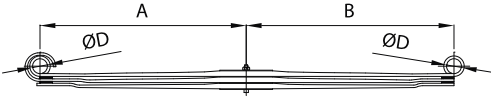


**DiKMEN**  
LEAF SPRINGS CO. LTD.



MAKASLAR / LEAF-SPRING

**VOLKSWAGEN**



A : Sağ Mesafe / Right Distance  
 B : Sol Mesafe / Left Distance  
 C : Kavis -Ticari Sınıf / Curve - Commercial Class  
 M : Malzeme Ebatı / Material Dimension  
 D : Burç Ölçüleri / Bush Dimension

**PS1800.01.00**
**CADDY ARKA**  
 CADDY REAR


Dikmen No	M (mm)	A-B (mm)	C (mm)	Ø D (0x0xmm)	AĞIRLIK Weight(kg)
PS1800.01.00	Komple Makas		145		
PS1800.01.01	60x12	640-640	P. KIVRIK		6,580

**PS1800.02.00**
**CADDY ARKA Y.M.**  
 CADDY REAR N.M.


Dikmen No	M (mm)	A-B (mm)	C (mm)	Ø D (0x0xmm)	AĞIRLIK Weight(kg)
PS1800.02.00	Komple Makas		145		
PS1800.02.01	60x16	735-575	P. BURÇLU	85-70x Ø43xØ12	7,000

**PS1900.01.00**
**VOLT ARKA**  
 VOLT REAR

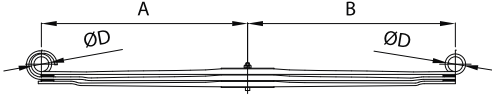

Dikmen No	M (mm)	A-B (mm)	C (mm)	Ø D (0x0xmm)	AĞIRLIK Weight(kg)
PS1900.01.00	Komple Makas		160		
PS1900.01.01	70x18	745-745	P. BURÇLU	80-54x Ø12xØ50	13,400
PS1900.01.02	70x21	615-615	P. DÜZ		8,500

**PS1900.02.00**
**VOLT ARKA**  
 VOLT REAR


Dikmen No	M (mm)	A-B (mm)	C (mm)	Ø D (0x0xmm)	AĞIRLIK Weight(kg)
PS1900.02.00	Komple Makas		150-110		
PS1900.02.01	70x18	745-745	P. BURÇLU	80-54x Ø12xØ50	13,800
				80-63x Ø12xØ33	

**PS400.23.00**
**CRAFTER VOLT ARKA / SPRINTER CDI 315 ARKA**  
 CRAFTER VOLT REAR / SPRINTER CDI 315 REAR


Dikmen No	M (mm)	A-B (mm)	C (mm)	Ø D (0x0xmm)	AĞIRLIK Weight(kg)
PS400.23.00	Komple Makas		145		
PS400.23.01	70x19	753-740	P. BURÇLU	80x57x Ø63xØ12	14,800
PS400.23.02	70x20	615-625	P.DÜZ		8,000



- A : Sağ Mesafe / Right Distance
- B : Sol Mesafe / Left Distance
- C : Kavis -Ticari Sınıf / Curve - Commercial Class
- M : Malzeme Ebatı / Material Dimension
- D : Burç Ölçüleri / Bush Dimension

**PS400.25.00**

**VOLT / SPR. ÖN TORSİYON**  
VOLT / SPR. FRONT MY LIFT TORSION



Dikmen No	M (mm)	A-B (mm)	C (mm)	Ø D (0x0xmm)	AĞIRLIK Weight(kg)
PS400.25.00	Komple Makas		149		23,000
PS400.25.01	100x13	1300	P.DÜZ		11,000
PS400.25.02	100x13	1300	P.DÜZ		11,000

**PS400.33.00**

**CRAFTER VOLT ARKA / SPRT. 412 ARKA Y.M.**  
CRAFTER VOLT REAR / SPRT. 412 REAR N.M.



Dikmen No	M (mm)	A-B (mm)	C (mm)	Ø D (0x0xmm)	AĞIRLIK Weight(kg)
PS400.33.00	Komple Makas		105	80x57x	16,750
PS400.33.01	70x25	753-740	P. BURÇLU	Ø63xØ12	16,750

## OPEL

**PS2000.01.00**

**MOVANO ARKA**  
MOVANO REAR



Dikmen No	M (mm)	A-B (mm)	C (mm)	Ø D (0x0xmm)	AĞIRLIK Weight(kg)
PS2000.01.00	Komple Makas		115		
PS2000.01.01	70x15	715-715	P. KIVRIK		10,840

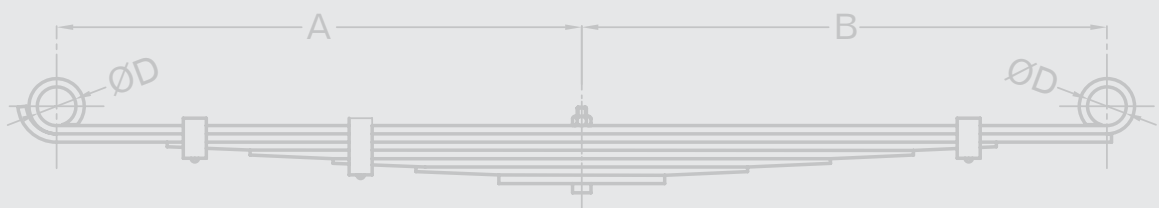
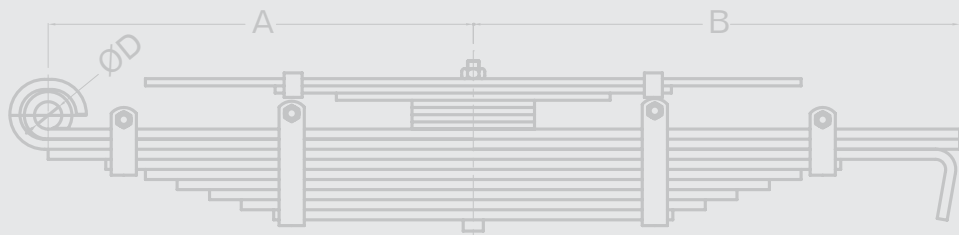

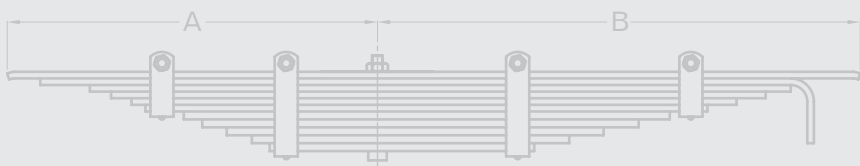
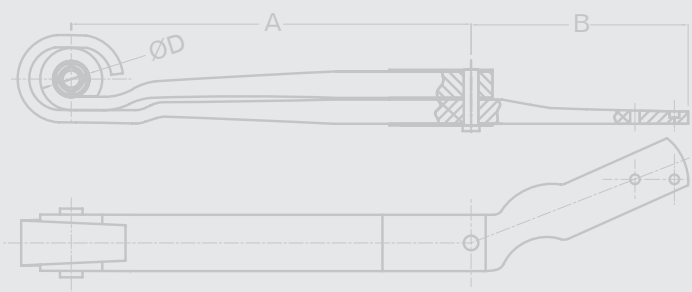

## PEUGEOT

**PS2100.01.00**

**BOXER ARKA**  
BOXER REAR

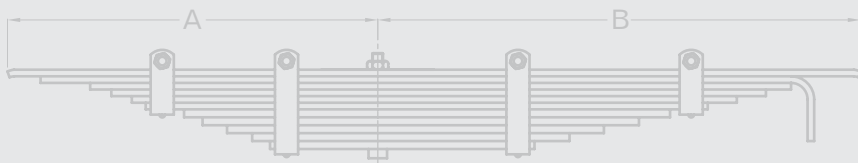
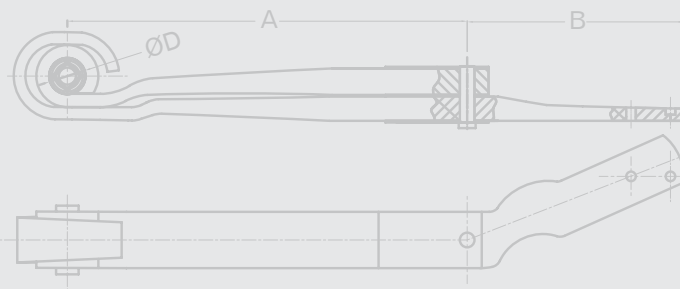
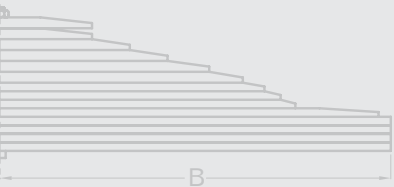
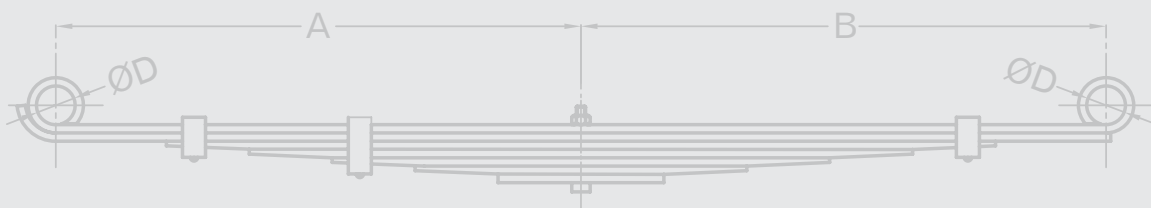


Dikmen No	M (mm)	A-B (mm)	C (mm)	Ø D (0x0xmm)	AĞIRLIK Weight(kg)
PS2100.01.00	Komple Makas		125		
PS2100.01.01	80x17	715-715	P. KIVRIK		12,200



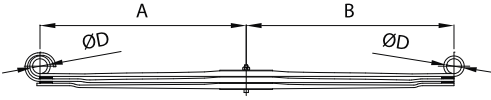


**DiKMEN**  
LEAF SPRINGS CO. LTD.



MAKASLAR / LEAF-SPRING

MAN



A : Sağ Mesafe / Right Distance  
 B : Sol Mesafe / Left Distance  
 C : Kavis -Ticari Sınıf / Curve - Commercial Class  
 M : Malzeme Ebatı / Material Dimension  
 D : Burç Ölçüleri / Bush Dimension

**PS700.01.00**
**12-153 ÖN**  
 12-153 FRONT


Dikmen No	M (mm)	A-B (mm)	C (mm)	Ø D (0x0xmm)	AĞIRLIK Weight(kg)
PS700.01.00	Komple Makas		150	84-70x Ø58xØ20	41,500
PS700.01.01	80x24	805-940	P. BURÇLU		23,000
PS700.01.02	80x24	950-950	P. KIVRIK		17,200
				95-65x Ø50-Ø16	

**PS700.02.00**
**12-153 ARKA**  
 12-153 REAR


Dikmen No	M (mm)	A-B (mm)	C (mm)	Ø D (0x0xmm)	AĞIRLIK Weight(kg)
PS700.02.00	Komple Makas		147	84-70x Ø20xØ57	81,000
PS700.02.01	80x24	900-900	P. BURÇLU		28,500
PS700.02.02	80x24	1050-930	P. KIVRIK		25,000
PS700.02.03	80x42	770-770	P. DÜZ		24,000

**PS700.03.00**
**32-310/19-423/19-463 ÖN**  
 32-310/19-423/19-463 FRONT

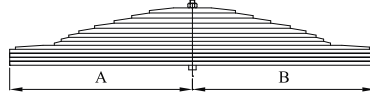
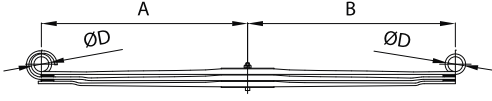

Dikmen No	M (mm)	A-B (mm)	C (mm)	Ø D (0x0xmm)	AĞIRLIK Weight(kg)
PS700.03.00	Komple Makas		145	95-88 xØ70xØ24	83,200
PS700.03.01	90x25	900-900	P. BURÇLU		33,800
PS700.03.02	90x23	1075-910	P. KIVRIK		20,640
PS700.03.03	90x23	910-910	P. DÜZ		19,700
PS700.03.04	90x18	210-90	P. KIVRIK		4,370

**PS700.04.00**
**19-422 ÖN**  
 19-422 FRONT


Dikmen No	M (mm)	A-B (mm)	C (mm)	Ø D (0x0xmm)	AĞIRLIK Weight(kg)
PS700.04.00	Komple Makas		185	90xØ36xØ30	68,000
PS700.04.01	90x25	900-900	P. BURÇLU		24,600
PS700.04.02	90x25	1135-910	P. KIVRIK		20,900
PS700.04.03	90x25	910-910	P. DÜZ		20,000

**PS700.05.00**
**26-230/270 ÖN**  
 26-230/270 FRONT


Dikmen No	M (mm)	A-B (mm)	C (mm)	Ø D (0x0xmm)	AĞIRLIK Weight(kg)
PS700.05.00	Komple Makas		180	78xØ36xØ30	61,000
PS700.05.01	80x26	900-900	P. BURÇLU		22,000
PS700.05.02	80x26	1097-910	P. KIVRIK		19,800
PS700.05.03	80x26	905-905	P. DÜZ		18,500



A : Sağ Mesafe / Right Distance  
B : Sol Mesafe / Left Distance  
C : Kavis -Ticari Sınıf / Curve - Commercial Class  
M : Malzeme Ebatı / Material Dimension  
D : Burç Ölçüleri / Bush Dimension

**PS700.06.00**

41-360 ÖN 1.-2. DİNGİL (925-735)  
41-360 FRONT 1st-2nd AXLE (925-735)



Dikmen No	M (mm)	A-B (mm)	C (mm)	Ø D (0x0xmm)	AĞIRLIK Weight(kg)
PS700.06.00	Komple Makas		130	95-88 xØ65xØ24	72,500
PS700.06.01	90x25	925-735	P. BURÇLU		30,800
PS700.06.02	90x25	1090-750	P. KIVRIK	100-88 xØ65xØ24	19,500
PS700.06.03	90x25	935-750	P. DÜZ		19,000

**PS700.06.00.T**

41-360 ÖN 1.-2. DİNGİL (925-735)  
41-360 FRONT 1st-2nd AXLE (925-735)



Dikmen No	M (mm)	A-B (mm)	C (mm)	Ø D (0x0xmm)	AĞIRLIK Weight(kg)
PS700.06.00.T	Komple Makas		135	95-88 xØ65xØ24	91,500
PS700.06.01	90x25	925-735	P. BURÇLU		30,800
PS700.06.02	90x25	1090-750	P. KIVRIK	100-88 xØ65xØ24	19,500
PS700.06.03	90x25	935-750	P. DÜZ		19,000
PS700.06.04.T	90x25	935-750	P. DÜZ		19,000

**PS700.07.00**

41-360 ÖN 2. DİNGİL E.M. (900-700)  
41-360 FRONT 2nd AXLE O.M. (900-700)



Dikmen No	M (mm)	A-B (mm)	C (mm)	Ø D (0x0xmm)	AĞIRLIK Weight(kg)
PS700.07.00	Komple Makas		100	95-88 xØ65xØ24	70,700
PS700.07.01	90x25	900-700	P. BURÇLU		30,200
PS700.07.02	90x25	1070-715	P. KIVRIK		19,100
PS700.07.03	90x25	915-715	P. DÜZ		18,340

**PS700.08.00**

TGA 33-360/33-412 ÖN  
TGA 33-360/33-412 FRONT



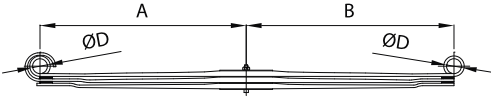
Dikmen No	M (mm)	A-B (mm)	C (mm)	Ø D (0x0xmm)	AĞIRLIK Weight(kg)
PS700.08.00	Komple Makas		145	95-88 xØ65xØ24	87,500
PS700.08.01	90x28	925-925	P. BURÇLU		35,800
PS700.08.02	90x28	1075-935	P. KIVRIK		24,000
PS700.08.03	90x28	940-940	P. DÜZ		22,800

**PS700.12.00**

TGA ARKA (TERS MAKAS)  
TGA REAR



Dikmen No	M (mm)	A-B (mm)	C (mm)	Ø D (0x0xmm)	AĞIRLIK Weight(kg)
PS700.12.00	Komple Makas		65		146,000
PS700.12.01	100x31	825-825	P. KIVRIK		28,600
PS700.12.02	100x31	825-825	P. KIVRIK		26,700
PS700.12.03	100x31	760-760	P. KIVRIK		25,000
PS700.12.04	100x43	760-760	P. DÜZ		30,900
PS700.12.05	100x43	760-760	P. DÜZ		30,900



- A : Sağ Mesafe / Right Distance  
 B : Sol Mesafe / Left Distance  
 C : Kavis -Ticari Sınıf / Curve - Commercial Class  
 M : Malzeme Ebatı / Material Dimension  
 D : Burç Ölçüleri / Bush Dimension

**PS700.15.00**
**TGL 12-180 ÖN**  
 TGL 12-180 FRONT


Dikmen No	M (mm)	A-B (mm)	C (mm)	Ø D (0x0xmm)	AĞIRLIK Weight(kg)
PS700.15.00	Komple Makas		140	80-86x Ø57xØ18	43,000
PS700.15.01	90x24	855-875	P. BURÇLU		23,000
PS700.15.02	90x24	863-888	P. DÜZ		18,400

**PS700.19.00**
**TGA ÖN**  
 TGA FRONT


Dikmen No	M (mm)	A-B (mm)	C (mm)	Ø D (0x0xmm)	AĞIRLIK Weight(kg)
PS700.19.00	Komple Makas		164	95-88x Ø65xØ24	79,800
PS700.19.01	90x26	925-925	P. BURÇLU		33,500
PS700.19.02	90x26	1065-940	P. KIVRIK		21,700
PS700.19.03	90x26	940-940	P. DÜZ	21,200	

**PS700.22.00**
**ÖN**  
 FRONT


Dikmen No	M (mm)	A-B (mm)	C (mm)	Ø D (0x0xmm)	AĞIRLIK Weight(kg)
PS700.22.00	Komple Makas		142-119	"87xØ36 xØ30,20 "	87,500
PS700.22.01	90x22	900-700	P. BURÇLU		21,100
PS700.22.02	90x22	1090-751	P. KIVRIK		18,600
PS700.22.03	90x22	910-710	P. DÜZ		17,000
PS700.22.04	90x22	910-710	P. DÜZ		17,000
PS700.22.05	90x18	210-210	P. KIVRIK		6,400
PS700.22.06	90x21	235-235	P. DÜZ	6,100	

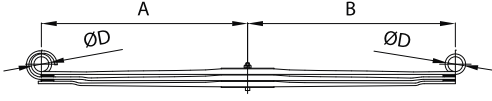
**PS700.23.00**
**ARKA**  
 REAR


Dikmen No	M (mm)	A-B (mm)	C (mm)	Ø D (0x0xmm)	AĞIRLIK Weight(kg)
PS700.23.00	Komple Makas		160	95x65- Ø50xØ16	63,800
PS700.23.01	80x19	850-850	P. BURÇLU		19,000
PS700.23.02	80x19	940-850	P. KIVRIK		15,200
PS700.23.03	80x45	725-745	P. DÜZ		25,600
PS700.23.04	80x20	80-80	DÜZ	2,000	

**PS700.26.00**
**ARKA**  
 REAR


Dikmen No	M (mm)	A-B (mm)	C (mm)	Ø D (0x0xmm)	AĞIRLIK Weight(kg)
PS700.26.00	Komple Makas		150	Ø20xØ62 x86-70	90,400
PS700.26.01	80x27	910-890	P. BURÇLU		31,120
PS700.26.02	80x27	1120-922	P. KIVRIK		22,900
PS700.26.03	80x48	920-900	P. DÜZ		36,370





- A : Sağ Mesafe / Right Distance  
B : Sol Mesafe / Left Distance  
C : Kavis -Ticari Sınıf / Curve - Commercial Class  
M : Malzeme Ebati / Material Dimension  
D : Burç Ölçüleri / Bush Dimension

PS700.27.00

ÖN  
FRONT



Dikmen No	M (mm)	A-B (mm)	C (mm)	Ø D (0x0xmm)	AĞIRLIK Weight(kg)
PS700.27.00	Komple Makas		167	95-65x Ø50xØ16	35,800
PS700.27.01	80x21	825-825	P. BURÇLU		20,500
PS700.27.02	80x21	940-845	P. KIVRIK		15,000

PS700.28.00

ÖN  
FRONT



Dikmen No	M (mm)	A-B (mm)	C (mm)	Ø D (0x0xmm)	AĞIRLIK Weight(kg)
PS700.28.00	Komple Makas		173	95-65x Ø50xØ16	36,800
PS700.28.01	80x23	825-825	P. BURÇLU		19,750
PS700.28.02	80x23	995-845	P. KIVRIK		16,200

PS700.29.00

ÖN  
FRONT



Dikmen No	M (mm)	A-B (mm)	C (mm)	Ø D (0x0xmm)	AĞIRLIK Weight(kg)
PS700.29.00	Komple Makas		195-160	Ø24xØ70 x95x88	89,400
PS700.29.01	90x25	900-700	P. BURÇLU		28,710
PS700.29.02	90x21	1065-715	P. KIVRIK		17,320
PS700.29.03	90x21	915-715	P. DÜZ		16,000
PS700.29.04	90x21	915-715	P. DÜZ		16,000
PS700.29.05	90x18	210-210	P. KIVRIK		7,000

PS700.30.00

ÖN  
FRONT



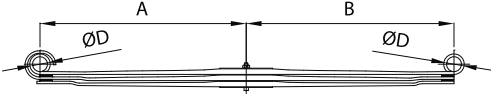
Dikmen No	M (mm)	A-B (mm)	C (mm)	Ø D (0x0xmm)	AĞIRLIK Weight(kg)
PS700.30.00	Komple Makas		116	95-65x Ø50xØ16	45,200
PS700.30.01	80x26	810-945	P. BURÇLU		24,000
PS700.30.02	80x26	955-950	P. KIVRIK	84x70x Ø58xØ20	18,680

PS700.31.00

ARKA  
REAR



Dikmen No	M (mm)	A-B (mm)	C (mm)	Ø D (0x0xmm)	AĞIRLIK Weight(kg)
PS700.31.00	Komple Makas		118	Ø20xØ57 x84-70	98,200
PS700.31.01	80x28	900-900	P. BURÇLU		30,500
PS700.31.02	80x28	1050-920	P. KIVRIK		23,400
PS700.31.03	80x50	920-920	P. DÜZ		36,500
PS700.31.04	80x22	100-100	DÜZ		2,800



A : Sağ Mesafe / Right Distance  
 B : Sol Mesafe / Left Distance  
 C : Kavis -Ticari Sınıf / Curve - Commercial Class  
 M : Malzeme Ebatı / Material Dimension  
 D : Burç Ölçüleri / Bush Dimension

**PS700.32.00**
**ÖN**  
**FRONT**


Dikmen No	M (mm)	A-B (mm)	C (mm)	Ø D (0x0xmm)	AĞIRLIK Weight(kg)
PS700.32.00	Komple Makas		175	Ø24xØ64 x94x88	98,600
PS700.32.01	90x23	925-925	P. BURÇLU		30,800
PS700.32.02	90x24	1070-940	P. KIVRIK		22,300
PS700.32.03	90x24	940-940	P. DÜZ		21,750
PS700.32.04	90x24	940-940	DÜZ		21,750

**PS700.33.00**
**ARKA**  
**REAR**


Dikmen No	M (mm)	A-B (mm)	C (mm)	Ø D (0x0xmm)	AĞIRLIK Weight(kg)
PS700.33.00	Komple Makas		185	Ø16xØ50 x95x65	69,800
PS700.33.01	80x14	800-800	K. BURÇLU		17,210
PS700.33.02	80x13	940-760	K. KIVRIK		13,850
PS700.33.03	80x13	695-695	K. DÜZ		11,200
PS700.33.04	80x45	635-365	P. DÜZ		21,000

**PS700.34.00**
**19-280 ÖN**  
**19-280 FRONT**

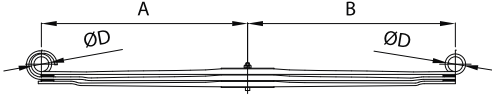

Dikmen No	M (mm)	A-B (mm)	C (mm)	Ø D (0x0xmm)	AĞIRLIK Weight(kg)
PS700.34.00	Komple Makas		120	95x88- Ø70xØ24	43,360
PS700.34.01	90x40	925-925	P. BURÇLU		43,360

**PS700.35.00**
**41-373 ÖN**  
**41-373 FRONT**


Dikmen No	M (mm)	A-B (mm)	C (mm)	Ø D (0x0xmm)	AĞIRLIK Weight(kg)
PS700.35.00	Komple Makas		160	Ø24xØ70 x95x88	81,000
PS700.35.01	90x24	900-690	P. BURÇLU		31,400
PS700.35.02	90x25	1075-700	P. KIVRIK		18,800
PS700.35.03	90x25	910-700	P. DÜZ		18,400
PS700.35.04	90x18	210-210	P. KIVRIK		7,800
PS700.35.05	90x20	210-210	DÜZ	2,200	

**PS700.36.00**
**ÖN**  
**FRONT**


Dikmen No	M (mm)	A-B (mm)	C (mm)	Ø D (0x0xmm)	AĞIRLIK Weight(kg)
PS700.36.00	Komple Makas		160	95-88x Ø65xØ24	81,500
PS700.36.01	90x27,5	925-925	P. BURÇLU		33,700
PS700.36.02	90x27,5	1080-950	P. KIVRIK		22,970
PS700.36.03	90x27,5	950-950	P. DÜZ		22,160



A : Sağ Mesafe / Right Distance  
B : Sol Mesafe / Left Distance  
C : Kavis -Ticari Sınıf / Curve - Commercial Class  
M : Malzeme Ebatı / Material Dimension  
D : Burç Ölçüleri / Bush Dimension

**PS700.37.00**

ÖN  
FRONT



Dikmen No	M (mm)	A-B (mm)	C (mm)	Ø D (0x0xmm)	AĞIRLIK Weight(kg)
PS700.37.00	Komple Makas		171	95-88x Ø70xØ24	83,000
PS700.37.01	90x23	900-900	P. BURÇLU		33,200
PS700.37.02	90x23	1075-920	P. KIVRIK		19,000
PS700.37.03	90x26	920-920	P. DÜZ		23,000
PS700.37.04	90x18	90-200	K. KIVRIK		4,380

**PS700.39.00**

ARKA  
REAR



Dikmen No	M (mm)	A-B (mm)	C (mm)	Ø D (0x0xmm)	AĞIRLIK Weight(kg)
PS700.39.00	Komple Makas		130	95x88x Ø65xØ24	104,500
PS700.39.01	90x30	900-900	P. BURÇLU		35,500
PS700.39.02	90x30	1030-915	P. KIVRIK		26,200
PS700.39.03	90x47	915-915	P. DÜZ		40,500
PS700.39.04	90x17	100-100	DÜZ		2,300

**PS700.40.00**

ÖN  
FRONT



Dikmen No	M (mm)	A-B (mm)	C (mm)	Ø D (0x0xmm)	AĞIRLIK Weight(kg)
PS700.40.00	Komple Makas		145	84x70x Ø57xØ20	70,000
PS700.40.01	80x25	875-875	P. BURÇLU		28,200
PS700.40.02	80x25	1040-895	P. KIVRIK		20,000
PS700.40.03	80x25	890-890	P. DÜZ		19,000

**PS700.41.00**

ÖN  
FRONT



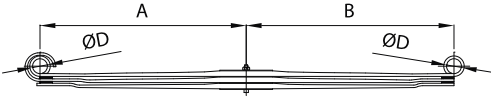
Dikmen No	M (mm)	A-B (mm)	C (mm)	Ø D (0x0xmm)	AĞIRLIK Weight(kg)
PS700.41.00	Komple Makas		147	95x80x Ø62xØ24	61,600
PS700.41.01	90x30	925-925	P. BURÇLU		35,000
PS700.41.02	90x30	1075-945	P. KIVRIK		23,940

**PS700.42.00**

TGL 12-180 ÖN  
TGL 12-180 FRONT



Dikmen No	M (mm)	A-B (mm)	C (mm)	Ø D (0x0xmm)	AĞIRLIK Weight(kg)
PS700.42.00	Komple Makas		145-120		31,100
PS700.42.01	90x30	875-850	P. KIVRIK		31,100



A : Sağ Mesafe / Right Distance  
 B : Sol Mesafe / Left Distance  
 C : Kavis -Ticari Sınıf / Curve - Commercial Class  
 M : Malzeme Ebatı / Material Dimension  
 D : Burç Ölçüleri / Bush Dimension

PS700.43.00

ÖN  
FRONT



Dikmen No	M (mm)	A-B (mm)	C (mm)	Ø D (0x0xmm)	AĞIRLIK Weight(kg)
PS700.43.00	Komple Makas		150-138	89xØ36 xØ30,20	93,000
PS700.43.M01	90x21	238-238	P. DÜZ		5,800
PS700.43.01	90x24	900-700	P. BURÇLU		23,880
PS700.43.02	90x24	1102-747	P. KIVRIK		19,800
PS700.43.03	90x24	912-912	P. DÜZ		18,100
PS700.43.04	90x24	912-912	P. DÜZ		18,100
PS700.43.05	90x18	210-210	P. KIVRIK		7,000

PS700.44.00

ÖN  
FRONT



Dikmen No	M (mm)	A-B (mm)	C (mm)	Ø D (0x0xmm)	AĞIRLIK Weight(kg)
PS700.44.00	Komple Makas		115	"95xØ62 xØ24"	90,000
PS700.44.01	90x25	925-735	P. BURÇLU		28,800
PS700.44.02	90x25	1050-750	P. KIVRIK		20,000
PS700.44.03	90x25	935-750	P. DÜZ		19,500
PS700.44.04	90x25	935-750	P. DÜZ		19,000

PS700.45.00

ÖN  
FRONT



Dikmen No	M (mm)	A-B (mm)	C (mm)	Ø D (0x0xmm)	AĞIRLIK Weight(kg)
PS700.45.00	Komple Makas		176-116	Ø24xØ65 x95x88	93,400
PS700.45.01	90x25	930-745	P. BURÇLU		32,000
PS700.45.02	90x25	1060-755	P. KIVRIK		20,900
PS700.45.03	90x25	940-755	P. DÜZ		19,800
PS700.45.04	90x25	940-755	P. DÜZ		19,800

PS700.46.00

32-360 ÖN (2. DİNGİL)  
32-360 FRONT (2nd AXLE)



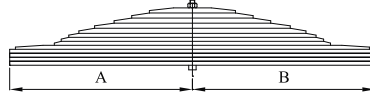
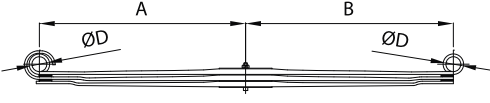
Dikmen No	M (mm)	A-B (mm)	C (mm)	Ø D (0x0xmm)	AĞIRLIK Weight(kg)
PS700.46.00	Komple Makas		125-100	Ø24xØ64 x95x88	57,800
PS700.46.01	90x30	925-735	P. BURÇLU		33,800
PS700.46.02	90x30	1040-745	P. KIVRIK	Ø24xØ65 x100x88	23,000

PS700.47.00

ARKA  
REAR



Dikmen No	M (mm)	A-B (mm)	C (mm)	Ø D (0x0xmm)	AĞIRLIK Weight(kg)
PS700.47.00	Komple Makas		155	Ø16xØ50 x95x65	68,400
PS700.47.01	80x13	800-800	K. BURÇLU		16,000
PS700.47.02	80x13	905-760	K. KIVRIK		14,000
PS700.47.03	80x13	695-695	K. DÜZ		13,000
PS700.47.04	80x45	635-635	P. DÜZ		23,000



A : Sağ Mesafe / Right Distance  
B : Sol Mesafe / Left Distance  
C : Kavis -Ticari Sınıf / Curve - Commercial Class  
M : Malzeme Ebatı / Material Dimension  
D : Burç Ölçüleri / Bush Dimension

**PS700.48.00**

ÖN  
FRONT



Dikmen No	M (mm)	A-B (mm)	C (mm)	Ø D (0x0xmm)	AĞIRLIK Weight(kg)
PS700.48.00	Komple Makas		175	Ø24xØ65 x95x88	102,200
PS700.48.01	90x24	925-925	P. BURÇLU		33,280
PS700.48.02	90x24	1070-940	P. KIVRIK		23,100
PS700.48.03	90x24	940-940	P. DÜZ		21,700
PS700.48.04	90x24	940-940	P. DÜZ		21,700

**PS700.54.00**

ÖN  
FRONT



Dikmen No	M (mm)	A-B (mm)	C (mm)	Ø D (0x0xmm)	AĞIRLIK Weight(kg)
PS700.54.00	Komple Makas		143-114	87xØ36x Ø30x2	88,000
PS700.54.M01	90x21	235-235	P.BURÇLU		6,200
PS700.54.01	90x22	900-700	P.BURÇLU		20,400
PS700.54.02	90x22	1095-750	P.KIVRIK		19,300
PS700.54.03	90x22	910-710	P. DÜZ		17,500
PS700.54.04	90x22	910-710	P. DÜZ		17,500
PS700.54.05	90x18	200-200	K.KIVRIK		6,400

**PS700.17.00**

ARKA  
REAR



Dikmen No	M (mm)	A-B (mm)	C (mm)	Ø D (0x0xmm)	AĞIRLIK Weight(kg)
PS700.17.00	Komple Makas		70		125,500
PS700.17.01	100x33	835-835	P. DÜZ		29,200
PS700.17.02	100x33	785-785	P. DÜZ		26,500
PS700.17.03	100x33	785-785	P. DÜZ		26,500
PS700.17.04	100x46	785-785	P. DÜZ		38,200

**PS700.25.00**

ARKA  
REAR



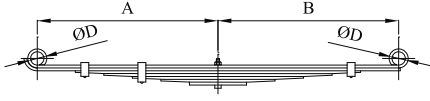
Dikmen No	M (mm)	A-B (mm)	C (mm)	Ø D (0x0xmm)	AĞIRLIK Weight(kg)
PS700.25.00	Komple Makas		80		140,000
PS700.25.01	100x31	830-830	P. DÜZ		29,000
PS700.25.02	100x31	825-825	P. DÜZ		27,500
PS700.25.03	100x31	770-770	P. DÜZ		25,600
PS700.25.04	100x35	760-760	P. DÜZ		27,700
PS700.25.05	100x35	760-760	P. DÜZ		27,800

**PS700.38.00**

TGS ARKA  
TGS REAR



Dikmen No	M (mm)	A-B (mm)	C (mm)	Ø D (0x0xmm)	AĞIRLIK Weight(kg)
PS700.38.00	Komple Makas		50		76,000
PS700.38.01	100x45	820-820	P. DÜZ		38,800
PS700.38.02	100x47	775-775	P. DÜZ		36,700



A : Sağ Mesafe / Right Distance  
 B : Sol Mesafe / Left Distance  
 C : Kavış -Ticari Sınıf / Curve - Commercial Class  
 M : Malzeme Ebatı / Material Dimension  
 D : Burç Ölçüleri / Bush Dimension

**KS700.01.00**

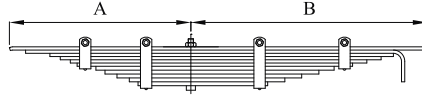
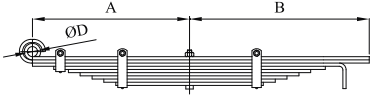
 26-230 ÖN  
 26-230 FRONT


Dikmen No	M (mm)	A-B (mm)	C (mm)	Ø D (0x0xmm)	AĞIRLIK Weight(kg)
KS700.01.00	Komple Makas		12	80xØ36x Ø30	126,000
KS700.01.01	80x12	900-900	K.BURÇLU		15,500
KS700.01.02	80x12	1085-990	K. KIVRIK		14,600
KS700.01.03	80x12	900-900	K. DÜZ		13,000
KS700.01.04	80x12	825-825	K. DÜZ		12,200
KS700.01.05	80x12	755-755	K. DÜZ		11,200
KS700.01.06	80x12	683-683	K. DÜZ		10,000
KS700.01.07	80x12	610-610	K. DÜZ		9,100
KS700.01.08	80x12	538-538	K. DÜZ		7,750
KS700.01.09	80x12	463-463	K. DÜZ		7,000
KS700.01.10	80x12	390-390	K. DÜZ		6,200
KS700.01.11	80x12	320-320	K. DÜZ		5,600
KS700.01.12	80x12	250-180	K. DÜZ		6,300
KS700.01.13	80x12	145-190	K. KIVRIK		4,000

**KS700.02.00**

 26-270 ÖN  
 26-270 FRONT


Dikmen No	M (mm)	A-B (mm)	C (mm)	Ø D (0x0xmm)	AĞIRLIK Weight(kg)
KS700.02.00	Komple Makas		180	80xØ36x Ø30	123,000
KS700.02.01	80x14	900-900	K.BURÇLU		18,000
KS700.02.02	80x14	1105-980	K. KIVRIK		17,200
KS700.02.03	80x14	900-900	K. DÜZ		15,200
KS700.02.04	80x14	803-803	K. DÜZ		13,700
KS700.02.05	80x14	705-705	K. DÜZ		12,140
KS700.02.06	80x14	608-608	K. DÜZ		10,480
KS700.02.07	80x14	510-510	K. DÜZ		8,800
KS700.02.08	80x14	413-413	K. DÜZ		7,040
KS700.02.09	80x14	315-315	K. DÜZ		6,100
KS700.02.10	80x14	250-180	K. DÜZ		5,300
KS700.02.11	80x14	190-145	K. KIVRIK		4,300



- A : Sağ Mesafe / Right Distance  
B : Sol Mesafe / Left Distance  
C : Kavis -Ticari Sınıf / Curve - Commercial Class  
M : Malzeme Ebatı / Material Dimension  
D : Burç Ölçüleri / Bush Dimension

**KS700.04.00**


26-230/270 ARKA (R.L.)  
26-230/270 REAR (R.L.)



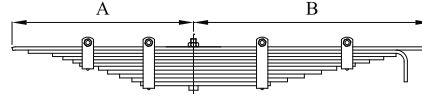
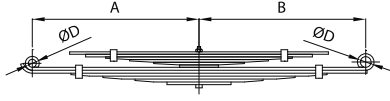
Dikmen No	M (mm)	A-B (mm)	C (mm)	Ø D (0x0xmm)	AĞIRLIK Weight(kg)
KS700.04.00	Komple Makas		146	90xØ40x Ø34	106,000
KS700.04.01	100x14	650-635	K. BURÇLU		15,100
KS700.04.02	100x12	865-690	K. KIVRIK		13,500
KS700.04.03	100x12	710-590	K. KIVRIK		11,600
KS700.04.04	100x12	605-485	K. DÜZ		9,900
KS700.04.05	100x12	560-465	K. DÜZ		9,290
KS700.04.06	100x12	515-430	K. DÜZ		8,490
KS700.04.07	100x12	470-395	K. DÜZ		8,000
KS700.04.08	100x12	430-365	K. DÜZ		7,300
KS700.04.09	100x12	375-310	K. DÜZ		6,300
KS700.04.10	100x12	335-285	K. DÜZ		5,700
KS700.04.11	100x12	290-250	K. DÜZ		5,000
KS700.04.12	100x12	245-215	K. DÜZ		3,480

**KS700.05.00**

26-230/270 İLAVE DİNGİL (R.L.)  
26-230/270 ADDITIONAL AXLE (R.L.)



Dikmen No	M (mm)	A-B (mm)	C (mm)	Ø D (0x0xmm)	AĞIRLIK Weight(kg)
KS700.05.00	Komple Makas		140		93,000
KS700.05.01	100x12	740-570	K. DÜZ		11,800
KS700.05.02	100x12	790-620	K. KIVRIK		12,500
KS700.05.03	100x12	715-555	K. DÜZ		11,500
KS700.05.04	100x10	580-425	K. DÜZ		7,550
KS700.05.05	100x10	555-405	K. DÜZ		7,200
KS700.05.06	100x10	510-375	K. DÜZ		6,750
KS700.05.07	100x10	465-345	K. DÜZ		6,100
KS700.05.08	100x10	420-315	K. DÜZ		5,640
KS700.05.09	100x10	375-285	K. DÜZ		5,000
KS700.05.10	100x10	335-265	K. DÜZ		4,500
KS700.05.11	100x10	280-215	K. DÜZ		3,680
KS700.05.12	100x10	240-195	K. DÜZ		3,500
KS700.05.13	100x10	195-165	K. DÜZ		2,550
KS700.05.14	100x10	150-135	K. DÜZ		2,000



- A : Sağ Mesafe / Right Distance  
 B : Sol Mesafe / Left Distance  
 C : Kavis -Ticari Sınıf / Curve - Commercial Class  
 M : Malzeme Ebatı / Material Dimension  
 D : Burç Ölçüleri / Bush Dimension

**KS700.05.00.T**

26-230/270 İLAVE DİNGİL (R.L.)  
 26-230/270 ADDITIONAL AXLE (R.L.)



Dikmen No	M (mm)	A-B (mm)	C (mm)	Ø D (0x0xmmm)	AĞIRLIK Weight(kg)
KS700.05.00.T	Komple Makas		140		103,000
KS700.05.01	100x12	740-570	K. DÜZ		11,800
KS700.05.02	100x12	790-620	K. KIVRIK		12,500
KS700.05.03	100x12	715-555	K. DÜZ		11,500
KS700.05.03.T	100x12	650-500	K. DÜZ		10,100
KS700.05.04	100x10	580-425	K. DÜZ		7,550
KS700.05.05	100x10	555-405	K. DÜZ		7,200
KS700.05.06	100x10	510-375	K. DÜZ		6,750
KS700.05.07	100x10	465-345	K. DÜZ		6,100
KS700.05.08	100x10	420-315	K. DÜZ		5,640
KS700.05.09	100x10	375-285	K. DÜZ		5,000
KS700.05.10	100x10	335-265	K. DÜZ		4,500
KS700.05.11	100x10	280-215	K. DÜZ		3,680
KS700.05.12	100x10	240-195	K. DÜZ		3,500
KS700.05.13	100x10	195-165	K. DÜZ		2,550
KS700.05.14	100x10	150-135	K. DÜZ		2,000

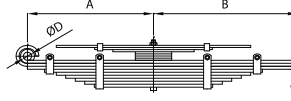
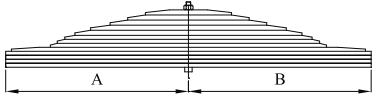
**KS700.06.00**

26-281 ÖN  
 26-281 FRONT



Dikmen No	M (mm)	A-B (mm)	C (mm)	Ø D (0x0xmmm)	AĞIRLIK Weight(kg)
KS700.06.00	Komple Makas		130		122,000
KS700.06.01	90x12	900-900	K. BURÇLU	90xØ36xØ30	17,600
KS700.06.02	90x12	985-985	K. KIVRIK		15,680
KS700.06.03	90x12	900-900	K. DÜZ		14,500
KS700.06.04	90x12	825-825	K. DÜZ		13,400
KS700.06.05	90x12	745-745	K. DÜZ		12,100
KS700.06.06	90x12	660-660	K. DÜZ		10,500
KS700.06.07	90x12	570-570	K. DÜZ		9,150
KS700.06.08	90x12	480-480	K. DÜZ		7,700
KS700.06.09	90x12	390-390	K. DÜZ		6,000
KS700.06.10	90x12	300-300	K. DÜZ		4,900
KS700.06.11	90x12	260-260	K. DÜZ		4,250
KS700.06.12	90x12	155-180	K. KIVRIK		2,750





- A : Sağ Mesafe / Right Distance  
B : Sol Mesafe / Left Distance  
C : Kavis -Ticari Sınıf / Curve - Commercial Class  
M : Malzeme Ebatı / Material Dimension  
D : Burç Ölçüleri / Bush Dimension

**KS700.07.00**

26-281 ARKA  
26-281 REAR



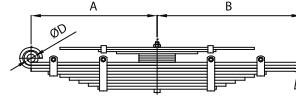
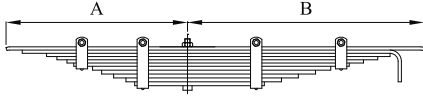
Dikmen No	M (mm)	A-B (mm)	C (mm)	Ø D (0x0xmm)	AĞIRLIK Weight(kg)
KS700.07.00	Komple Makas		40		151,000
KS700.07.01	100x20	790-790	K. KIVRIK		24,000
KS700.07.02	100x20	750-750	K. SÜZME		20,600
KS700.07.03	100x20	615-615	K. SÜZME		18,000
KS700.07.04	100x20	560-560	K. DÜZ		16,900
KS700.07.05	100x20	505-505	K. DÜZ		15,280
KS700.07.06	100x20	443-443	K. DÜZ		13,200
KS700.07.07	100x20	385-385	K. DÜZ		11,640
KS700.07.08	100x20	340-340	K. DÜZ		10,140
KS700.07.09	100x20	260-260	K. DÜZ		7,620
KS700.07.10	100x20	208-208	K. DÜZ		6,300
KS700.07.11	100x20	150-150	K. DÜZ		4,500

**KS700.08.00**

12-153 ARKA  
12-153 REAR




Dikmen No	M (mm)	A-B (mm)	C (mm)	Ø D (0x0xmm)	AĞIRLIK Weight(kg)
KS700.08.00	Komple Makas		116	Ø20xØ50 x81x75	54,000
KS700.08.01	80x10	656-481	K.BURÇLU		8,000
KS700.08.02	80x9	843-481	K. KIVRIK		7,100
KS700.08.03	80x9	665-481	K. DÜZ		6,000
KS700.08.04	80x9	575-400	K. DÜZ		5,380
KS700.08.05	80x9	515-365	K. DÜZ		4,600
KS700.08.06	80x9	455-335	K. DÜZ		4,400
KS700.08.07	80x9	395-300	K. DÜZ		3,800
KS700.08.08	80x9	340-270	K. DÜZ		3,400
KS700.08.09	80x9	285-250	K. DÜZ		3,000
KS700.08.10	80x9	240-200	K. DÜZ		2,400
KS700.08.11	80x9	190-175	K. DÜZ		2,000
KS700.08.12	80x9	150-150	K. DÜZ		1,600



- A : Sağ Mesafe / Right Distance  
 B : Sol Mesafe / Left Distance  
 C : Kavis -Ticari Sınıf / Curve - Commercial Class  
 M : Malzeme Ebatı / Material Dimension  
 D : Burç Ölçüleri / Bush Dimension

**KS700.09.00**

12-153 İLAVE DİNGİL  
 12-153 ADDITIONAL AXLE



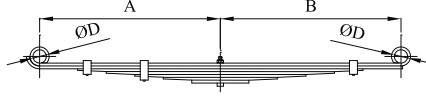
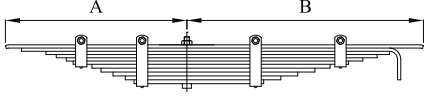
Dikmen No	M (mm)	A-B (mm)	C (mm)	Ø D (0x0xmm)	AĞIRLIK Weight(kg)
KS700.09.00	Komple Makas		106		50,000
KS700.09.01	80x9	701-461	K. DÜZ		6,400
KS700.09.02	80x9	701-461	K. DÜZ		6,400
KS700.09.03	80x9	769-461	K. KIVRIK		6,710
KS700.09.04	80x9	555-380	K. DÜZ		5,100
KS700.09.05	80x9	495-350	K. DÜZ		4,700
KS700.09.06	80x9	435-315	K. DÜZ		4,200
KS700.09.07	80x9	375-280	K. DÜZ		3,600
KS700.09.08	80x9	315-255	K. DÜZ		3,200
KS700.09.09	80x9	255-225	K. DÜZ		2,600
KS700.09.10	80x9	205-170	K. DÜZ		2,000
KS700.09.11	80x9	167-150	K. DÜZ		1,800
KS700.09.12	80x9	125-125	K. DÜZ		1,400

**KS700.12.00**

32-270 ARKA R.L.  
 32-270 REAR R.L.



Dikmen No	M (mm)	A-B (mm)	C (mm)	Ø D (0x0xmm)	AĞIRLIK Weight(kg)
KS700.12.00	Komple Makas		130	98xØ40x Ø34	91,000
KS700.12.01	100x14	650-635	K. BURÇLU		15,100
KS700.12.02	100x12	865-690	K. KIVRIK		13,500
KS700.12.03	100x12	710-590	K. KIVRIK		11,600
KS700.12.04	100x10	595-485	K. DÜZ		8,170
KS700.12.05	100x10	540-446	K. DÜZ		7,550
KS700.12.06	100x10	485-405	K. DÜZ		6,500
KS700.12.07	100x10	435-365	K. DÜZ		6,110
KS700.12.08	100x10	370-310	K. DÜZ		5,240
KS700.12.09	100x10	320-270	K. DÜZ		4,400
KS700.12.10	100x10	270-230	K. DÜZ		3,900
KS700.12.11	100x10	220-190	K. DÜZ		3,200
KS700.12.12	100x10	165-150	K. DÜZ		2,500
KS700.12.13	100x10	110-110	K. DÜZ		1,700



- A : Sağ Mesafe / Right Distance  
B : Sol Mesafe / Left Distance  
C : Kavis -Ticari Sınıf / Curve - Commercial Class  
M : Malzeme Ebatı / Material Dimension  
D : Burç Ölçüleri / Bush Dimension

**KS700.13.00**

32-270 İLAVE DİNGİL  
32-270 ADDITIONAL AXLE



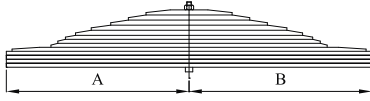
Dikmen No	M (mm)	A-B (mm)	C (mm)	Ø D (0x0xmm)	AĞIRLIK Weight(kg)
KS700.13.00	Komple Makas		105		71,000
KS700.13.01	100x12	740-570	K. DÜZ		11,700
KS700.13.02	100x12	790-620	K. KIVRIK		12,600
KS700.13.03	100x12	715-555	K. DÜZ		11,500
KS700.13.04	100x10	580-430	K. DÜZ		9,090
KS700.13.05	100x10	500-370	K. DÜZ		6,700
KS700.13.06	100x10	410-320	K. DÜZ		5,550
KS700.13.07	100x10	335-265	K. DÜZ		4,530
KS700.13.08	100x10	275-205	K. DÜZ		3,700
KS700.13.09	100x10	215-150	K. DÜZ		2,800
KS700.13.10	100x10	150-100	K. DÜZ		1,850

**KS700.14.00**

33-372 ÖN  
33-372 FRONT



Dikmen No	M (mm)	A-B (mm)	C (mm)	Ø D (0x0xmm)	AĞIRLIK Weight(kg)
KS700.14.00	Komple Makas		135		132,000
KS700.14.01	90x13	900-900	K. BURÇLU	90xØ36x Ø30	18,800
KS700.14.02	90x13	1100-965	K. KIVRIK		17,880
KS700.14.03	90x13	910-910	K. DÜZ		16,000
KS700.14.04	90x13	825-825	K. DÜZ		14,500
KS700.14.05	90x13	745-745	K. DÜZ		13,000
KS700.14.06	90x13	660-660	K. KIVRIK		11,200
KS700.14.07	90x13	570-570	K. DÜZ		10,000
KS700.14.08	90x13	480-480	K. DÜZ		8,500
KS700.14.09	90x13	390-390	K. DÜZ		7,000
KS700.14.10	90x13	300-300	K. DÜZ		5,400
KS700.14.11	90x13	260-260	K. DÜZ		4,700
KS700.14.12	90x13	168-168	K. DÜZ		3,000



A : Sağ Mesafe / Right Distance  
 B : Sol Mesafe / Left Distance  
 C : Kavis -Ticari Sınıf / Curve - Commercial Class  
 M : Malzeme Ebatı / Material Dimension  
 D : Burç Ölçüleri / Bush Dimension

**KS700.15.00**
**33-372 ARKA**  
 33-372 REAR

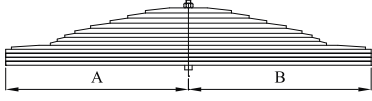

Dikmen No	M (mm)	A-B (mm)	C (mm)	Ø D (0x0xmm)	AĞIRLIK Weight(kg)
KS700.15.00	Komple Makas		88		172,000
PS700.10.01	100x26	825-825	P. DÜZ		25,100
KS700.15.02	100x18	825-825	K. DÜZ		22,700
KS700.15.03	100x18	810-810	K. SÜZME		21,400
KS700.15.04	100x18	625-625	K. SÜZME		16,340
KS700.15.05	100x18	595-595	K. SÜZME		15,660
KS700.15.06	100x18	560-560	K. SÜZME		14,400
KS700.15.07	100x23	515-515	K. SÜZME		16,420
KS700.15.08	100x23	445-445	K. SÜZME		14,000
KS700.15.09	100x23	355-355	K. SÜZME		10,980
KS700.15.10	100x23	275-275	K. SÜZME		8,380
KS700.15.11	100x23	195-195	K. SÜZME		5,770

**KS700.25.00**
**32-270 AVARE DİNGİL**  
 32-270 ADDITIONAL AXLE


Dikmen No	M (mm)	A-B (mm)	C (mm)	Ø D (0x0xmm)	AĞIRLIK Weight(kg)
KS700.25.00	Komple Makas		-	88xØ36	12,600
KS700.25.01	100x15	762	K. BURÇLU	xØ30	12,600

**KS700.17.00**
**TGA 33-412 ARKA**  
 TGA 33-412 REAR


Dikmen No	M (mm)	A-B (mm)	C (mm)	Ø D (0x0xmm)	AĞIRLIK Weight(kg)
KS700.17.00	Komple Makas		66		198,500
KS700.17.01	100x18	825-825	K. SÜZME		20,700
KS700.17.02	100x18	825-825	K. SÜZME		20,700
KS700.17.03	100x18	750-750	K. SÜZME		19,800
KS700.17.04	100x18	680-680	K. SÜZME		18,000
KS700.17.05	100x18	625-625	K. SÜZME		16,700
KS700.17.06	100x18	580-580	K. SÜZME		15,100
KS700.17.07	100x18	530-530	K. SÜZME		14,300
KS700.17.08	100x18	460-460	K. SÜZME		13,000
KS700.17.09	100x18	415-415	K. SÜZME		12,500
KS700.17.10	100x18	380-380	K. SÜZME		10,000
KS700.17.11	100x18	340-340	K. SÜZME		9,200
KS700.17.12	100x18	300-300	K. SÜZME		8,600
KS700.17.13	100x18	260-260	K. SÜZME		6,900
KS700.17.14	100x18	220-220	K. SÜZME		5,500
KS700.17.15	100x18	190-190	K. SÜZME		4,000
KS700.17.16	100x18	143-143	K. SÜZME		3,000



- A : Sağ Mesafe / Right Distance  
B : Sol Mesafe / Left Distance  
C : Kavis -Ticari Sınıf / Curve - Commercial Class  
M : Malzeme Ebatı / Material Dimension  
D : Burç Ölçüleri / Bush Dimension

**KS700.18.00**

TGA 41-360 ARKA  
TGA 41-360 REAR



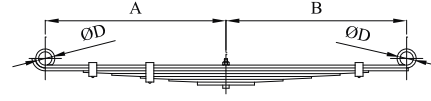
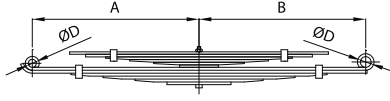
Dikmen No	M (mm)	A-B (mm)	C (mm)	Ø D (0x0xmm)	AĞIRLIK Weight(kg)
KS700.18.00	Komple Makas		66		213,000
KS700.18.01	100x18	825-825	K. SÜZME		22,700
KS700.18.02	100x18	825-825	K. SÜZME		22,700
KS700.18.03	100x18	760-760	K. SÜZME		21,000
KS700.18.04	100x18	730-730	K. SÜZME		19,610
KS700.18.05	100x18	630-630	K. SÜZME		17,240
KS700.18.06	100x18	580-580	K. SÜZME		15,700
KS700.18.07	100x18	540-540	K. SÜZME		14,600
KS700.18.08	100x18	500-500	K. SÜZME		13,500
KS700.18.09	100x18	460-460	K. SÜZME		12,500
KS700.18.10	100x18	415-415	K. SÜZME		11,150
KS700.18.11	100x18	370-370	K. SÜZME		9,900
KS700.18.12	100x18	330-330	K. SÜZME		8,750
KS700.18.13	100x18	285-285	K. SÜZME		7,530
KS700.18.14	100x18	240-240	K. SÜZME		6,340
KS700.18.15	100x18	200-200	K. SÜZME		5,240
KS700.18.16	100x18	150-150	K. SÜZME		4,000

**KS700.22.00**

41-364 ARKA  
41-364 REAR



Dikmen No	M (mm)	A-B (mm)	C (mm)	Ø D (0x0xmm)	AĞIRLIK Weight(kg)
KS700.22.00	Komple Makas		66		222,500
KS700.22.01	100x18	825-825	K. DÜZ		22,700
KS700.22.02	100x18	825-825	K. DÜZ		22,700
KS700.22.03	100x18	825-825	K. SÜZME		22,100
KS700.22.04	100x18	725-725	K. SÜZME		19,300
KS700.22.05	100x18	625-625	K. SÜZME		16,900
KS700.22.06	100x18	582-582	K. SÜZME		15,700
KS700.22.07	100x18	540-540	K. SÜZME		14,600
KS700.22.08	100x18	495-495	K. SÜZME		11,300
KS700.22.09	100x18	452-452	K. SÜZME		12,100
KS700.22.10	100x18	410-410	K. SÜZME		11,000
KS700.22.11	100x18	368-368	K. SÜZME		9,800
KS700.22.12	100x18	325-325	K. SÜZME		8,700
KS700.22.13	100x18	280-280	K. SÜZME		7,400
KS700.22.14	100x18	237-237	K. SÜZME		6,200
KS700.22.15	100x18	195-195	K. SÜZME		5,100
KS700.22.16	100x18	150-150	K. SÜZME		3,800



A : Sağ Mesafe / Right Distance  
 B : Sol Mesafe / Left Distance  
 C : Kavış -Ticari Sınıf / Curve - Commercial Class  
 M : Malzeme Ebatı / Material Dimension  
 D : Burç Ölçüleri / Bush Dimension

**KS700.28.00**

 ARKA  
 REAR


Dikmen No	M (mm)	A-B (mm)	C (mm)	Ø D (0x0xmm)	AĞIRLIK Weight(kg)
KS700.28.00	Komple Makas		160-65	Ø30x Ø36x78	143,000
KS700.29.01	80x16	770-770	K. DÜZ		15,800
KS700.29.02	80x16	665-665	K. SÜZME		13,400
KS700.29.03	80x16	535-535	K. SÜZME		10,400
KS700.29.04	80x16	405-405	K. SÜZME		6,200
KS700.29.05	80x16	275-275	K. SÜZME		5,200
KS700.29.06	80x16	110-110	K. DÜZ		1,800
KS700.28.01	80x14	900-900	K. BURÇLU		18,300
KS700.28.02	80x14	1105-920	K. KIVRIK		17,000
KS700.28.03	80x14	790-790	K. SÜZME		13,500
KS700.28.04	80x14	675-675	K. SÜZME		11,100
KS700.28.05	80x14	560-560	K. SÜZME		9,400
KS700.28.06	80x14	445-445	K. SÜZME		7,400
KS700.28.07	80x14	330-330	K. SÜZME		5,400
KS700.28.08	80x14	215-215	K. SÜZME		3,400
KS700.28.09	80x16	95-95	K. DÜZ		1,600

**KS700.31.00**

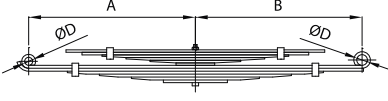
 ARKA  
 REAR


Dikmen No	M (mm)	A-B (mm)	C (mm)	Ø D (0x0xmm)	AĞIRLIK Weight(kg)
KS700.31.00	Komple Makas		175	Ø16xØ50 x95x65	91,000
KS700.31.01	80x11	800-800	K. BURÇLU		13,600
KS700.31.02	80x11	1005-815	K. KIVRIK		12,600
KS700.31.03	80x11	745-745	K. SÜZME		10,000
KS700.31.04	80x11	700-700	K. SÜZME		9,600
KS700.31.05	80x11	655-655	K. SÜZME		9,000
KS700.31.06	80x11	610-610	K. SÜZME		8,400
KS700.31.07	80x11	565-565	K. SÜZME		7,800
KS700.31.08	80x22	510-510	K. SÜZME		12,400
KS700.31.09	80x22	295-295	K. SÜZME		6,500

**KS700.32.00**

 ARKA  
 REAR


Dikmen No	M (mm)	A-B (mm)	C (mm)	Ø D (0x0xmm)	AĞIRLIK Weight(kg)
KS700.32.00	Komple Makas		190	Ø16xØ50 x95x65	80,700
KS700.32.01	80x11	800-800	K. BURÇLU		13,600
KS700.32.02	80x11	1005-820	K. KIVRIK		12,500
KS700.32.03	80x11	710-710	K. SÜZME		9,700
KS700.32.04	80x11	680-680	K. SÜZME		9,300
KS700.32.05	80x11	620-620	K. SÜZME		8,500
KS700.32.06	80x11	545-545	K. SÜZME		7,700
KS700.32.07	80x23	500-500	K. SÜZME		12,800
KS700.32.08	80x23	285-285	K. SÜZME		6,600



- A : Sağ Mesafe / Right Distance  
B : Sol Mesafe / Left Distance  
C : Kavis -Ticari Sınıf / Curve - Commercial Class  
M : Malzeme Ebati / Material Dimension  
D : Burç Ölçüleri / Bush Dimension

**KS700.33.00**

ARKA  
REAR



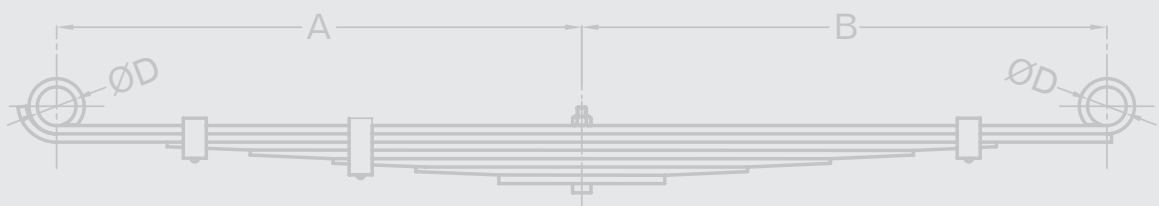
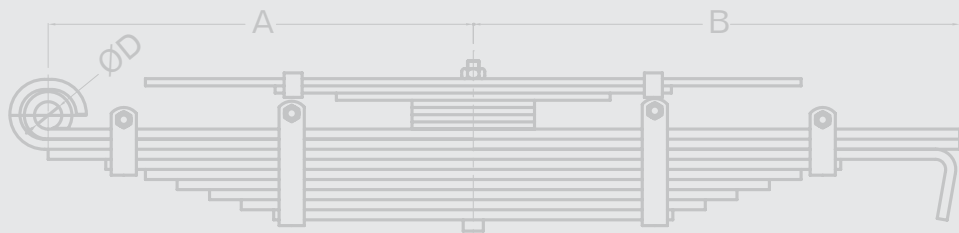
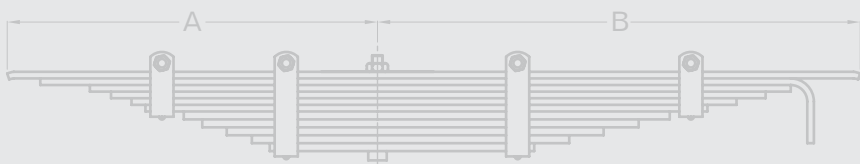
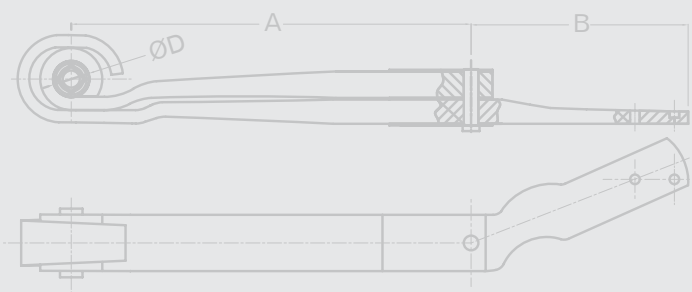

Dikmen No	M (mm)	A-B (mm)	C (mm)	Ø D (0x0xmm)	AĞIRLIK Weight(kg)
KS700.33.00	Komple Makas		123-148	Ø24xØ70 x105x88	155,500
KS700.33.31	100x16	730-730	K. DÜZ		18,200
KS700.33.32	100x16	550-550	K. SÜZME		13,200
KS700.33.33	100x16	430-430	K. SÜZME		10,200
KS700.33.34	100x16	310-310	K. SÜZME		7,200
KS700.33.35	100x16	190-190	K. SÜZME		4,500
KS700.33.36	100x10	100-100	K. DÜZ		1,600
KS700.33.01	100x21	898-898	K. BURÇLU		27,100
KS700.33.02	100x15	1050-910	K. KIVRIK		22,900
KS700.33.03	100x15	810-810	K. SÜZME		18,000
KS700.33.04	100x15	590-590	K. SÜZME		12,900
KS700.33.05	100x15	450-450	K. SÜZME		9,600
KS700.33.06	100x15	310-310	K. SÜZME		6,300
KS700.33.07	100x15	170-170	K. SÜZME		3,700

**KS700.34.00**


ARKA  
REAR



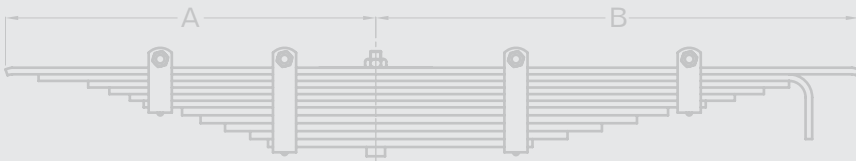
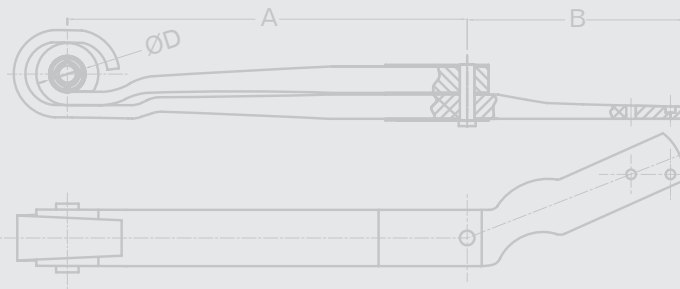
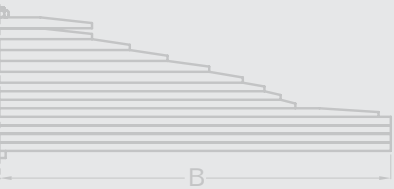
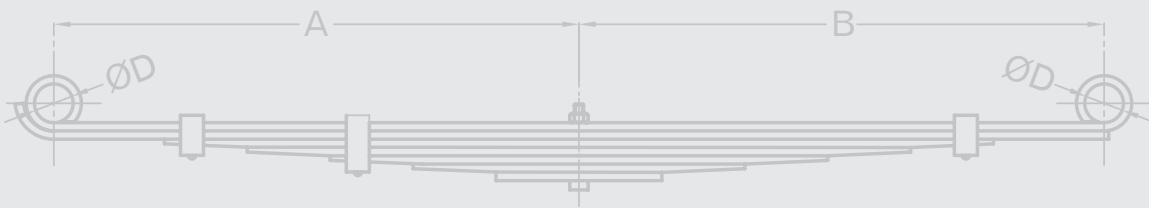
Dikmen No	M (mm)	A-B (mm)	C (mm)	Ø D (0x0xmm)	AĞIRLIK Weight(kg)
KS700.34.00	Komple Makas		190-110	Ø20xØ57 x84x70	145,000
KS700.34.31	80x14	695-695	K. SÜZME		12,100
KS700.34.32	80x14	625-625	K. SÜZME		10,400
KS700.34.33	80x14	535-535	K. SÜZME		9,000
KS700.34.34	80x14	445-445	K. SÜZME		7,700
KS700.34.35	80x14	355-355	K. SÜZME		5,900
KS700.34.36	80x14	265-265	K. SÜZME		4,400
KS700.34.37	80x14	175-175	K. SÜZME		3,200
KS700.34.38	80x23	110-110	K. DÜZ		3,200
KS700.34.01	80x23	900-900	K. BURÇLU		19,700
KS700.34.02	80x14	1070-910	K. KIVRIK		17,200
KS700.34.03	80x14	790-790	K. SÜZME		13,100
KS700.34.04	80x14	675-675	K. SÜZME		11,000
KS700.34.05	80x14	560-560	K. SÜZME		9,000
KS700.34.06	80x14	445-445	K. SÜZME		7,100
KS700.34.07	80x14	330-330	K. SÜZME		5,100
KS700.34.08	80x14	215-215	K. SÜZME		3,100
KS700.34.09	80x15	95-95	K. DÜZ		1,700





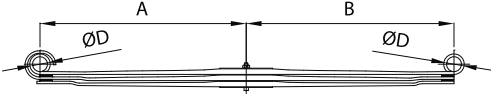


**DiKMEN**  
LEAF SPRINGS CO. LTD.



MAKASLAR / LEAF-SPRING

**OTOKAR**



A : Sağ Mesafe / Right Distance  
 B : Sol Mesafe / Left Distance  
 C : Kavis -Ticari Sınıf / Curve - Commercial Class  
 M : Malzeme Ebatı / Material Dimension  
 D : Burç Ölçüleri / Bush Dimension

**PS800.01.00**

**MAGIRUS 2001 ARKA**  
 MAGIRUS 2001 REAR



Dikmen No	M (mm)	A-B (mm)	C (mm)	Ø D (0x0xmm)	AĞIRLIK Weight(kg)
PS800.01.00	Komple Makas		185	70-61x Ø40xØ16	34,000
PS800.01.01	60x16	710-710	P. BURÇLU		10,100
PS800.01.02	60x16	890-890	P. KIVRIK	39-28x Ø40xØ16	8,100
PS800.01.03	60x16	735-735	P. DÜZ		7,400
PS800.01.04	60x22	600-600	P. DÜZ		7,900

**PS800.02.00**

**MAGIRUS SULTAN ÖN (UZUN)**  
 MAGIRUS SULTAN FRONT (LONG)



Dikmen No	M (mm)	A-B (mm)	C (mm)	Ø D (0x0xmm)	AĞIRLIK Weight(kg)
PS800.02.00	Komple Makas		165	66xØ30xØ22	34,000
PS800.02.01	70x18	785-760	P. BURÇLU		11,920
PS800.02.02	70x18	975-775	P. KIVRIK		10,700
PS800.02.03	70x18	810-775	P. DÜZ		10,000

**PS800.03.00**

**MAGIRUS SULTAN ARKA (UZUN)**  
 MAGIRUS SULTAN REAR (LONG)



Dikmen No	M (mm)	A-B (mm)	C (mm)	Ø D (0x0xmm)	AĞIRLIK Weight(kg)
PS800.03.00	Komple Makas		100	77xØ30xØ25	55,000
PS800.03.01	80x23	900-915	P. BURÇLU		19,100
PS800.03.02	80x23	1108-927	P. KIVRIK		18,000
PS800.03.03	80x23	910-930	P. DÜZ		17,000

**PS800.04.00**

**MAGIRUS SULTAN ARKA KALIN (UZUN)**  
 MAGIRUS SULTAN REAR THICK (LONG)



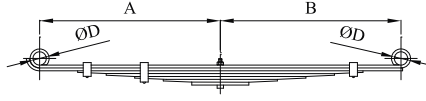
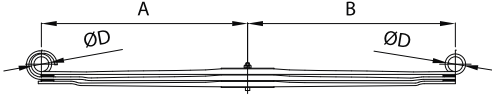
Dikmen No	M (mm)	A-B (mm)	C (mm)	Ø D (0x0xmm)	AĞIRLIK Weight(kg)
PS800.04.00	Komple Makas		145	66xØ30xØ22	39,500
PS800.04.01	70x20	793-765	P. BURÇLU		13,720
PS800.04.02	70x20	982-775	P. KIVRIK		12,400
PS800.04.03	70x20	805-775	P. DÜZ		12,000

**PS800.05.00**

**MAGIRUS SULTAN ÖN (140 S MAXİ COMFORT)**  
 MAGIRUS SULTAN FRONT (140 S MAXİ COMFORT)



Dikmen No	M (mm)	A-B (mm)	C (mm)	Ø D (0x0xmm)	AĞIRLIK Weight(kg)
PS800.05.00	Komple Makas		175	66xØ30xØ22	36,000
PS800.05.01	70x19	820-735	P. BURÇLU		13,560
PS800.05.02	70x18	1005-750	P. KIVRIK		11,000
PS800.05.03	70x18	835-750	P. DÜZ		10,400



A : Sağ Mesafe / Right Distance  
 B : Sol Mesafe / Left Distance  
 C : Kavis -Ticari Sınıf / Curve - Commercial Class  
 M : Malzeme Ebatı / Material Dimension  
 D : Burç Ölçüleri / Bush Dimension

## PS800.06.00

MAGIRUS SULTAN ÖN (160 S MAXİ COMFORT)  
 MAGIRUS SULTAN FRONT (160 S MAXİ COMFORT)



Dikmen No	M (mm)	A-B (mm)	C (mm)	Ø D (0x0xmm)	AĞIRLIK Weight(kg)
PS800.06.00	Komple Makas		175	67xØ30xØ22	36,000
PS800.06.01	70x19	820-735	P. BURÇLU		13,600
PS800.06.02	70x19	1010-745	P. KIVRIK		11,000
PS800.06.03	70x19	830-745	P. DÜZ		10,500

## KS800.02.00

MAGIRUS ÖN  
 MAGIRUS FRONT



Dikmen No	M (mm)	A-B (mm)	C (mm)	Ø D (0x0xmm)	AĞIRLIK Weight(kg)
KS800.02.00	Komple Makas		185	66-60x Ø34xØ18	23,000
KS800.02.01	60x9	545-545	K. BURÇLU		6,200
KS800.02.02	60x9	690-590	K. KIVRIK	42-28x Ø34xØ16	5,240
KS800.02.03	60x9	400-400	K. DÜZ		3,270
KS800.02.04	60x8	324-324	K. DÜZ		2,340
KS800.02.05	60x8	257-257	K. DÜZ		1,890
KS800.02.06	60x8	191-191	K. DÜZ		1,500
KS800.02.07	60x8	121-121	K. DÜZ		1,400

## KS800.02.00.T

MAGIRUS ÖN  
 MAGIRUS FRONT



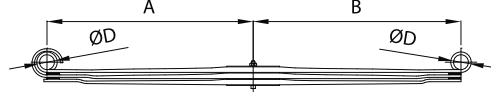
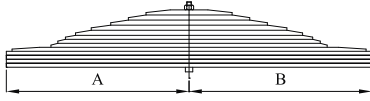
Dikmen No	M (mm)	A-B (mm)	C (mm)	Ø D (0x0xmm)	AĞIRLIK Weight(kg)
KS800.02.00.T	Komple Makas			66-60x Ø34xØ18	28,000
KS800.02.01	60x9	545-545	K. BURÇLU		6,200
KS800.02.02	60x9	690-590	K. KIVRIK	42-28x Ø34xØ16	5,240
KS800.02.03.T	60x9	550-550	K. DÜZ		4,490
KS800.02.03	60x9	400-400	K. DÜZ		3,270
KS800.02.04	60x8	324-324	K. DÜZ		2,340
KS800.02.05	60x8	257-257	K. DÜZ		1,890
KS800.02.06	60x8	191-191	K. DÜZ		1,500
KS800.02.07	60x8	121-121	K. DÜZ		1,400

## KS800.04.00

MAGIRUS ARKA  
 MAGIRUS REAR



Dikmen No	M (mm)	A-B (mm)	C (mm)	Ø D (0x0xmm)	AĞIRLIK Weight(kg)
KS800.04.00	Komple Makas		185	"66-60x Ø34xØ18"	35,000
KS800.04.01	60*9	660-660	K. BURÇLU		7,400
KS800.04.02	60*9	810-710	K. KIVRIK	"42-28x Ø34xØ16"	6,160
KS800.04.03	60*9	572-572	K. DÜZ		4,600
KS800.04.04	60*8	494-494	K. DÜZ		3,580
KS800.04.05	60*8	420-420	K. DÜZ		3,100
KS800.04.06	60*8	342-342	K. DÜZ		2,460
KS800.04.07	60*8	266-266	K. DÜZ		1,940
KS800.04.08	60*8	196-196	K. DÜZ		1,820
KS800.04.09	60*8	129-129	K. DÜZ		1,600




- A : Sağ Mesafe / Right Distance  
 B : Sol Mesafe / Left Distance  
 C : Kavis -Ticari Sınıf / Curve - Commercial Class  
 M : Malzeme Ebatı / Material Dimension  
 D : Burç Ölçüleri / Bush Dimension

**KS800.06.00**
**MAGIRUS 2000 ARKA**  
 MAGIRUS 2000 REAR

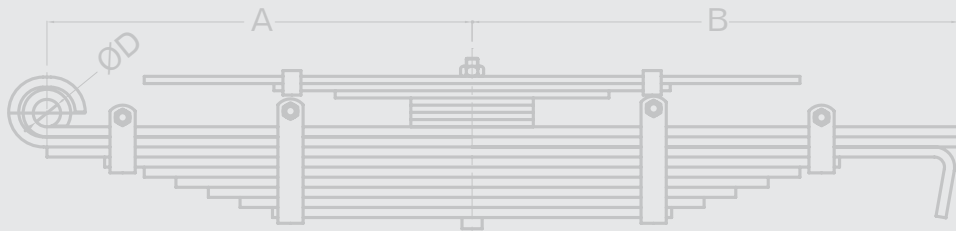
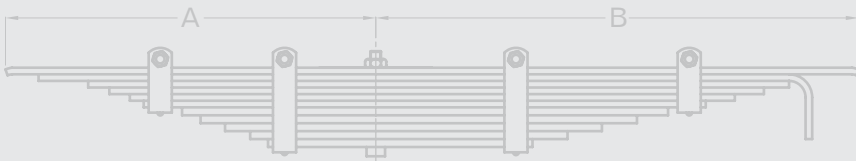
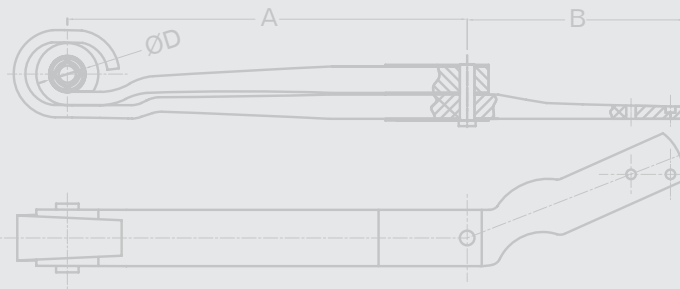
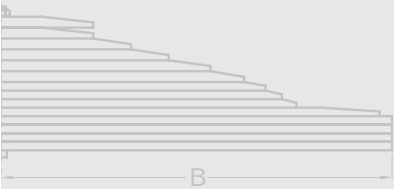
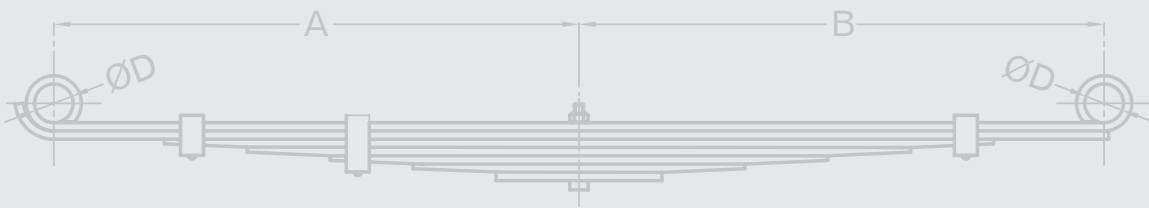

Dikmen No	M (mm)	A-B (mm)	C (mm)	Ø D (0x0xmm)	AĞIRLIK Weight(kg)
KS800.06.00	Komple Makas		175	70-61x Ø40xØ16	29,000
KS800.06.01	60x9	710-710	K. BURÇLU		7,000
KS800.06.02	60x9	805-805	K. KIVRIK	39-28x Ø40xØ16	6,500
KS800.06.03	60x9	735-735	K. DÜZ		6,000
PS800.01.04	60x22	600-600	P. DÜZ		8,400

**KS800.07.00**
**MAGIRUS ARKA**  
 MAGIRUS REAR


Dikmen No	M (mm)	A-B (mm)	C (mm)	Ø D (0x0xmm)	AĞIRLIK Weight(kg)
KS800.07.00	Komple Makas		99		134,500
KS800.07.01	100x22	740-740	K. DÜZ		24,900
KS800.07.02	100x22	740-740	K. DÜZ		24,900
KS800.07.03	100x22	740-740	K. DÜZ		24,900
KS800.07.04	100x22	550-550	K. SÜZME		17,900
KS800.07.05	100x22	460-460	K. SÜZME		14,700
KS800.07.06	100x22	365-365	K. SÜZME		11,600
KS800.07.07	100x22	275-275	K. SÜZME		8,500
KS800.07.08	100x22	180-180	K. SÜZME		5,300
KS800.07.09	100x22	120-120	K. KIVRIK	1,800	

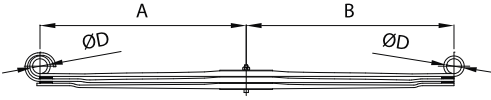


**DiKMEN**  
LEAF SPRINGS CO. LTD.



MAKASLAR / LEAF-SPRING

**SUZUKI**



A : Sağ Mesafe / Right Distance  
 B : Sol Mesafe / Left Distance  
 C : Kavis -Ticari Sınıf / Curve - Commercial Class  
 M : Malzeme Ebatı / Material Dimension  
 D : Burç Ölçüleri / Bush Dimension

**PS900.01.00**
**NPR 3.9 ÖN**  
 NPR 3.9 FRONT


Dikmen No	M (mm)	A-B (mm)	C (mm)	Ø D (0x0xmm)	AĞIRLIK Weight(kg)
PS900.01.00	Komple Makas		120	81xØ42 xØ16	24,000
PS900.01.01	70x15	570-570	P. BURÇLU		8,700
PS900.01.02	70x15	640-575	P. KIVRIK		6,500
PS900.01.03	70x15	575-575	P. DÜZ		6,260

**PS900.05.00**
**NPR 4.8 ARKA**  
 NPR 4.8 REAR


Dikmen No	M (mm)	A-B (mm)	C (mm)	Ø D (0x0xmm)	AĞIRLIK Weight(kg)
PS900.05.00	Komple Makas		110	81xØ42 xØ18	30,200
PS900.05.01	70x19	630-623	P. BURÇLU		10,600
PS900.05.02	70x19	700-630	P. KIVRIK	44-33x Ø40xØ16	8,860
PS900.05.03	70x19	630-625	P. DÜZ		8,500

**PS900.07.00**
**NPR 3.9 ÖN.Y.M.**  
 NPR 3.9 FRONT N.M.

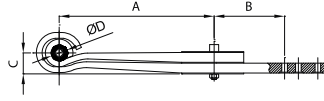
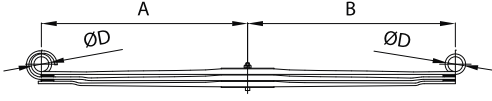

Dikmen No	M (mm)	A-B (mm)	C (mm)	Ø D (0x0xmm)	AĞIRLIK Weight(kg)
PS900.07.00	Komple Makas		90	81xØ42 xØ16	23,400
PS900.07.01	70x15	570-570	P. BURÇLU		9,000
PS900.07.02	70x15	640-575	P. KIVRIK	44-33x Ø40xØ16	6,420
PS900.07.03	70x15	575-575	P. DÜZ		6,200

**PS900.11.00**
**TURKUAZ ÖN**  
 TURKUAZ FRONT


Dikmen No	M (mm)	A-B (mm)	C (mm)	Ø D (0x0xmm)	AĞIRLIK Weight(kg)
PS900.11.00	Komple Makas		115	95-65x Ø50xØ18	46,000
PS900.11.01	80x20	800-800	P. BURÇLU		17,200
PS900.11.02	80x20	1033-818	P. KIVRIK		14,200
PS900.11.03	80x20	815-815	P. DÜZ		13,400

**PS900.12.00**
**NOVO ÖN**  
 NOVO FRONT


Dikmen No	M (mm)	A-B (mm)	C (mm)	Ø D (0x0xmm)	AĞIRLIK Weight(kg)
PS900.12.00	Komple Makas		100	81xØ42xØ18	32,000
PS900.12.01	70x22	850-850	P. KIVRIK		15,200
PS900.12.02	70x22	1090-870	P. KIVRIK	44xØ40xØ16	14,100



- A : Sağ Mesafe / Right Distance  
 B : Sol Mesafe / Left Distance  
 C : Kavis -Ticari Sınıf / Curve - Commercial Class  
 M : Malzeme Ebatı / Material Dimension  
 D : Burç Ölçüleri / Bush Dimension

## PS900.13.00

NOVO ARKA  
NOVO REAR



Dikmen No	M (mm)	A-B (mm)	C (mm)	Ø D (0x0xmm)	AĞIRLIK Weight(kg)
PS900.13.00	Komple Makas		105	81xØ42xØ18	51,000
PS900.13.01	70x25	847-847	P. BURÇLU		18,300
PS900.13.02	70x25	990-870	P. KIVRIK		15,200
PS900.13.03	70x25	870-870	P. DÜZ		14,500

## PS900.17.00

NOVO LUX ARKA  
NOVO LUX REAR



Dikmen No	M (mm)	A-B (mm)	C (mm)	Ø D (0x0xmm)	AĞIRLIK Weight(kg)
PS900.17.00	Komple Makas		105	95x65xØ50xØ18	42,500
PS900.17.01	80x21	850-850	P. BURÇLU		18,400
PS900.17.02	80x21	1085-870	P. KIVRIK		15,460
PS900.17.03	80x39	70-70	DÜZ		3,800
PS900.17.04	80x39	70-70	DÜZ	3,800	

## PS900.04.00

TURKUAZ ARKA  
TURKUAZ REAR



Dikmen No	M (mm)	A-B (mm)	C (mm)	Ø D (0x0xmm)	AĞIRLIK Weight(kg)
PS900.04.00	Komple Makas		60	38,5x31-45 x32x80-24	32,000
PS900.04.01	70x36	675-413	P. BURÇLU		17,300
PS900.04.02	70x36	875-100	P. KIVRIK		11,400

## KS900.01.00

NKR 2,8 ÖN  
NKR 2,8 FRONT




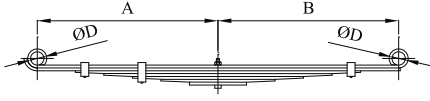
Dikmen No	M (mm)	A-B (mm)	C (mm)	Ø D (0x0xmm)	AĞIRLIK Weight(kg)
KS900.01.00	Komple Makas		90	Ø22xØ43 x38-29	21,000
KS900.01.01	60x8	570-570	K. BURÇLU		6,100
KS900.01.02	60x8	630-575	K. KIVRIK		4,320
KS900.01.03	60x9	460-460	K. SÜZME		3,660
KS900.01.04	60x9	360-360	K. SÜZME		2,860
KS900.01.05	60x9	260-260	K. SÜZME		2,020
KS900.01.06	60x9	160-160	K. SÜZME	1,200	

## KS900.02.00

NKR 2,8 ARKA  
NKR 2,8 REAR



Dikmen No	M (mm)	A-B (mm)	C (mm)	Ø D (0x0xmm)	AĞIRLIK Weight(kg)
KS900.02.00	Komple Makas		115	Ø22xØ43 x38-29	32,000
KS900.02.01	70x10	600-600	K. BURÇLU		9,000
KS900.02.02	70x11	664-606	K. KIVRIK		7,220
KS900.02.03	70x11	470-470	K. SÜZME		5,230
KS900.02.04	70x16	380-380	K. SÜZME		6,000
KS900.02.05	70x16	240-240	K. SÜZME	3,200	



- A : Sağ Mesafe / Right Distance  
 B : Sol Mesafe / Left Distance  
 C : Kavis -Ticari Sınıf / Curve - Commercial Class  
 M : Malzeme Ebatı / Material Dimension  
 D : Burç Ölçüleri / Bush Dimension

**KS900.03.00**
**NPR 3,9 ÖN**  
 NPR 3,9 FRONT


Dikmen No	M (mm)	A-B (mm)	C (mm)	Ø D (0x0xmm)	AĞIRLIK Weight(kg)
KS900.03.00	Komple Makas			Ø16xØ42 x81-72	26,300
KS900.03.01	70x9	570-570	K. BURÇLU		7,400
KS900.03.02	70x9	630-575	K. KIVRIK		5,650
KS900.03.03	70x9	450-450	K. SÜZME		4,160
KS900.03.04	70x9	360-360	K. SÜZME		3,280
KS900.03.05	70x9	270-270	K. SÜZME		2,360
KS900.03.06	70x9	180-180	K. SÜZME		1,540
KS900.03.07	70x9	90-90	K. DÜZ		0,890

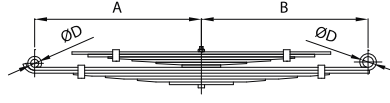
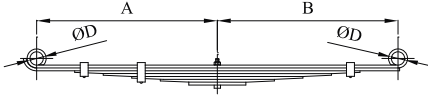
**KS900.03.00.T**
**NPR 3,9 ÖN**  
 NPR 3,9 FRONT


Dikmen No	M (mm)	A-B (mm)	C (mm)	Ø D (0x0xmm)	AĞIRLIK Weight(kg)
KS900.03.00.T	Komple Makas			Ø16xØ42 x81-72	30,000
KS900.03.01	70x9	570-570	K. BURÇLU		7,400
KS900.03.02	70x9	630-575	K. KIVRIK		5,650
KS900.03.03.T	70x9	500-520	K. SÜZME		4,700
KS900.03.03	70x9	450-450	K. SÜZME		4,160
KS900.03.04	70x9	360-360	K. SÜZME		3,280
KS900.03.05	70x9	270-270	K. SÜZME		2,360
KS900.03.06	70x9	180-180	K. SÜZME		1,540
KS900.03.07	70x9	90-90	K. DÜZ		0,890

**KS900.04.00**
**NPR 3,9 ARKA**  
 NPR 3,9 REAR


Dikmen No	M (mm)	A-B (mm)	C (mm)	Ø D (0x0xmm)	AĞIRLIK Weight(kg)
KS900.04.00	Komple Makas			70xØ30x Ø25,30	49,200
KS900.05.01	70x10	485-485	K. DÜZ		4,700
KS900.05.02	70x10	425-425	K. DÜZ		4,590
KS900.05.03	70x10	350-350	K. DÜZ		3,520
KS900.05.04	70x10	260-260	K. DÜZ		2,600
KS900.05.05	70x10	170-170	K. DÜZ		1,600
KS900.05.06	70x9	73-73	K. DÜZ		0,700
KS900.04.01	70x11	625-625	K. BURÇLU	Ø16xØ40 x44-33	9,700
KS900.04.02	70x11	685-630	K. KIVRIK		7,490
KS900.04.03	70x11	480-480	K. SÜZME		5,420
KS900.04.04	70x11	360-360	K. SÜZME		4,000
KS900.04.05	70x11	240-240	K. SÜZME		2,630
KS900.04.06	70x10	120-120	K. DÜZ		1,290





- A : Sağ Mesafe / Right Distance
- B : Sol Mesafe / Left Distance
- C : Kavis -Ticari Sınıf / Curve - Commercial Class
- M : Malzeme Ebati / Material Dimension
- D : Burç Ölçüleri / Bush Dimension

## KS900.04.00.T

NPR 3,9 ARKA  
NPR 3,9 REAR



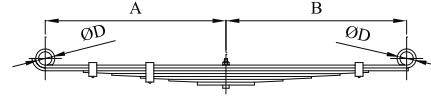
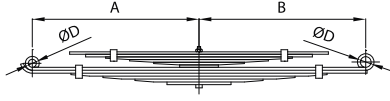
Dikmen No	M (mm)	A-B (mm)	C (mm)	Ø D (0x0xmm)	AĞIRLIK Weight(kg)
KS900.04.00.T	Komple Makas		136 / 52		56,400
KS900.05.01	70x10	485-485	K. DÜZ		4,700
KS900.05.02	70x10	425-425	K. DÜZ		4,590
KS900.05.03	70x10	350-350	K. DÜZ		3,520
KS900.05.04	70x10	260-260	K. DÜZ		2,600
KS900.05.05	70x10	170-170	K. DÜZ		1,600
KS900.05.06	70x9	73-73	K. DÜZ	70xØ30x Ø25,30	0,700
KS900.04.01	70x11	625-625	K. BURÇLU		9,700
KS900.04.02	70x11	685-630	K. KIVRIK	Ø16xØ40 x44-33	7,490
KS900.04.03.T	70x11	610-610	K. SÜZME		6,840
KS900.04.03	70x11	480-480	K. SÜZME		5,420
KS900.04.04	70x11	360-360	K. SÜZME		4,000
KS900.04.05	70x11	240-240	K. SÜZME		2,630
KS900.04.06	70x10	120-120	K. DÜZ		1,290

## KS900.06.00

NPR 4.8 ŞAMPİYON ÖN  
NPR 4.8 ŞAMPİYON FRONT



Dikmen No	M (mm)	A-B (mm)	C (mm)	Ø D (0x0xmm)	AĞIRLIK Weight(kg)
KS900.06.00	Komple Makas		90		26,500
KS900.06.01	70x9	570-570	K. BURÇLU	Ø18xØ42 x81-72	7,800
KS900.06.02	70x9	630-575	K. KIVRIK	Ø16xØ40 x44-33	5,510
KS900.06.03	70x9	444-444	K. SÜZME		4,140
KS900.06.04	70x9	365-365	K. SÜZME		3,320
KS900.06.05	70x9	285-285	K. SÜZME		2,590
KS900.06.06	70x9	205-205	K. SÜZME		1,790
KS900.06.07	70x9	120-125	K. SÜZME		0,900



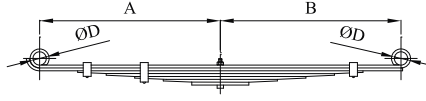
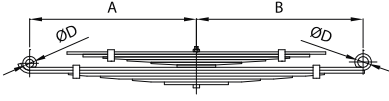
- A : Sağ Mesafe / Right Distance  
 B : Sol Mesafe / Left Distance  
 C : Kavış - Ticari Sınıf / Curve - Commercial Class  
 M : Malzeme Ebatı / Material Dimension  
 D : Burç Ölçüleri / Bush Dimension

**KS900.07.00**
**NPR 4.8 ŞAMPİYON ARKA**  
 NPR 4.8 ŞAMPİYON REAR


Dikmen No	M (mm)	A-B (mm)	C (mm)	Ø D (0x0xmm)	AĞIRLIK Weight(kg)
KS900.07.00	Komple Makas		120 / 0		69,000
KS900.08.01	70x9	485-485	K. DÜZ		4,760
KS900.08.02	70x9	425-425	K. DÜZ		4,140
KS900.08.03	70x9	330-330	K. DÜZ		3,160
KS900.08.04	70x9	280-280	K. DÜZ		2,600
KS900.08.05	70x9	230-230	K. DÜZ		2,240
KS900.08.06	70x9	180-180	K. DÜZ		1,750
KS900.08.07	70x9	130-130	K. DÜZ		1,000
KS900.08.08	70x10	38-38	K. DÜZ		0,400
KS900.08.09	70x10	38-38	K. DÜZ	Ø18xØ42 x81-72	0,400
KS900.07.01	70x11	625-625	K. BURÇLU		9,800
KS900.07.02	70x10	690-630	K. KIVRIK	Ø16xØ40 x44-33	7,470
KS900.07.03	70x10	515-515	K. DÜZ		5,650
KS900.07.04	70x10	455-455	K. DÜZ		4,920
KS900.07.05	70x10	425-425	K. DÜZ		4,480
KS900.07.06	70x10	390-390	K. DÜZ		4,100
KS900.07.07	70x10	340-340	K. DÜZ		3,690
KS900.07.08	70x10	290-290	K. DÜZ		3,100
KS900.07.09	70x10	240-240	K. DÜZ		2,560
KS900.07.10	70x10	190-190	K. DÜZ		2,040

**KS900.09.00**
**NORM ÖN**  
 NORM FRONT


Dikmen No	M (mm)	A-B (mm)	C (mm)	Ø D (0x0xmm)	AĞIRLIK Weight(kg)
KS900.09.00	Komple Makas		105		35,000
KS900.09.01	70x10	650-650	K. KIVRIK		8,500
KS900.09.02	70x11	710-650	K. KIVRIK		7,140
KS900.09.03	70x11	500-500	K. DÜZ		5,800
KS900.09.04	70x11	410-410	K. DÜZ		4,700
KS900.09.05	70x11	320-320	K. DÜZ		3,500
KS900.09.06	70x11	230-230	K. DÜZ		2,600
KS900.09.07	70x11	140-140	K. DÜZ		1,600



- A : Sağ Mesafe / Right Distance  
 B : Sol Mesafe / Left Distance  
 C : Kavis -Ticari Sınıf / Curve - Commercial Class  
 M : Malzeme Ebati / Material Dimension  
 D : Burç Ölçüleri / Bush Dimension

## KS900.10.00

NORM ARKA  
 NORM REAR



Dikmen No	M (mm)	A-B (mm)	C (mm)	Ø D (0x0xmm)	AĞIRLIK Weight(kg)
KS900.10.00	Komple Makas		120/50		64,000
KS900.10.01.M	70x10	485-485	K. DÜZ		5,300
KS900.10.02.M	70x10	425-425	K. DÜZ		4,600
KS900.10.03.M	70x10	330-330	K. DÜZ		3,600
KS900.10.04.M	70x10	275-275	K. DÜZ		2,800
KS900.10.05.M	70x10	205-205	K. DÜZ		2,000
KS900.10.06.M	70x10	100-100	K. DÜZ		0,900
KS900.10.01	70x12	675-675	K. KIVRIK		10,480
KS900.10.02	70x13	747-680	K. KIVRIK		9,800
KS900.10.03	70x12	540-540	K. SÜZME		6,800
KS900.10.04	70x12	450-450	K. SÜZME		5,600
KS900.10.05	70x12	360-360	K. SÜZME		4,500
KS900.10.06	70x12	270-270	K. SÜZME		3,300
KS900.10.07	70x12	180-180	K. SÜZME		2,300

## KS900.11.00

NORM İLAVE DİNGİL  
 NORM ADDITIONAL AXLE



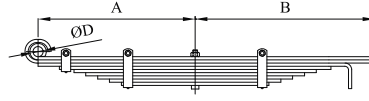
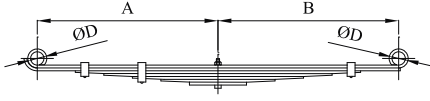
Dikmen No	M (mm)	A-B (mm)	C (mm)	Ø D (0x0xmm)	AĞIRLIK Weight(kg)
KS900.11.00	Komple Makas		100		25,000
KS900.11.01	70x8	405-675	K. KIVRIK		5,570
KS900.11.02	70x8	465-680	K. KIVRIK		4,790
KS900.11.03	70x8	335-580	K. SÜZME		3,740
KS900.11.04	70x8	280-495	K. SÜZME		3,180
KS900.11.05	70x8	210-405	K. SÜZME		2,500
KS900.11.06	70x8	140-330	K. SÜZME		1,600
KS900.11.07	70x8	140-220	K. SÜZME		1,000

## KS900.51.00

D'MAX ARKA  
 NORM ADDITIONAL AXLE



Dikmen No	M (mm)	A-B (mm)	C (mm)	Ø D (0x0xmm)	AĞIRLIK Weight(kg)
KS900.51.00	Komple Makas		170	d16xD40 x35x28	26,000
KS900.51.01	60x7	600-600	K. BURÇLU		4,600
KS900.51.02	60x7	640-605	K. KIVRIK	d18xD32 x38x29	3,920
KS900.51.03	60x7	510-510	K. SÜZME		3,180
KS900.51.04	60x7	470-470	K. SÜZME		2,700
KS900.51.05	60x11	390-390	K. SÜZME		3,900
KS900.51.06	60x11	270-270	K. SÜZME		2,730
KS900.51.07	60x11	180-180	K. SÜZME		1,800




- A : Sağ Mesafe / Right Distance  
 B : Sol Mesafe / Left Distance  
 C : Kavis -Ticari Sınıf / Curve - Commercial Class  
 M : Malzeme Ebatı / Material Dimension  
 D : Burç Ölçüleri / Bush Dimension

**KS900.45.00**
**NQR ARKA**  
 NQR REAR

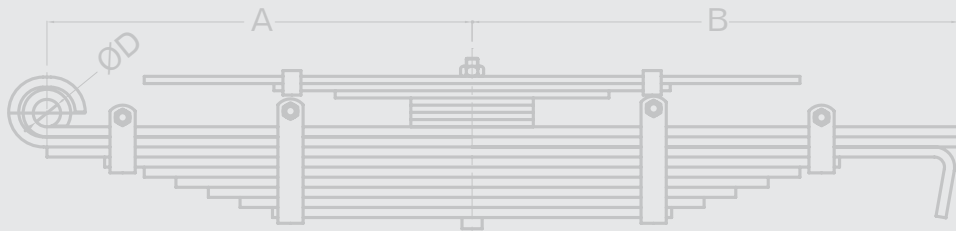
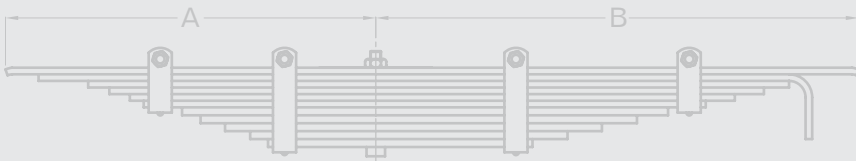
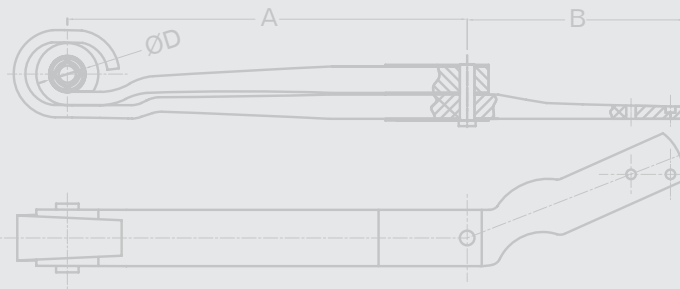
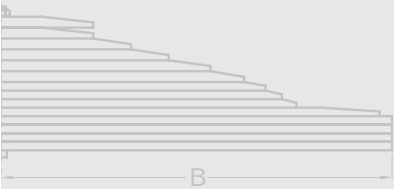
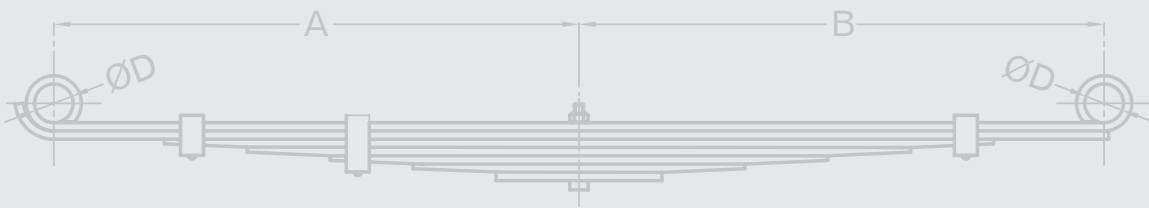

Dikmen No	M (mm)	A-B (mm)	C (mm)	Ø D (0x0xmm)	AĞIRLIK Weight(kg)
KS900.45.00	Komple Makas		60	81xØ42xØ18	
KS900.45.01	70x9	675-450	K. BURÇLU		6,700
KS900.45.02	70x9	740-450	K. KIVRIK		5,500
KS900.45.03	70x10	585-450	K. SÜZME		5,480
KS900.45.04	70x10	490-320	K. SÜZME		4,160
KS900.45.05	70x10	400-230	K. SÜZME		3,200

**KS900.16.00**
**LO ARKA (ÇİFT ÇEKER)**  
 LO REAR


Dikmen No	M (mm)	A-B (mm)	C (mm)	Ø D (0x0xmm)	AĞIRLIK Weight(kg)
KS900.16.00	Komple Makas		112	Ø42	27,000
KS900.16.01	70x12	610-590	K. KIVRIK		9,540
KS900.16.02	70x12	680-600	K. KIVRIK		7,940
KS900.16.K	70x18	450-450	K. SÜZME		7,690

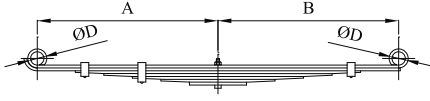


**DiKMEN**  
LEAF SPRINGS CO. LTD.



MAKASLAR / LEAF-SPRING

HYUNDAI



A : Sağ Mesafe / Right Distance  
 B : Sol Mesafe / Left Distance  
 C : Kavış -Ticari Sınıf / Curve - Commercial Class  
 M : Malzeme Ebatı / Material Dimension  
 D : Burç Ölçüleri / Bush Dimension

**KS900.19.00**
**KAMYONET ARKA 6'LI**  
 KAMYONET REAR 6'LI


Dikmen No	M (mm)	A-B (mm)	C (mm)	Ø D (0x0xmm)	AĞIRLIK Weight(kg)
KS900.19.00	Komple Makas		140		
KS900.19.01	60x8	520-685	K. KIVRIK		5,100
KS900.19.02.T	60x8	570-735	K. KIVRIK		4,880
KS900.19.02	60x8	525-695	K. DÜZ		4,500

**KS900.18.00**
**H 100 MİNÜBÜS ARKA (GÖBEKLİ)**  
 H 100 MINIBUS REAR


Dikmen No	M (mm)	A-B (mm)	C (mm)	Ø D (0x0xmm)	AĞIRLIK Weight(kg)
KS900.18.00	Komple Makas		135		22,000
KS900.18.01.I	70x8	515-685	K. BURÇLU	Ø14xØ55 x80x70	7,240
KS900.18.02	70x7	525-695	K. DÜZ	Ø16xØ28 x42x38	4,500
KS900.18.03	70x8	400-530	K. DÜZ		4,000
KS900.18.04	70x14	320-430	K. SÜZME		5,250

**KS900.20.00**
**H 100 MİNÜBÜS ARKA (GÖBEKSİZ)**  
 H 100 MINIBUS REAR

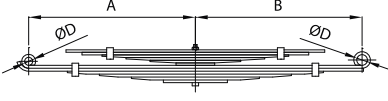

Dikmen No	M (mm)	A-B (mm)	C (mm)	Ø D (0x0xmm)	AĞIRLIK Weight(kg)
KS900.20.00	Komple Makas		135		22,000
KS900.20.01	70x8	515-685	K. BURÇLU	Ø14xØ55 x80x70	7,240
KS900.20.02	70x7	525-695	K. DÜZ	Ø16xØ28 x42x38	4,500
KS900.20.03	70x8	400-530	K. DÜZ		4,000
KS900.20.04	70x14	320-430	K. SÜZME		5,250

**KS900.21.00**
**STAREX ARKA**  
 STAREX REAR


Dikmen No	M (mm)	A-B (mm)	C (mm)	Ø D (0x0xmm)	AĞIRLIK Weight(kg)
KS900.21.00	Komple Makas		135		24,500
KS900.21.01	70x9	515-685	K. BURÇLU	Ø16xØ55 x80x70	8,000
KS900.21.02	70x9	525-695	K. DÜZ	Ø16xØ28 x42x38	5,800
KS900.21.03	70x9	425-535	K. DÜZ		4,520
KS900.21.04	70x14	320-430	K. SÜZME		5,250

**KS900.62.00**
**HD 72 ÖN**  
 HD 72 FRONT


Dikmen No	M (mm)	A-B (mm)	C (mm)	Ø D (0x0xmm)	AĞIRLIK Weight(kg)
KS900.62.00	Komple Makas		90		29,000
KS900.62.01	70x11	600-600	K. KIVRIK		8,600
KS900.62.02	70x11	670-600	K. KIVRIK		7,100
KS900.62.03	70x10	485-485	K. SÜZME		5,200
KS900.62.04	70x10	345-345	K. SÜZME		3,700
KS900.62.05	70x11	220-220	K. SÜZME		2,500
KS900.62.06	70x5	55-55	SAC		0,400



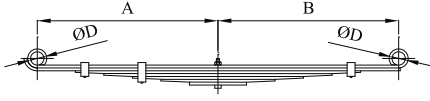
- A : Sağ Mesafe / Right Distance
- B : Sol Mesafe / Left Distance
- C : Kavis -Ticari Sınıf / Curve - Commercial Class
- M : Malzeme Ebatı / Material Dimension
- D : Burç Ölçüleri / Bush Dimension

**KS900.64.00**

**HD 72 ARKA**  
HD 72 REAR



Dikmen No	M (mm)	A-B (mm)	C (mm)	Ø D (0x0xmm)	AĞIRLIK Weight(kg)
KS900.64.00	Komple Makas		90/60		52,000
KS900.64.M01	70x12	495-495	P. DÜZ		6,200
KS900.64.M02	70x12	495-495	P. DÜZ		6,200
KS900.64.M03	70x11	460-460	P. DÜZ		5,300
KS900.64.M04	70x10	70-70	K. DÜZ		0,750
KS900.64.01	70x10	625-625	K. BURÇLU	69xØ34x Ø27,80	8,250
KS900.64.02	70x11	683-625	K. KIVRIK		7,800
KS900.64.03	70x11	515-515	K. DÜZ		5,750
KS900.64.04	70x11	405-405	K. DÜZ		4,550
KS900.64.05	70x11	320-320	K. DÜZ		3,300
KS900.64.06	70x11	240-240	K. DÜZ		2,000



A : Sağ Mesafe / Right Distance  
 B : Sol Mesafe / Left Distance  
 C : Kavis -Ticari Sınıf / Curve - Commercial Class  
 M : Malzeme Ebatı / Material Dimension  
 D : Burç Ölçüleri / Bush Dimension

**KS900.22.00**
**BESTA ARKA**  
 BESTA REAR


Dikmen No	M (mm)	A-B (mm)	C (mm)	Ø D (0x0xmm)	AĞIRLIK Weight(kg)
KS900.22.00	Komple Makas		155	Ø32-Ø40	
KS900.22.01	60x8	650-550	K. KIVRIK		5,300
KS900.22.02	60x8	600-500	K. SÜZME		3,900

**KS900.23.00**
**CERES ÖN**  
 CERES FRONT


Dikmen No	M (mm)	A-B (mm)	C (mm)	Ø D (0x0xmm)	AĞIRLIK Weight(kg)
KS900.23.00	Komple Makas		95	Ø17xØ33 x37-29	17,500
KS900.23.01	60x10	600-600	K. KIVRIK		7,200
KS900.23.02.S	60x10	470-470	K. SÜZME		4,000
KS900.23.03	60x10	350-350	K. SÜZME		2,900
KS900.23.04	60x10	220-220	K. SÜZME		1,800

**KS900.24.00**
**CERES ARKA**  
 CERES REAR


Dikmen No	M (mm)	A-B (mm)	C (mm)	Ø D (0x0xmm)	AĞIRLIK Weight(kg)
KS900.24.00	Komple Makas		135		
KS900.24.01	60x10	660-540	K. KIVRIK		6,500
KS900.24.02	60x10	660-540	K. DÜZ		5,300
KS900.24.03	60x10	600-480	K. DÜZ		4,580

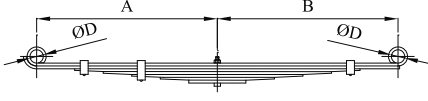
**KS900.25.00**
**KOBRA ÖN**  
 COBRA FRONT


Dikmen No	M (mm)	A-B (mm)	C (mm)	Ø D (0x0xmm)	AĞIRLIK Weight(kg)
KS900.25.00	Komple Makas		130		
KS900.25.01	70x7	550-550	K. KIVRIK		5,000
KS900.25.02	70x8	605-555	K. KIVRIK		4,700

**KS900.26.00**
**KOBRA ARKA**  
 COBRA REAR


Dikmen No	M (mm)	A-B (mm)	C (mm)	Ø D (0x0xmm)	AĞIRLIK Weight(kg)
KS900.26.00	Komple Makas		90		
KS900.26.01	70x10	600-600	K. KIVRIK		7,500
KS900.26.02	70x10	665-600	K. KIVRIK		6,500





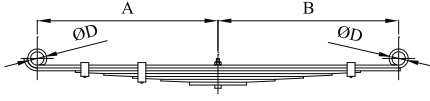
- A : Sağ Mesafe / Right Distance
- B : Sol Mesafe / Left Distance
- C : Kavis -Ticari Sınıf / Curve - Commercial Class
- M : Malzeme Ebatı / Material Dimension
- D : Burç Ölçüleri / Bush Dimension

**KS900.28.00**

MINÜBÜS ARKA  
MINIBUS REAR



Dikmen No	M (mm)	A-B (mm)	C (mm)	Ø D (0x0xmm)	AĞIRLIK Weight(kg)
KS900.28.00	Komple Makas		165	Ø20xØ40-39x31	14,500
KS900.28.01	60x8	550-650	K. BURÇLU		6,000
KS900.28.02	60x8	510-630	K. DÜZ	Ø17xØ32-38x31	4,190
KS900.28.03	60x8	420-530	K. DÜZ		3,500



A : Sağ Mesafe / Right Distance  
 B : Sol Mesafe / Left Distance  
 C : Kavis -Ticari Sınıf / Curve - Commercial Class  
 M : Malzeme Ebatı / Material Dimension  
 D : Burç Ölçüleri / Bush Dimension

**KS900.29.00**
**PICK-UP ÖN**  
 PICK-UP FRONT


Dikmen No	M (mm)	A-B (mm)	C (mm)	Ø D (0x0xmm)	AĞIRLIK Weight(kg)
KS900.29.00	Komple Makas		90	Ø17xØ29-37-30	19,000
KS900.29.01	60x7	575-575	K. BURÇLU		4,500
KS900.29.02	60x7	705-630	K. KIVRIK		4,000
KS900.29.03	60x7	405-580	K. DÜZ		3,080
KS900.29.04	60x7	295-570	K. DÜZ		2,800
KS900.29.05	60x7	220-545	K. DÜZ		2,560

**KS900.30.00**
**PICK-UP ARKA**  
 PICK-UP REAR


Dikmen No	M (mm)	A-B (mm)	C (mm)	Ø D (0x0xmm)	AĞIRLIK Weight(kg)
KS900.30.00	Komple Makas		155	Ø17xØ29-37-30	24,500
KS900.30.01	60x7	520-680	K. BURÇLU		4,600
KS900.30.02	60x7	653-742	K. KIVRIK		4,300
KS900.30.03	60x7	472-628	K. DÜZ		3,500
KS900.30.04	60x7	420-540	K. DÜZ		3,000
KS900.30.05	60x10	370-450	K. SÜZME		3,500
KS900.30.06	60x10	240-310	K. SÜZME		2,300
KS900.30.07	60x10	140-140	K. SÜZME	1,340	

**KS900.52.00**
**PICK-UP ARKA**  
 PICK-UP REAR

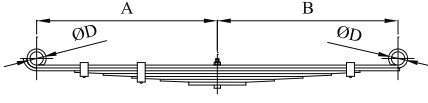

Dikmen No	M (mm)	A-B (mm)	C (mm)	Ø D (0x0xmm)	AĞIRLIK Weight(kg)
KS900.52.00	Komple Makas		140	Ø40xØ16 x41-30	6,200
KS900.52.01	60x8	605-690	K. BURÇLU		
KS900.52.02	60x8	680-620	K. KIVRIK		
				Ø17xØ29-37-30	4,700

**KS900.55.00**
**PICK-UP ARKA**  
 PICK-UP REAR


Dikmen No	M (mm)	A-B (mm)	C (mm)	Ø D (0x0xmm)	AĞIRLIK Weight(kg)
KS900.55.00	Komple Makas		130	Ø40xØ16 x41-30	6,200
KS900.55.01	60x8	610-690	K. BURÇLU		
KS900.55.02	60x8	680-610	K. KIVRIK	Ø17xØ29-37-30	4,500

**KS900.31.00**
**HEILUX ARKA**  
 HEILUX REAR


Dikmen No	M (mm)	A-B (mm)	C (mm)	Ø D (0x0xmm)	AĞIRLIK Weight(kg)
KS900.31.00	Komple Makas		175	Ø17xØ29-37-30	5,200
KS900.31.01	60x7	530-670	K. BURÇLU		
KS900.31.02	60x7	580-620	K. KIVRIK		



- A : Sağ Mesafe / Right Distance  
 B : Sol Mesafe / Left Distance  
 C : Kavis -Ticari Sınıf / Curve - Commercial Class  
 M : Malzeme Ebatı / Material Dimension  
 D : Burç Ölçüleri / Bush Dimension

**PS900.08.00**

4x4 ARKA  
4x4 REAR



Dikmen No	M (mm)	A-B (mm)	C (mm)	Ø D (0x0xmm)	AĞIRLIK Weight(kg)
PS900.08.00	Komple Makas		200		
PS900.08.01	60x11	695-655	P. KIVRIK		6,800

**KS900.32.00**

ARKA E.M.  
REAR O.M.



Dikmen No	M (mm)	A-B (mm)	C (mm)	Ø D (0x0xmm)	AĞIRLIK Weight(kg)
KS900.32.00	Komple Makas		145		
KS900.32.01	60x8	600-600	K. KIVRIK		5,300
KS900.32.02	60x7	570-570	K. DÜZ		3,600

**KS900.48.00**

ARKA Y.M.  
REAR N.M.



Dikmen No	M (mm)	A-B (mm)	C (mm)	Ø D (0x0xmm)	AĞIRLIK Weight(kg)
KS900.48.00	Komple Makas		120		
KS900.48.01	60x9	695-650	K. KIVRIK		6,700

**KS900.53.00**

ARKA (UZUN TİP)  
REAR (LONG TYPE)



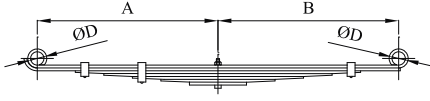
Dikmen No	M (mm)	A-B (mm)	C (mm)	Ø D (0x0xmm)	AĞIRLIK Weight(kg)
KS900.53.00	Komple Makas		75		
KS900.53.01	60x8	565-633	K. KIVRIK		5,200

**KS900.60.00**

NAVARA ARKA  
NAVARA REAR



Dikmen No	M (mm)	A-B (mm)	C (mm)	Ø D (0x0xmm)	AĞIRLIK Weight(kg)
KS900.60.00	Komple Makas		130		
KS900.60.01	60x8	730-665	K. KIVRIK		6,000




- A : Sağ Mesafe / Right Distance  
 B : Sol Mesafe / Left Distance  
 C : Kavis -Ticari Sınıf / Curve - Commercial Class  
 M : Malzeme Ebatı / Material Dimension  
 D : Burç Ölçüleri / Bush Dimension

**KS900.33.00**
**ÖN**  
 FRONT

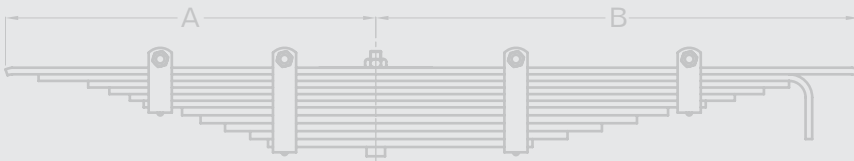
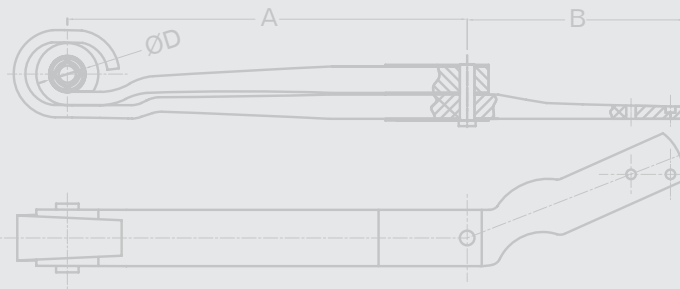
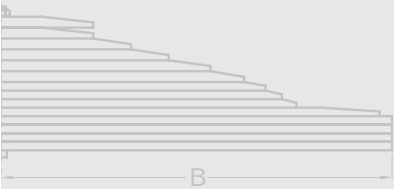
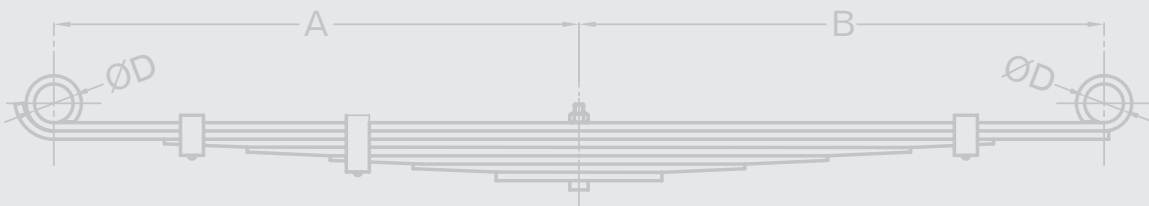

Dikmen No	M (mm)	A-B (mm)	C (mm)	Ø D (0x0xmm)	AĞIRLIK Weight(kg)
KS900.33.00	Komple Makas		85	Ø40xØ12-64-50	3,900
KS900.33.01	50x7	475-465	K. BURÇLU		
				Ø30xØ13-30-25	

**KS900.35.00**
**ARKA**  
 REAR


Dikmen No	M (mm)	A-B (mm)	C (mm)	Ø D (0x0xmm)	AĞIRLIK Weight(kg)
KS900.35.00	Komple Makas		160	Ø46xØ12-64-50	10,000
KS900.35.01	50x7	500-490	K. BURÇLU		4,100
KS900.35.02	50x7	565-540	K. KIVRIK	Ø30xØ13-30-25	2,940
KS900.35.03	50x7	400-380	K. DÜZ		2,000

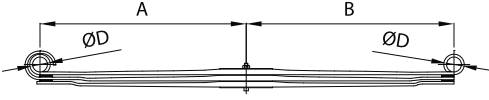


**DiKMEN**  
LEAF SPRINGS CO. LTD.



MAKASLAR / LEAF-SPRING

**MITSUBISHI**



- A : Sağ Mesafe / Right Distance  
 B : Sol Mesafe / Left Distance  
 C : Kavış -Ticari Sınıf / Curve - Commercial Class  
 M : Malzeme Ebatı / Material Dimension  
 D : Burç Ölçüleri / Bush Dimension

**PS900.02.00**
**CANTER ÖN**  
 CANTER FRONT


Dikmen No	M (mm)	A-B (mm)	C (mm)	Ø D (0x0xmm)	AĞIRLIK Weight(kg)
PS900.02.00	Komple Makas		90	46xØ43,5 xØ22	25,000
PS900.02.01	70x15	600-600	P. BURÇLU		8,750
PS900.02.02	70x15	675-610	P. KIVRIK		7,200
PS900.02.03	70x15	610-610	P. DÜZ		6,700

**PS900.09.00**
**POWERBUS ÖN**  
 POWERBUS FRONT


Dikmen No	M (mm)	A-B (mm)	C (mm)	Ø D (0x0xmm)	AĞIRLIK Weight(kg)
PS900.09.00	Komple Makas		20	46xØ43,5 xØ22	20,000
PS900.09.01	70x17	602-602	P. BURÇLU		10,100
PS900.09.02	70x17	830-615	P. KIVRIK		8,500

**PS900.10.00**
**POWERBUS ÖN**  
 POWERBUS FRONT

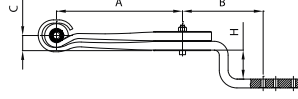
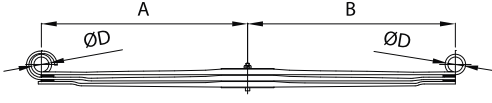

Dikmen No	M (mm)	A-B (mm)	C (mm)	Ø D (0x0xmm)	AĞIRLIK Weight(kg)
PS900.10.00	Komple Makas		20	46xØ43,5 xØ22	16,000
PS900.10.01	76x22	800-800	P. BURÇLU		

**PS900.14.00**
**PRESTİJ ARKA (OTOBÜS)**  
 PRESTİJ REAR (BUS)


Dikmen No	M (mm)	A-B (mm)	C (mm)	Ø D (0x0xmm)	AĞIRLIK Weight(kg)
PS900.14.00	Komple Makas		115	68xØ34 xØ28,40	33,000
PS900.14.01	70x19	625-625	P. BURÇLU		11,500
PS900.14.02	70x19	635-635	P. DÜZ		8,600
PS900.14.03	70x19	750-635	P. KIVRIK		9,000

**PS900.15.00**
**PRESTİJ ÖN (OTOBÜS)**  
 PRESTİJ FRONT (BUS)


Dikmen No	M (mm)	A-B (mm)	C (mm)	Ø D (0x0xmm)	AĞIRLIK Weight(kg)
PS900.15.00	Komple Makas		95	75-Ø43x Ø22.10	22,000
PS900.15.01	70x19	600-600	P. BURÇLU		12,300
PS900.15.02	70x19	705-615	P. KIVRIK		8,500



A : Sağ Mesafe / Right Distance  
 B : Sol Mesafe / Left Distance  
 C : Kavis -Ticari Sınıf / Curve - Commercial Class  
 M : Malzeme Ebati / Material Dimension  
 D : Burç Ölçüleri / Bush Dimension

## PS900.06.00

POWERBUS Z MAKAS  
 POWERBUS Z SPRING



Dikmen No	M (mm)	A-B (mm)	C (mm)	Ø D (0x0xmm)	AĞIRLIK Weight(kg)
PS900.06.00	Komple Makas		75/185	71xØ57xØ28	26,200
PS900.06.01	70x40	623-305	P. BURÇLU		26,200

## PS900.03.00

Z MAKAS  
 Z SPRING



Dikmen No	M (mm)	A-B (mm)	C (mm)	Ø D (0x0xmm)	AĞIRLIK Weight(kg)
PS900.03.00	Komple Makas		60/155	72xØ57xØ30	35,500
PS900.03.01	70x40	500-140	P. BURÇLU		13,000
PS900.03.02	70x40	750-320	P. KIVRIK		22,000

## KS900.36.00

L 200 ARKA  
 L 200 REAR



Dikmen No	M (mm)	A-B (mm)	C (mm)	Ø D (0x0xmm)	AĞIRLIK Weight(kg)
KS900.36.00	Komple Makas		150	Ø14xØ35 x79x70	18,000
KS900.36.01	70x7	680-515	K. BURÇLU		6,200
KS900.36.02	70x6	690-565	K. KIVRIK	Ø16xØ28 x41x36	4,100
KS900.36.03	70x7	600-460	K. DÜZ		3,850
KS900.36.04	70x7	500-400	K. DÜZ		3,000

## KS900.47.00

L 200 ARKA Y.M.  
 L 200 REAR N.M.



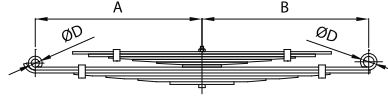
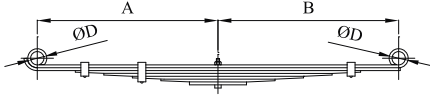
Dikmen No	M (mm)	A-B (mm)	C (mm)	Ø D (0x0xmm)	AĞIRLIK Weight(kg)
KS900.47.00	Komple Makas		170	80-70xØ42 xØ14	20,500
KS900.47.01	70x7	515-680	K. BURÇLU		6,100
KS900.47.02	70x6	585-685	K. KIVRIK	Ø16xØ28 x41x36	3,900
KS900.47.03	70x6	390-530	K. DÜZ		3,500
KS900.47.04	70x6	390-475	K. DÜZ		2,600
KS900.47.05	70x10	270-320	K. SÜZME		3,000

## KS900.37.00.K

L 300 ARKA (GÖBEKSİZ)  
 L 300 REAR



Dikmen No	M (mm)	A-B (mm)	C (mm)	Ø D (0x0xmm)	AĞIRLIK Weight(kg)
KS900.37.00.K	Komple Makas		170	Ø14xØ72x55 x79-69	23,500
KS900.37.01.K	70x9	530-680	K. BURÇLU		8,400
KS900.37.02.K	70x8	610-690	K. KIVRIK	Ø16xØ28 x41x36	5,290
KS900.37.03.K	70x7	415-545	K. SÜZME		3,470
KS900.37.04.K	70x14	350-460	K. SÜZME		5,520



A : Sağ Mesafe / Right Distance  
 B : Sol Mesafe / Left Distance  
 C : Kavış -Ticari Sınıf / Curve - Commercial Class  
 M : Malzeme Ebatı / Material Dimension  
 D : Burç Ölçüleri / Bush Dimension

**KS900.37.00**
**L 300 ARKA (GÖBEKLİ)**  
**L 300 REAR**


Dikmen No	M (mm)	A-B (mm)	C (mm)	Ø D (0x0xmm)	AĞIRLIK Weight(kg)
KS900.37.00	Komple Makas		135	Ø14xØ72x55 x79-69	22,000
KS900.37.01.İ	70x8	512-685	K. BURÇLU		7,800
KS900.37.02	70x8	595-695	K. KIVRIK	Ø16xØ28 x41x36	5,290
KS900.37.03	70x7	415-545	K. SÜZME		3,470
KS900.37.04	70x14	350-460	K. SÜZME		5,520

**KS900.38.00**
**CANTER ÖN TEK TEKER**  
**CANTER FRONT SINGLE WHEEL**


Dikmen No	M (mm)	A-B (mm)	C (mm)	Ø D (0x0xmm)	AĞIRLIK Weight(kg)
KS900.38.00	Komple Makas		85	Ø22xØ43 x47-33	23,000
KS900.38.01	70x10	600-600	K. BURÇLU		8,700
KS900.38.02	70x10	660-600	K. KIVRIK		6,670
KS900.38.03	70x11	405-405	K. SÜZME		4,500
KS900.38.04	70x11	230-230	K. SÜZME		2,300
KS900.38.05	70x8	60-60	K. DÜZ		0,450

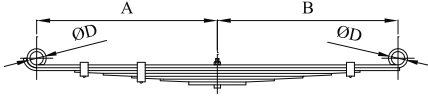
**KS900.39.00**
**CANTER ARKA TEK TEKER**  
**CANTER REAR SINGLE WHEEL**


Dikmen No	M (mm)	A-B (mm)	C (mm)	Ø D (0x0xmm)	AĞIRLIK Weight(kg)
KS900.39.00	Komple Makas		95/50		43,000
KS900.39.01.M	70x8	495-495	K. DÜZ		4,400
KS900.39.02.M	70x8	495-495	K. DÜZ		4,400
KS900.39.03.M	70x8	345-345	K. SÜZME		2,800
KS900.39.04.M	70x8	215-215	K. SÜZME		1,600
KS900.39.05.M	70x6	70-70	K. DÜZ		0,550
KS900.39.01.İ	70x10	625-625	K. BURÇLU	Ø22xØ43 x47-33	10,000
KS900.39.02	70x11	690-625	K. KIVRIK		7,460
KS900.39.03	70x11	425-425	K. SÜZME		4,700
KS900.39.04	70x11	300-300	K. SÜZME		3,200
KS900.39.05	70x11	170-170	K. SÜZME		2,000

**KS900.41.00**
**CANTER ÖN**  
**CANTER FRONT**


Dikmen No	M (mm)	A-B (mm)	C (mm)	Ø D (0x0xmm)	AĞIRLIK Weight(kg)
KS900.41.00	Komple Makas		130	Ø22xØ43 x47-33	28,000
KS900.41.01	70x11	600-600	K. BURÇLU		9,000
KS900.41.02	70x11	670-600	K. KIVRIK		7,150
KS900.41.03	70x11	405-405	K. SÜZME		4,500
KS900.41.04	70x11	293-293	K. SÜZME		3,200
KS900.41.05	70x11	220-220	K. SÜZME		2,370





A : Sağ Mesafe / Right Distance  
 B : Sol Mesafe / Left Distance  
 C : Kavis -Ticari Sınıf / Curve - Commercial Class  
 M : Malzeme Ebatı / Material Dimension  
 D : Burç Ölçüleri / Bush Dimension

**KS900.42.00**

**CANTER ARKA**  
**CANTER REAR**



Dikmen No	M (mm)	A-B (mm)	C (mm)	Ø D (0x0xmm)	AĞIRLIK Weight(kg)
KS900.42.00	Komple Makas		155	70xØ34x Ø28,20	31,500
KS900.42.01	70x11	625-625	K. BURÇLU		8,170
KS900.42.02	70x11	683-625	K. KIVRIK		7,380
KS900.42.03	70x11	480-480	K. SÜZME		5,500
KS900.42.04	70x11	390-390	K. SÜZME		4,420
KS900.42.05	70x11	285-285	K. SÜZME		3,090
KS900.42.06	70x11	185-185	K. SÜZME		2,060

**KS900.57.00**

**F 511 ARKA**  
**F 511 REAR**



Dikmen No	M (mm)	A-B (mm)	C (mm)	Ø D (0x0xmm)	AĞIRLIK Weight(kg)
KS900.57.00	Komple Makas		155	Ø22xØ43 x47-33	10,500
KS900.57.01	70x12	600-600	K. BURÇLU		

**KS900.49.00**

**FUSOCANTER ÖN FE859E**  
**FUSOCANTER FRONT FE859E**



Dikmen No	M (mm)	A-B (mm)	C (mm)	Ø D (0x0xmm)	AĞIRLIK Weight(kg)
KS900.49.00	Komple Makas		100	Ø22xØ43 x45x34	26,500
KS900.49.01	70x10	595-600	K. BURÇLU		8,380
KS900.49.02	70x11	690-555	K. KIVRIK		7,000
KS900.49.03	70x11	412-412	K. SÜZME		4,410
KS900.49.04	70x11	290-290	K. SÜZME		2,950
KS900.49.05	70x11	170-170	K. SÜZME		1,850
KS900.49.06	70x7	59-59	K.DÜZ		0,500

**KS900.71.00**

**L 200 ARKA**  
**L 200 REAR**



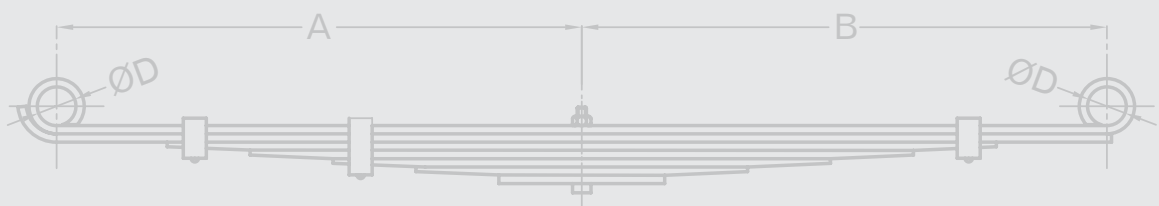
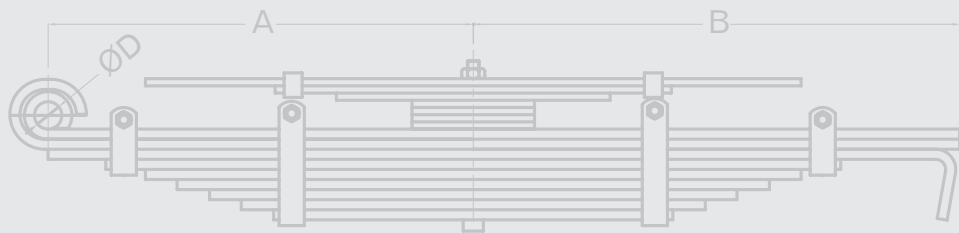
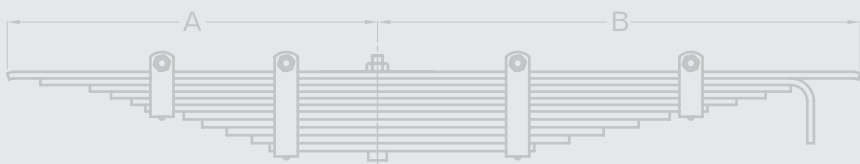
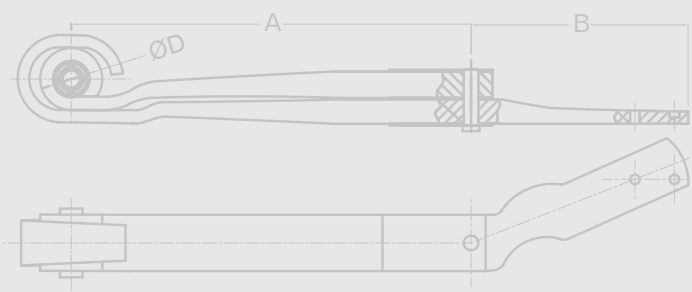

Dikmen No	M (mm)	A-B (mm)	C (mm)	Ø D (0x0xmm)	AĞIRLIK Weight(kg)
KS900.71.00	Komple Makas		150	79x70x Ø35xØ14	23,200
KS900.71.01	70x7	520-685	K. BURÇLU		5,400
KS900.71.02	70x6	577-700	K. KIVRIK	41-36x Ø28xØ16	3,800
KS900.71.03	70x6	435-490	K. DÜZ		3,200
KS900.71.04	70x6	435-585	K. DÜZ		3,150
KS900.71.05	70x14	385-515	K. DÜZ		6,200

**KS900.72.00**

**L 200 ARKA**  
**L 200 REAR**

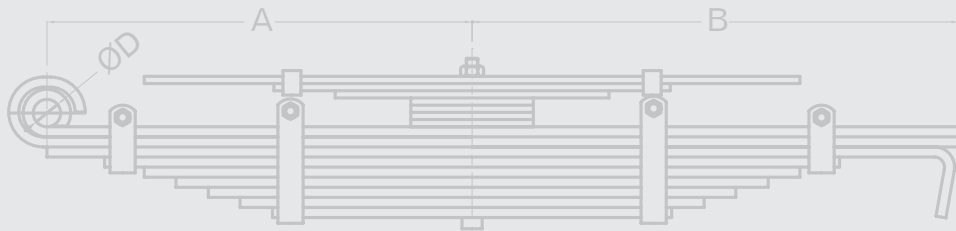
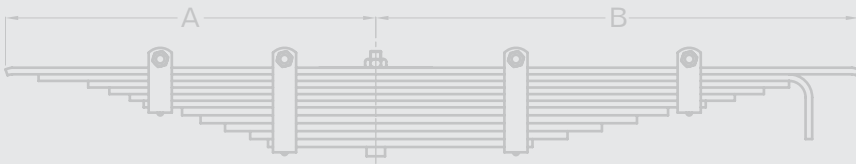
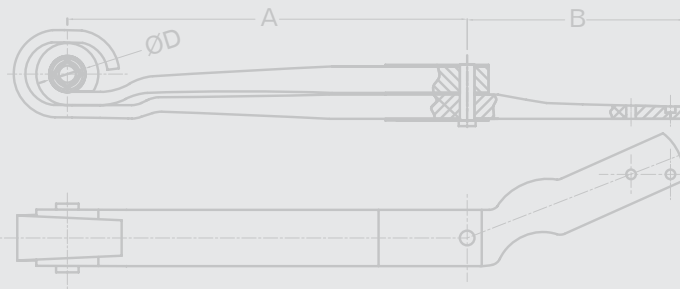
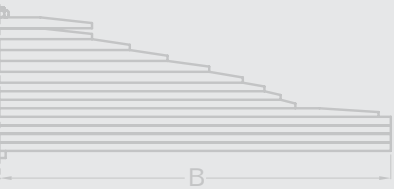
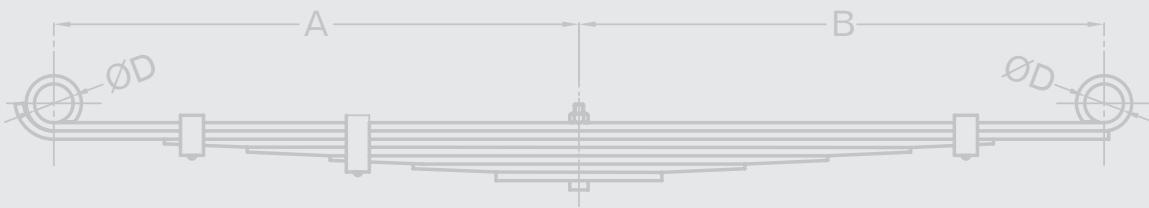


Dikmen No	M (mm)	A-B (mm)	C (mm)	Ø D (0x0xmm)	AĞIRLIK Weight(kg)
KS900.72.00	Komple Makas		160	Ø14xØ40 x79x70	20,800
KS900.72.01	70x7	515-685	K. BURÇLU		5,600
KS900.72.02	70x7	575-590	K. KIVRIK	Ø16x Ø28x41	4,400
KS900.72.03	70x6	410-550	K. DÜZ		3,200
KS900.72.04	70x6	410-490	K. DÜZ		3,100
KS900.72.05	70x12	265-385	K. SÜZME		4,000



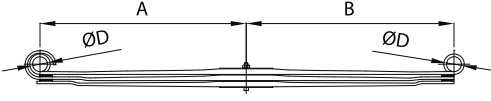


**DiKMEN**  
LEAF SPRINGS CO. LTD.



MAKASLAR / LEAF-SPRING

**RENAULT**



A : Sağ Mesafe / Right Distance  
 B : Sol Mesafe / Left Distance  
 C : Kavis -Ticari Sınıf / Curve - Commercial Class  
 M : Malzeme Ebatı / Material Dimension  
 D : Burç Ölçüleri / Bush Dimension

**PS1300.04.00**
**MAGNUM ÖN**  
 MAGNUM FRONT


Dikmen No	M (mm)	A-B (mm)	C (mm)	Ø D (0x0xmm)	AĞIRLIK Weight(kg)
PS1300.04.00	Komple Makas		160	80xØ40xØ16	24,000
PS1300.04.01	70x29	865-865	P. BURÇLU		21,900
PS1300.04.02	70x24	90-90	DÜZ		1,700

**PS1300.14.00**
**MAGNUM ÖN**  
 MAGNUM FRONT


Dikmen No	M (mm)	A-B (mm)	C (mm)	Ø D (0x0xmm)	AĞIRLIK Weight(kg)
PS1300.14.00	Komple Makas		145	95x66x Ø43xØ16	38,000
PS1300.14.01	80x39	1000-1000	P. BURÇLU		34,360
PS1300.14.02	80x30	95-95	DÜZ		3,500

**PS1300.06.00**
**MASTER ARKA**  
 MASTER REAR

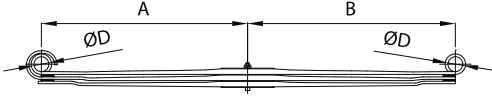

Dikmen No	M (mm)	A-B (mm)	C (mm)	Ø D (0x0xmm)	AĞIRLIK Weight(kg)
PS1300.06.00	Komple Makas		100	77x67x Ø41xØ14	13,150
PS1300.06.01	70x22	715-715	P. BURÇLU		13,150
					77x67x Ø41xØ16

**PS1300.08.00**
**MASCOTT ARKA**  
 MASCOTT REAR


Dikmen No	M (mm)	A-B (mm)	C (mm)	Ø D (0x0xmm)	AĞIRLIK Weight(kg)
PS1300.08.00	Komple Makas		170	70xØ42xØ16	33,500
PS1300.08.01	60*23	815-815	P. BURÇLU		15,850
PS1300.08.02	60*38	725-725	P. DÜZ		15,800

**PS1300.10.00**
**MIDLUM ARKA**  
 MIDLUM REAR


Dikmen No	M (mm)	A-B (mm)	C (mm)	Ø D (0x0xmm)	AĞIRLIK Weight(kg)
PS1300.10.00	Komple Makas		125	Ø32	
PS1300.10.01	70x24	700-865	P. KIVRIK		14,000
PS1300.10.02	70x24	875-820	P. KIVRIK		13,200



- A : Sağ Mesafe / Right Distance  
 B : Sol Mesafe / Left Distance  
 C : Kavis -Ticari Sınıf / Curve - Commercial Class  
 M : Malzeme Ebatı / Material Dimension  
 D : Burç Ölçüleri / Bush Dimension

**PS1300.17.00**

**KERAX 440.42 8x4 ÖN 1. DİNGİL**  
 KERAX 440.42 8x4 FRONT 1st AXLE



Dikmen No	M (mm)	A-B (mm)	C (mm)	Ø D (0x0xmm)	AĞIRLIK Weight(kg)
PS1300.17.00	Komple Makas		190	96xØ62 xØ24	65,400
PS1300.17.01	90x32	897-935	P. BURÇLU		35,600
PS1300.17.02	90x33	1138-955	P. KIVRIK		27,780

**PS1300.16.00**

**KERAX 440.42 8x4 ÖN 2. DİNGİL**  
 KERAX 440.42 8x4 FRONT 2nd AXLE



Dikmen No	M (mm)	A-B (mm)	C (mm)	Ø D (0x0xmm)	AĞIRLIK Weight(kg)
PS1300.16.00	Komple Makas		115	96xØ62 xØ24	63,500
PS1300.16.01	90x23	795-795	P. BURÇLU		27,600
PS1300.16.02	90x25	1005-805	P. KIVRIK		18,000
PS1300.16.03	90x25	805-805	P. DÜZ		17,600

**PS1300.01.00**

**420 ÖN**  
 420 FRONT



Dikmen No	M (mm)	A-B (mm)	C (mm)	Ø D (0x0xmm)	AĞIRLIK Weight(kg)
PS1300.01.00	Komple Makas		155	104xØ44,5 xØ20	67,400
PS1300.01.01	90x32	937-1093	P. BURÇLU		35,200
PS1300.01.02	90x32	1165-1180	P. KIVRIK		30,000

**PS1300.01.00.T**

**420 ÖN**  
 420 FRONT



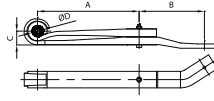
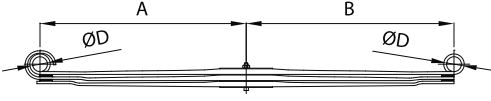
Dikmen No	M (mm)	A-B (mm)	C (mm)	Ø D (0x0xmm)	AĞIRLIK Weight(kg)
PS1300.01.00.T	Komple Makas		155	104xØ44,5 xØ20	88,900
PS1300.01.01	90x32	937-1093	P. BURÇLU		35,200
PS1300.01.02	90x32	1165-1180	P. KIVRIK		30,000
PS1300.01.03.T	90x25	945-1105	P. DÜZ		21,500

**PS1300.22.00**

**MASTER ARKA ANA KAT Y.M.**  
 MASTER REAR N.J.M.



Dikmen No	M (mm)	A-B (mm)	C (mm)	Ø D (0x0xmm)	AĞIRLIK Weight(kg)
PS1300.22.00	Komple Makas		181 / 111	Ø42-Ø46	
PS1300.22.01	80x19	727-730	P. KIVRIK		13,200



A : Sağ Mesafe / Right Distance  
 B : Sol Mesafe / Left Distance  
 C : Kavis -Ticari Sınıf / Curve - Commercial Class  
 M : Malzeme Ebatı / Material Dimension  
 D : Burç Ölçüleri / Bush Dimension

**PS1300.25.00**
**MASTER ARKA ANA KAT Y.M.**  
 MASTER REAR N.M.


Dikmen No	M (mm)	A-B (mm)	C (mm)	Ø D (0x0xmm)	AĞIRLIK Weight(kg)
PS1300.25.00	Komple Makas		181 / 111	Ø42-Ø46	13,200
PS1300.25.01	80x19	727-730	P. KIVRIK		13,200

**PS1300.21.00**
**KERAX ÖN (1. DİNGİL)**  
 KERAX FRONT (1st AXLE)


Dikmen No	M (mm)	A-B (mm)	C (mm)	Ø D (0x0xmm)	AĞIRLIK Weight(kg)
PS1300.21.00	Komple Makas		180	96xØ62 xØ24	63,000
PS1300.21.01	90x30	905-939	P. BURÇLU		34,800
PS1300.21.02	90x30	1140-955	P. KIVRIK		26,000

**PS1300.02.00.R**
**420 Z MAKAS (TİR) sağ**  
 420 Z SPRING (TIR) RIGHT

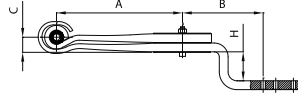
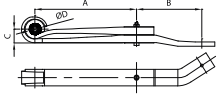

Dikmen No	M (mm)	A-B (mm)	C (mm)	Ø D (0x0xmm)	AĞIRLIK Weight(kg)
PS1300.02.00.R	Komple Makas		80/5	104xØ68xØ30	56,500
PS1300.02.01.R	100x46	615-110	P. BURÇLU		24,000
PS1300.02.02.R	100x46	885-550	P. KIVRIK		32,000

**PS1300.02.00.L**
**420 Z MAKAS (TİR) SOL**  
 420 Z SPRING (TIR) LEFT


Dikmen No	M (mm)	A-B (mm)	C (mm)	Ø D (0x0xmm)	AĞIRLIK Weight(kg)
PS1300.02.00.L	Komple Makas		80/5	104xØ68xØ30	56,500
PS1300.02.01.L	100x46	615-110	P. BURÇLU		24,000
PS1300.02.02.L	100x46	885-393	P. KIVRIK		32,000

**PS1300.11.00**
**270 ÖN**  
 270 FRONT


Dikmen No	M (mm)	A-B (mm)	C (mm)	Ø D (0x0xmm)	AĞIRLIK Weight(kg)
PS1300.11.00	Komple Makas		165	Ø50	56,000
PS1300.11.01	80x32	995-995	P. KIVRIK		29,100
PS1300.11.02	80x32	1245-1020	P. KIVRIK		26,000



A : Sağ Mesafe / Right Distance  
 B : Sol Mesafe / Left Distance  
 C : Kavis -Ticari Sınıf / Curve - Commercial Class  
 M : Malzeme Ebatı / Material Dimension  
 D : Burç Ölçüleri / Bush Dimension

## PS1300.12.00.R

420 Z MAKAS (KIRK AYAK) KÜÇÜK GÖZ SAĞ  
 420 Z SPRING RIGHT



Dikmen No	M (mm)	A-B (mm)	C (mm)	Ø D (0x0xmm)	AĞIRLIK Weight(kg)
PS1300.12.00.R	Komple Makas		90 / 3	96-95 x62x24	56,000
PS1300.12.01	100x46	610-110	P. BURÇLU		23,800
PS1300.02.02.R	100x46	885-393	P. KIVRIK		32,000

## PS1300.12.00.L

420 Z MAKAS (KIRK AYAK) KÜÇÜK GÖZ SOL  
 420 Z SPRING LEFT



Dikmen No	M (mm)	A-B (mm)	C (mm)	Ø D (0x0xmm)	AĞIRLIK Weight(kg)
PS1300.12.00.L	Komple Makas		90 / 3	96-95 x62x24	56,000
PS1300.12.01	100x46	610-110	P. BURÇLU		23,800
PS1300.02.02.L	100x46	885-393	P. KIVRIK		32,000

## PS1300.13.00.R

440 TIR ARKA (SAĞ)  
 440 TRUCK REAR (RIGHT)



Dikmen No	M (mm)	A-B (mm)	C (mm)	Ø D (0x0xmm)	AĞIRLIK Weight(kg)
PS1300.13.00.R	Komple Makas		62	88-Ø62xØ24	54,300
PS1300.13.01	90x48	623-105	P. BURÇLU		22,200
PS1300.13.02.R	90x48	890-540	P. KIVRIK		30,580

## PS1300.13.00.L

440 TIR ARKA (SOL)  
 440 TRUCK REAR (LEFT)



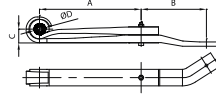
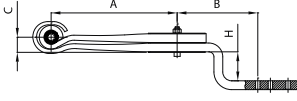
Dikmen No	M (mm)	A-B (mm)	C (mm)	Ø D (0x0xmm)	AĞIRLIK Weight(kg)
PS1300.13.00.L	Komple Makas		62	88-Ø62xØ24	54,300
PS1300.13.01	90x48	623-105	P. BURÇLU		22,200
PS1300.13.02.L	90x48	890-540	P. KIVRIK		30,580

## PS1300.03.00

180-220 Z MAKAS  
 180-220 Z SPRING



Dikmen No	M (mm)	A-B (mm)	C (mm)	Ø D (0x0xmm)	AĞIRLIK Weight(kg)
PS1300.03.00	Komple Makas		70/256	85xØ57xØ30	42,000
PS1300.03.01	80x40	500-135	P. BURÇLU		15,000
PS1300.03.02	80x40	750-325	P. KIVRIK		27,000



A : Sağ Mesafe / Right Distance  
 B : Sol Mesafe / Left Distance  
 C : Kavış -Ticari Sınıf / Curve - Commercial Class  
 M : Malzeme Ebatı / Material Dimension  
 D : Burç Ölçüleri / Bush Dimension

**PS1300.18.00**
**270 ARKA MAKAS**  
 270 REAR SPRING


Dikmen No	M (mm)	A-B (mm)	C (mm)	Ø D (0x0xmm)	AĞIRLIK Weight(kg)
PS1300.18.00	Komple Makas		99/268	Ø64	36,000
PS1300.18.01	76x17	585-62	P. KIVRIK		8,000
PS1300.18.02	76x47	625-305	P. KIVRIK		27,800

**PS1300.07.00.R**
**370 Z MAKAS (AVARE DİNGİL) SAĞ**  
 370 Z SPRING (ADDITIONAL AXLE) RIGHT


Dikmen No	M (mm)	A-B (mm)	C (mm)	Ø D (0x0xmm)	AĞIRLIK Weight(kg)
PS1300.07.00.R	Komple Makas		(-6)/161	96xØ62xØ24	43,000
PS1300.07.01.R	100x30	510-481	P. BURÇLU		26,740
PS1300.07.02	90x30	790-135	P. KIVRIK		14,880

**PS1300.07.00.L**
**370 Z MAKAS (AVARE DİNGİL) SOL**  
 370 Z SPRING (ADDITIONAL AXLE) LEFT


Dikmen No	M (mm)	A-B (mm)	C (mm)	Ø D (0x0xmm)	AĞIRLIK Weight(kg)
PS1300.07.00.L	Komple Makas		(-6)/161	96xØ62xØ24	43,000
PS1300.07.01.L	100x30	510-481	P. BURÇLU		26,740
PS1300.07.02	90x30	790-135	P. KIVRIK		14,880

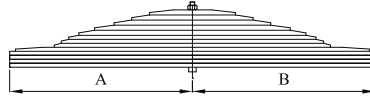
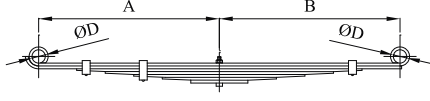
**PS1300.05.00.R**
**Z MAKAS (80x48) SAĞ**  
 Z SPRING (80x48) RIGHT


Dikmen No	M (mm)	A-B (mm)	C (mm)	Ø D (0x0xmm)	AĞIRLIK Weight(kg)
PS1300.05.00.R	Komple Makas		120 / 60	95-70x Ø60xØ24	48,000
PS1300.05.01.R	80x48	615-112	P. BURÇLU		20,000
PS1300.05.02.R	80x48	930-405	P. KIVRIK		27,000

**PS1300.05.00.L**
**Z MAKAS (80x48) SOL**  
 Z SPRING (80x48) LEFT


Dikmen No	M (mm)	A-B (mm)	C (mm)	Ø D (0x0xmm)	AĞIRLIK Weight(kg)
PS1300.05.00.L	Komple Makas		120 / 60	95-70x Ø60xØ24	48,000
PS1300.05.01.L	80x48	615-112	P. BURÇLU		20,000
PS1300.05.02.L	80x48	930-405	P. KIVRIK		27,000





- A : Sağ Mesafe / Right Distance
- B : Sol Mesafe / Left Distance
- C : Kavis -Ticari Sınıf / Curve - Commercial Class
- M : Malzeme Ebati / Material Dimension
- D : Burç Ölçüleri / Bush Dimension

## KS1300.01.00

KERAX ÖN  
KERAX FRONT



Dikmen No	M (mm)	A-B (mm)	C (mm)	Ø D (0x0xmm)	AĞIRLIK Weight(kg)
KS1300.01.00	Komple Makas		120		98,600
KS1300.01.01	90x15	820-820	K. BURÇLU	88xØ34xØ28	20,600
KS1300.01.02	90x15	1000-905	K. KIVRIK	104xØ45xØ20	18,900
KS1300.01.03	90x15	780-780	K. SÜZME		15,450
KS1300.01.04	90x15	660-660	K. SÜZME		13,000
KS1300.01.05	90x15	540-540	K. SÜZME		10,400
KS1300.01.06	90x15	425-425	K. SÜZME		8,300
KS1300.01.07	90x15	310-310	K. SÜZME		5,800
KS1300.01.08	90x15	170-170	K. SÜZME		3,000

## KS1300.02.00

KERAX ARKA  
KERAX REAR



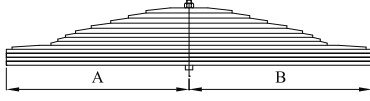
Dikmen No	M (mm)	A-B (mm)	C (mm)	Ø D (0x0xmm)	AĞIRLIK Weight(kg)
KS1300.02.00	Komple Makas		80		159,800
KS1300.02.01	100x25	800-800	K. SÜZME		29,600
KS1300.02.02	100x25	800-800	K. SÜZME		29,600
KS1300.02.03	100x25	585-585	K. SÜZME		21,000
KS1300.02.04	100x25	520-520	K. SÜZME		18,600
KS1300.02.05	100x25	455-455	K. SÜZME		16,400
KS1300.02.06	100x25	395-395	K. SÜZME		14,100
KS1300.02.07	100x25	330-330	K. SÜZME		11,900
KS1300.02.08	100x25	265-265	K. SÜZME		9,300
KS1300.02.09	100x25	200-200	K. SÜZME		6,900

## KS1300.03.00

KERAX 440 ARKA  
KERAX 440 REAR




Dikmen No	M (mm)	A-B (mm)	C (mm)	Ø D (0x0xmm)	AĞIRLIK Weight(kg)
KS1300.03.00	Komple Makas		40		206,000
KS1300.03.01	90x26	835-835	K. KIVRIK		28,900
KS1300.03.02	90x26	810-810	K. KIVRIK		28,000
KS1300.03.03	90x26	690-690	K. DÜZ		24,500
KS1300.03.04	90x26	690-690	K. DÜZ		24,500
KS1300.03.05	90x26	670-670	K. SÜZME		23,000
KS1300.03.06	90x26	550-550	K. SÜZME		19,000
KS1300.03.07	90x26	470-470	K. SÜZME		16,000
KS1300.03.08	90x26	405-405	K. SÜZME		13,800
KS1300.03.09	90x26	325-325	K. SÜZME		11,000
KS1300.03.10	90x26	250-250	K. SÜZME		7,800
KS1300.03.11	90x26	175-175	K. SÜZME		5,400



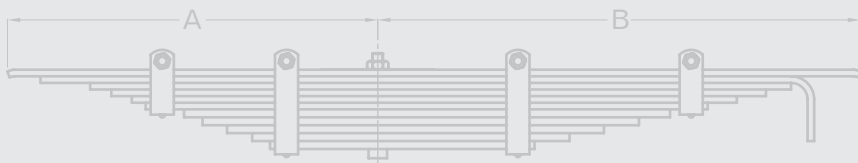
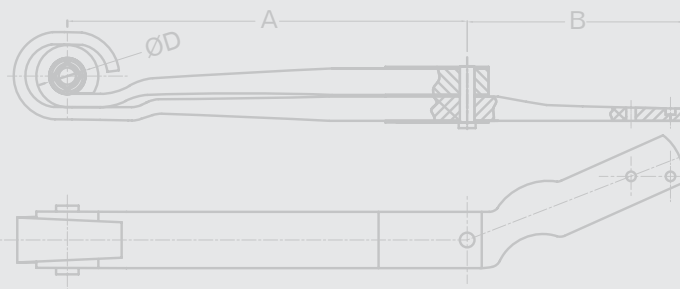
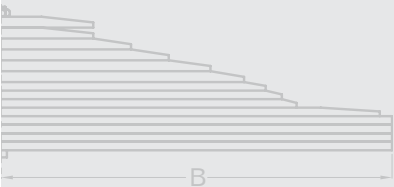
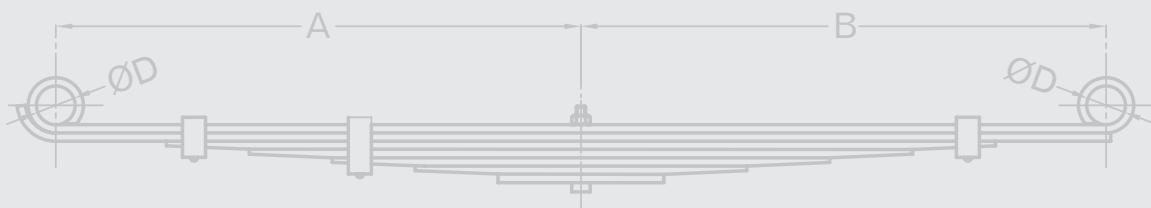
- A : Sağ Mesafe / Right Distance  
 B : Sol Mesafe / Left Distance  
 C : Kavis -Ticari Sınıf / Curve - Commercial Class  
 M : Malzeme Ebatı / Material Dimension  
 D : Burç Ölçüleri / Bush Dimension

**KS1300.04.00**
**KERAX ARKA**  
 KERAX REAR


Dikmen No	M (mm)	A-B (mm)	C (mm)	Ø D (0x0xmm)	AĞIRLIK Weight(kg)
KS1300.04.00	Komple Makas		53		125,000
KS1300.04.01	100x24	755-755	K. KIVRIK		27,600
KS1300.04.02	100x24	755-755	K. SÜZME		26,500
KS1300.04.03	100x24	570-570	K. SÜZME		20,100
KS1300.04.04	100x24	480-480	K. SÜZME		16,800
KS1300.04.05	100x24	390-390	K. SÜZME		13,500
KS1300.04.06	100x24	300-300	K. SÜZME		10,250
KS1300.04.07	100x24	210-210	K. SÜZME		7,000
KS1300.04.08	100x10	110-110	K. DÜZ		1,700

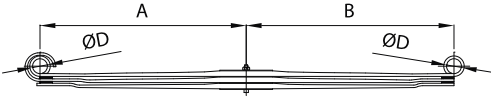


**DiKMEN**  
LEAF SPRINGS CO. LTD.



MAKASLAR / LEAF-SPRING

SCANIA



A : Sağ Mesafe / Right Distance  
 B : Sol Mesafe / Left Distance  
 C : Kavis -Ticari Sınıf / Curve - Commercial Class  
 M : Malzeme Ebatı / Material Dimension  
 D : Burç Ölçüleri / Bush Dimension

**PS1100.01.00**
**93 ÖN**  
 93 FRONT


Dikmen No	M (mm)	A-B (mm)	C (mm)	Ø D (0x0xmm)	AĞIRLIK Weight(kg)
PS1100.01.00	Komple Makas		125	90x36x M28x4	55,300
PS1100.01.01	90x32	910-910	P. BURÇLU		28,200
PS1100.01.02	90x32	1115-925	P. KIVRIK		26,000

**PS1100.07.00**
**93 ÖN**  
 93 FRONT


Dikmen No	M (mm)	A-B (mm)	C (mm)	Ø D (0x0xmm)	AĞIRLIK Weight(kg)
PS1100.07.00	Komple Makas		125	90x36x M28x4	55,400
PS1100.07.01	90x32	910-910	P. BURÇLU		27,900
PS1100.07.02	90x32	1115-925	P. KIVRIK		26,800

**PS1100.07.00.T**
**93 ÖN**  
 93 FRONT

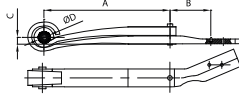
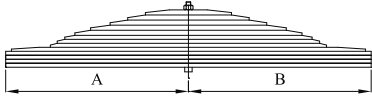

Dikmen No	M (mm)	A-B (mm)	C (mm)	Ø D (0x0xmm)	AĞIRLIK Weight(kg)
PS1100.07.00.T	Komple Makas		130	90x36x M28x4	81,400
PS1100.07.01	90x32	910-910	P. BURÇLU		27,900
PS1100.07.02	90x32	1115-925	P. KIVRIK		26,800
PS1100.07.03.T	90x32	925-925	P. DÜZ		26,120

**PS1100.03.00**
**310-360 ÖN (2. DİNGİL)**  
 310-360 FRONT (2nd AXLE)


Dikmen No	M (mm)	A-B (mm)	C (mm)	Ø D (0x0xmm)	AĞIRLIK Weight(kg)
PS1100.03.00	Komple Makas		120	90x36x M28x4	56,400
PS1100.01.01	90x32	910-910	P. BURÇLU		27,900
PS1100.03.02	90x32	1130-920	P. KIVRIK		26,000

**PS1100.05.00**
**ÖN**  
 FRONT


Dikmen No	M (mm)	A-B (mm)	C (mm)	Ø D (0x0xmm)	AĞIRLIK Weight(kg)
PS1100.05.00	Komple Makas		122	90x36x M28x4	102,500
PS1100.05.01	90x28	910-910	P. BURÇLU		27,000
PS1100.05.02	90x28	1115-930	P. KIVRIK		23,800
PS1100.05.03	90x28	930-930	P. DÜZ		23,500
PS1100.05.04	90x28	930-930	P. DÜZ		23,500



A : Sağ Mesafe / Right Distance  
 B : Sol Mesafe / Left Distance  
 C : Kavis -Ticari Sınıf / Curve - Commercial Class  
 M : Malzeme Ebatı / Material Dimension  
 D : Burç Ölçüleri / Bush Dimension

## PS1100.06.00

ARKA  
 REAR



Dikmen No	M (mm)	A-B (mm)	C (mm)	Ø D (0x0xmm)	AĞIRLIK Weight(kg)
PS1100.06.00	Komple Makas		85		111,800
PS1100.06.01	90x41	785-785	P. KIVRIK		27,340
PS1100.06.02	90x41	790-790	P. KIVRIK		26,640
PS1100.06.03	90x41	790-790	P. DÜZ		27,300
PS1100.06.04	90x41	790-790	P. DÜZ		27,230

## PS1100.09.00

ÖN  
 FRONT



Dikmen No	M (mm)	A-B (mm)	C (mm)	Ø D (0x0xmm)	AĞIRLIK Weight(kg)
PS1100.09.00	Komple Makas		137	90-Ø36x M28-4diş	77,400
PS1100.09.01	90x29	910-910	P. BURÇLU		26,400
PS1100.09.02	90x29	1120-930	P. KIVRIK		25,420
PS1100.09.03	90x29	930-930	P. DÜZ		23,980

## PS1100.10.00

G-480 ARKA  
 G-480 REAR



Dikmen No	M (mm)	A-B (mm)	C (mm)	Ø D (0x0xmm)	AĞIRLIK Weight(kg)
PS1100.10.00	Komple Makas		60		175,000
PS1100.10.01	90x48	800-800	P. DÜZ		34,400
PS1100.10.02	90x48	805-805	P. DÜZ		33,000
PS1100.10.03	90x48	815-815	P. DÜZ		33,400
PS1100.10.04	90x48	830-830	P. DÜZ		34,000
PS1100.10.05	90x48	840-840	P. DÜZ		34,400

## PS1100.02.00.R

310-360 Z MAKAS SAĞ  
 310-360 Z SPRING RIGHT



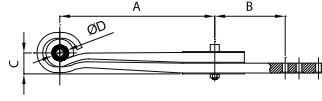
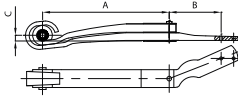
Dikmen No	M (mm)	A-B (mm)	C (mm)	Ø D (0x0xmm)	AĞIRLIK Weight(kg)
PS1100.02.00.R	Komple Makas		30/27	122xØ65xØ30	60,400
PS1100.02.01.R	100x46	705-33	P. BURÇLU		25,400
PS1100.02.02.R	100x43	1050-222	P. KIVRIK		31,880

## PS1100.02.00.L

310-360 Z MAKAS SOL  
 310-360 Z SPRING LEFT



Dikmen No	M (mm)	A-B (mm)	C (mm)	Ø D (0x0xmm)	AĞIRLIK Weight(kg)
PS1100.02.00.L	Komple Makas		30/27	122xØ65xØ30	60,400
PS1100.02.01.L	100x46	705-33	P. BURÇLU		25,400
PS1100.02.02.L	100x43	1050-222	P. KIVRIK		31,880



A : Sağ Mesafe / Right Distance  
 B : Sol Mesafe / Left Distance  
 C : Kavis -Ticari Sınıf / Curve - Commercial Class  
 M : Malzeme Ebatı / Material Dimension  
 D : Burç Ölçüleri / Bush Dimension

### PS1100.04.00.R

380-420 R Z MAKAS SAĞ  
 380-420 R Z SPRING RIGHT



Dikmen No	M (mm)	A-B (mm)	C (mm)	Ø D (0x0xmm)	AĞIRLIK Weight(kg)
PS1100.04.00.R	Komple Makas		32 / 17	122xØ65xØ30	61,400
PS1100.04.01.R	100x46	710-36	P. BURÇLU		26,700
PS1100.04.02.R	100x43	710-291	P. KIVRIK		31,800

### PS1100.04.00.L

380-420 R Z MAKAS SOL  
 380-420 R Z SPRING LEFT



Dikmen No	M (mm)	A-B (mm)	C (mm)	Ø D (0x0xmm)	AĞIRLIK Weight(kg)
PS1100.04.00.L	Komple Makas		32 / 17	122xØ65xØ30	61,400
PS1100.04.01.L	100x46	710-36	P. BURÇLU		26,700
PS1100.04.02.L	100x43	710-291	P. KIVRIK		31,800

### PS1100.11.00

Z MAKAS  
 Z SPRING



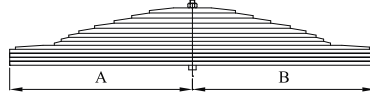
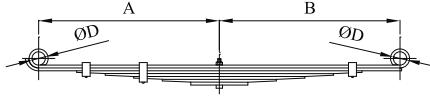
Dikmen No	M (mm)	A-B (mm)	C (mm)	Ø D (0x0xmm)	AĞIRLIK Weight(kg)
PS1100.11.00	Komple Makas		30/42	90xØ46x M36	14,000
PS1100.11.01	90x25	450-210	P. BURÇLU		14,000

### PS1100.14.00

Z MAKAS  
 Z SPRING



Dikmen No	M (mm)	A-B (mm)	C (mm)	Ø D (0x0xmm)	AĞIRLIK Weight(kg)
PS1100.14.00	Komple Makas		30/0	Ø30xØ65 122x117	70,000
PS1100.14.01	120x43	705-185	P. BURÇLU		39,800
PS1100.14.02	120x40	1000-115	P. KIVRIK		29,600



- A : Sağ Mesafe / Right Distance
- B : Sol Mesafe / Left Distance
- C : Kavis -Ticari Sınıf / Curve - Commercial Class
- M : Malzeme Ebati / Material Dimension
- D : Burç Ölçüleri / Bush Dimension

## KS1100.03.00

310-360 ARKA  
310-360 REAR



Dikmen No	M (mm)	A-B (mm)	C (mm)	Ø D (0x0xmm)	AĞIRLIK Weight(kg)
KS1100.03.00	Komple Makas		120	103xØ46x M36x4	125,000
KS1100.03.01	100*15	760-760	K. BURÇLU		21,350
KS1100.03.02	100*14	980-980	K. KIVRIK		19,400
KS1100.03.03	100*13	760-760	K. DÜZ		14,800
KS1100.03.04	100*13	690-690	K. DÜZ		13,650
KS1100.03.05	100*13	620-620	K. DÜZ		12,000
KS1100.03.06	100*13	550-550	K. DÜZ		10,600
KS1100.03.07	100*13	470-470	K. DÜZ		9,100
KS1100.03.08	100*13	400-400	K. DÜZ		7,800
KS1100.03.09	100*13	325-325	K. DÜZ		6,100
KS1100.03.10	100*13	255-255	K. DÜZ		4,800
KS1100.03.11	100*13	180-180	K. DÜZ		3,300

## KS1100.04.00

İLAVE DİNGİL  
ADDITIONAL AXLE



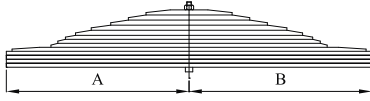
Dikmen No	M (mm)	A-B (mm)	C (mm)	Ø D (0x0xmm)	AĞIRLIK Weight(kg)
KS1100.04.00	Komple Makas		110		102,500
KS1100.04.01	100x12	600-750	K. DÜZ		12,100
KS1100.04.02	100x12	600-750	K. DÜZ		12,100
KS1100.04.03	100x12	570-762	K. KIVRIK		11,900
KS1100.04.04	100x12	520-660	K. DÜZ		10,600
KS1100.04.05	100x12	475-608	K. DÜZ		9,700
KS1100.04.06	100x12	425-546	K. DÜZ		8,700
KS1100.04.07	100x12	375-484	K. DÜZ		7,700
KS1100.04.08	100x12	325-432	K. DÜZ		6,800
KS1100.04.09	100x12	276-375	K. DÜZ		5,800
KS1100.04.10	100x12	227-318	K. DÜZ		4,900
KS1100.04.11	100x12	178-261	K. DÜZ		3,900
KS1100.04.12	100x12	130-204	K. DÜZ	3,000	

## KS1100.07.00

R420 ARKA  
R420 REAR



Dikmen No	M (mm)	A-B (mm)	C (mm)	Ø D (0x0xmm)	AĞIRLIK Weight(kg)
KS1100.07.00	Komple Makas		105		181,300
KS1100.07.01	90x26	800-800	K. DÜZ		29,200
KS1100.07.02	90x26	795-795	K. DÜZ		28,500
KS1100.07.03	90x26	650-650	K. SÜZME		23,500
KS1100.07.04	90x26	590-590	K. SÜZME		21,350
KS1100.07.05	90x26	525-525	K. SÜZME		18,400
KS1100.07.06	90x26	460-460	K. SÜZME		16,800
KS1100.07.07	90x26	395-395	K. SÜZME		14,250
KS1100.07.08	90x26	330-330	K. SÜZME		11,850
KS1100.07.09	90x26	265-265	K. SÜZME		9,500
KS1100.07.10	90x26	200-200	K. SÜZME	7,100	



A : Sağ Mesafe / Right Distance  
 B : Sol Mesafe / Left Distance  
 C : Kavis -Ticari Sınıf / Curve - Commercial Class  
 M : Malzeme Ebatı / Material Dimension  
 D : Burç Ölçüleri / Bush Dimension

**KS1100.05.00**
**P380 ARKA**  
 P380 REAR


Dikmen No	M (mm)	A-B (mm)	C (mm)	Ø D (0x0xmm)	AĞIRLIK Weight(kg)
KS1100.05.00	Komple Makas		125		163,000
KS1100.05.01	90x20	800-800	K. DÜZ		21,900
KS1100.05.02	90x20	800-800	K. DÜZ		21,800
KS1100.05.03	90x20	690-690	K. SÜZME		18,840
KS1100.05.04	90x20	635-635	K. SÜZME		17,100
KS1100.05.05	90x20	580-580	K. SÜZME		15,600
KS1100.05.06	90x20	528-528	K. SÜZME		14,240
KS1100.05.07	90x20	473-473	K. SÜZME		12,640
KS1100.05.08	90x20	418-418	K. SÜZME		11,280
KS1100.05.09	90x20	363-363	K. SÜZME		9,600
KS1100.05.10	90x20	310-310	K. SÜZME		8,100
KS1100.05.11	90x20	255-255	K. SÜZME		6,650
KS1100.05.12	90x20	200-200	K. SÜZME		5,100


**KS1100.08.00**
**R420 ARKA**  
 R420 REAR


Dikmen No	M (mm)	A-B (mm)	C (mm)	Ø D (0x0xmm)	AĞIRLIK Weight(kg)
KS1100.08.00	Komple Makas		70		174,000
KS1100.08.01	90x25	793-793	K. DÜZ		27,800
KS1100.08.02	90x25	793-793	K. DÜZ		27,800
KS1100.08.03	90x25	650-650	K. SÜZME		22,600
KS1100.08.04	90x25	590-590	K. SÜZME		20,500
KS1100.08.05	90x25	525-525	K. SÜZME		18,300
KS1100.08.06	90x25	460-460	K. SÜZME		15,000
KS1100.08.07	90x25	395-395	K. SÜZME		13,600
KS1100.08.08	90x25	330-330	K. SÜZME		11,400
KS1100.08.09	90x25	265-265	K. SÜZME		9,100
KS1100.08.10	90x25	200-200	K. SÜZME		6,800

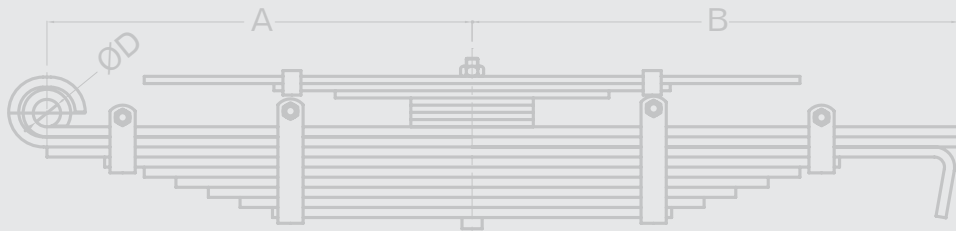
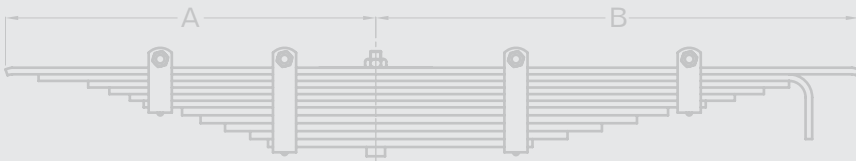
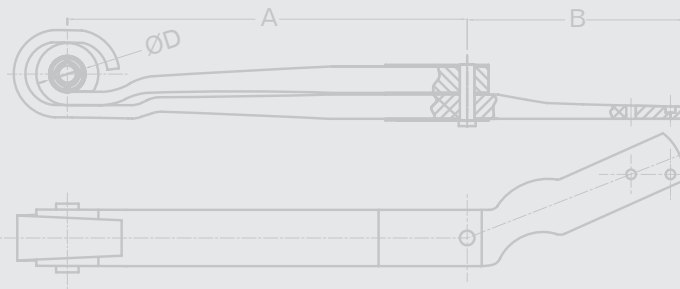
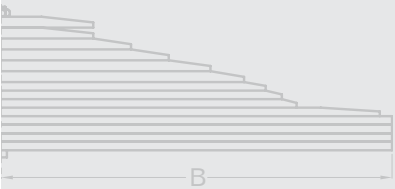
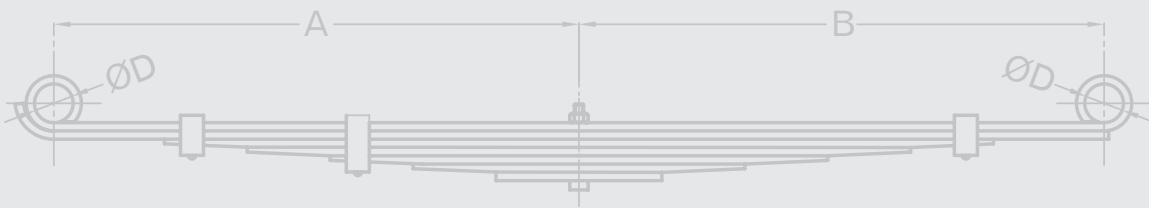
**KS1100.10.00**
**P 380 ARKA**  
 P 380 REAR


Dikmen No	M (mm)	A-B (mm)	C (mm)	Ø D (0x0xmm)	AĞIRLIK Weight(kg)
KS1100.10.00	Komple Makas		100		171,500
KS1100.10.01	90x30	795-795	K. DÜZ		32,780
KS1100.10.02	90x30	795-795	K. DÜZ		32,650
KS1100.10.03	90x30	630-630	K. DÜZ		25,500
KS1100.10.04	90x30	545-545	K. DÜZ		22,490
KS1100.10.05	90x30	465-465	K. DÜZ		18,900
KS1100.10.06	90x30	380-380	K. DÜZ		15,370
KS1100.10.07	90x30	295-295	K. DÜZ		11,790
KS1100.10.08	90x30	215-215	K. DÜZ		8,720



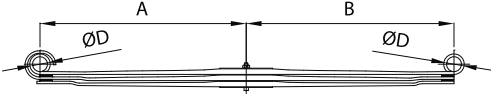


**DiKMEN**  
LEAF SPRINGS CO. LTD.



MAKASLAR / LEAF-SPRING

**VOLVO**



A : Sağ Mesafe / Right Distance  
 B : Sol Mesafe / Left Distance  
 C : Kavış - Ticari Sınıf / Curve - Commercial Class  
 M : Malzeme Ebatı / Material Dimension  
 D : Burç Ölçüleri / Bush Dimension

**PS1200.01.00**
**FL10 83-81 ÖN 2. DİNGİL**  
 FL10 83-81 FRONT 2nd AXLE


Dikmen No	M (mm)	A-B (mm)	C (mm)	Ø D (0x0xmm)	AĞIRLIK Weight(kg)
PS1200.01.00	Komple Makas		130	104,5xØ45x M36x3	79,000
PS1200.01.01	100x30	830-810	P. BURÇLU		28,400
PS1200.01.02	100x30	1090-830	P. KIVRIK		26,940
PS1200.01.03	100x26	845-830	P. DÜZ		22,000

**PS1200.02.00**
**N12 93-81 ÖN 1. DİNGİL**  
 N12 93-81 FRONT 1st AXLE


Dikmen No	M (mm)	A-B (mm)	C (mm)	Ø D (0x0xmm)	AĞIRLIK Weight(kg)
PS1200.02.00	Komple Makas		140	104,5xØ45x M36x3	82,000
PS1200.02.01	100x30	930-820	P. BURÇLU		28,900
PS1200.02.02	100x30	1190-838	P. KIVRIK		27,500
PS1200.02.03	100x30	945-830	P. DÜZ		25,500

**PS1200.03.00**
**FH 12 ÖN**  
 FH 12 FRONT

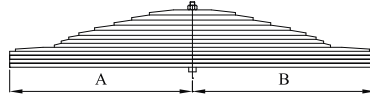
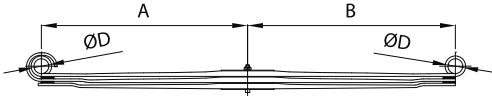

Dikmen No	M (mm)	A-B (mm)	C (mm)	Ø D (0x0xmm)	AĞIRLIK Weight(kg)
PS1200.03.00	Komple Makas		125	104,5xØ45x M36x3	63,200
PS1200.03.01	100x28	995-895	P. BURÇLU		30,300
PS1200.03.02	100x30	1245-940	P. KIVRIK		28,710

**PS1200.05.00**
**420 POWER ÖN (2. DİNGİL)**  
 420 POWER FRONT (2nd AXLE)


Dikmen No	M (mm)	A-B (mm)	C (mm)	Ø D (0x0xmm)	AĞIRLIK Weight(kg)
PS1200.05.00	Komple Makas		125	104,5xØ45x M36x3	65,500
PS1200.05.01	100x21	800-800	P. BURÇLU		23,360
PS1200.05.02	100x25	1030-825	P. KIVRIK		21,000
PS1200.05.03	100x25	825-825	P. DÜZ		19,480

**PS1200.09.00**
**480 POWER ÖN (2. DİNGİL)**  
 480 POWER FRONT (2nd AXLE)


Dikmen No	M (mm)	A-B (mm)	C (mm)	Ø D (0x0xmm)	AĞIRLIK Weight(kg)
PS1200.09.00	Komple Makas		125	110-95 xØ52xØ20	68,400
PS1200.09.01	100x22	795-795	P. BURÇLU		25,200
PS1200.09.02	100x25	1025-820	P. KIVRIK		21,180
PS1200.09.03	100x25	825-825	P. DÜZ		19,480



- A : Sağ Mesafe / Right Distance
- B : Sol Mesafe / Left Distance
- C : Kavis -Ticari Sınıf / Curve - Commercial Class
- M : Malzeme Ebatı / Material Dimension
- D : Burç Ölçüleri / Bush Dimension

## PS1200.06.00

ÖN Y.M.  
FRONT N.M.



Dikmen No	M (mm)	A-B (mm)	C (mm)	Ø D (0x0xmm)	AĞIRLIK Weight(kg)
PS1200.06.00	Komple Makas		125	110-95 xØ52xØ20	92,600
PS1200.06.01	100x32	990-900	P. BURÇLU		38,000
PS1200.06.02	100x30	1245-915	P. KIVRIK		29,440
PS1200.06.03	100x26	1020-915	P. DÜZ		22,780

## PS1200.06.00.T

ÖN Y.M.  
FRONT Y.M.



Dikmen No	M (mm)	A-B (mm)	C (mm)	Ø D (0x0xmm)	AĞIRLIK Weight(kg)
PS1200.06.00.T	Komple Makas		125	110-95 xØ52xØ20	115,400
PS1200.06.01	100x32	990-900	P. BURÇLU		38,000
PS1200.06.02	100x30	1245-915	P. KIVRIK		29,440
PS1200.06.03	100x26	1020-915	P. DÜZ		22,780
PS1200.06.04.T	100x26	1020-915	P. DÜZ		22,780

## PS1200.10.00

ÖN  
FRONT



Dikmen No	M (mm)	A-B (mm)	C (mm)	Ø D (0x0xmm)	AĞIRLIK Weight(kg)
PS1200.10.00	Komple Makas		120	105xØ45x M34x4	64,400
PS1200.10.01	100x22	795-795	P. BURÇLU		22,500
PS1200.10.02	100x24	1030-825	P. KIVRIK		21,200
PS1200.10.03	100x24	825-825	P. DÜZ		19,800

## PS1200.13.00

ARKA  
REAR



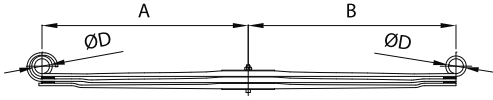
Dikmen No	M (mm)	A-B (mm)	C (mm)	Ø D (0x0xmm)	AĞIRLIK Weight(kg)
PS1200.13.00	Komple Makas		70		89,300
PS1200.13.01	75x47	815-815	P. DÜZ		27,500
PS1200.13.02	75x47	810-810	P. DÜZ		27,500
PS1200.13.03	75x55	810-810	P. DÜZ		34,300

## PS1200.12.00

ARKA  
REAR



Dikmen No	M (mm)	A-B (mm)	C (mm)	Ø D (0x0xmm)	AĞIRLIK Weight(kg)
PS1200.12.00	Komple Makas		41		74,000
PS1200.12.01	90x52	790-790	P. DÜZ		36,000
PS1200.12.02	90x52	790-790	P. DÜZ		36,000



- A : Sağ Mesafe / Right Distance  
 B : Sol Mesafe / Left Distance  
 C : Kavis -Ticari Sınıf / Curve - Commercial Class  
 M : Malzeme Ebatı / Material Dimension  
 D : Burç Ölçüleri / Bush Dimension

**PS1200.14.00**
**FM9 ARKA**  
 FM9 REAR


Dikmen No	M (mm)	A-B (mm)	C (mm)	Ø D (0x0xmm)	AĞIRLIK Weight(kg)
PS1200.14.00	Komple Makas		5 / 250	112-101x Ø55xØ26	100,000
PS1200.14.01	90x35	910-970	P. BURÇLU		33,000
PS1200.14.02	90x35	1160-970	P. KIVRIK		29,000
PS1200.14.03	90x45	925-950	P. DÜZ		35,200

**PS1200.16.00**
**ÖN**  
 FRONT


Dikmen No	M (mm)	A-B (mm)	C (mm)	Ø D (0x0xmm)	AĞIRLIK Weight(kg)
PS1200.16.00	Komple Makas		130	110-95x Ø52xØ20	72,500
PS1200.16.01	100x32	990-900	P. BURÇLU		38,000
PS1200.16.02	100x32	1230-920	P. KIVRIK		30,800

**PS1200.17.00**
**ÖN**  
 FRONT

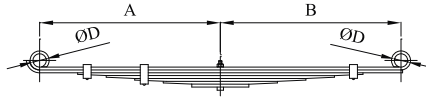
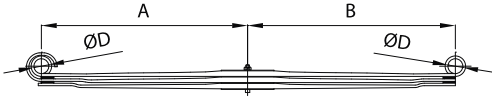

Dikmen No	M (mm)	A-B (mm)	C (mm)	Ø D (0x0xmm)	AĞIRLIK Weight(kg)
PS1200.17.00	Komple Makas		120	105xØ45 xM34x4D	64,600
PS1200.17.01	100x22	795-795	P. BURÇLU		23,000
PS1200.17.02	100x24	1030-825	P. KIVRIK		20,700
PS1200.17.03	100x24	825-825	P. DÜZ		19,240

**PS1200.19.00**
**ÖN**  
 FRONT


Dikmen No	M (mm)	A-B (mm)	C (mm)	Ø D (0x0xmm)	AĞIRLIK Weight(kg)
PS1200.19.00	Komple Makas		146	105xØ45 xM36x3D	64,600
PS1200.19.01	100x30	990-900	P. BURÇLU		32,500
PS1200.19.02	100x30	1255-930	P. KIVRIK		30,200

**PS1200.21.00**
**FH12 ÖN**  
 FH12 FRONT


Dikmen No	M (mm)	A-B (mm)	C (mm)	Ø D (0x0xmm)	AĞIRLIK Weight(kg)
PS1200.21.00	Komple Makas		118	105xØ45 xM36x3D	66,500
PS1200.21.01	100x32	990-900	P. BURÇLU		35,500
PS1200.21.02	100x32	1235-920	P. KIVRIK		30,000



- A : Sağ Mesafe / Right Distance
- B : Sol Mesafe / Left Distance
- C : Kavis -Ticari Sınıf / Curve - Commercial Class
- M : Malzeme Ebati / Material Dimension
- D : Burç Ölçüleri / Bush Dimension

## PS1200.23.00

ARKA  
REAR



Dikmen No	M (mm)	A-B (mm)	C (mm)	Ø D (0x0xmm)	AĞIRLIK Weight(kg)
PS1200.23.00	Komple Makas		130	105xØ55 xM44x3D	92,000
PS1200.23.01	100x32	895-820	P. BURÇLU		34,000
PS1200.23.02	100x32	1130-850	P. KIVRIK		29,500
PS1200.23.03	100x32	920-850	P. DÜZ		28,300

## PS1200.25.00

500 ARKA  
500 REAR



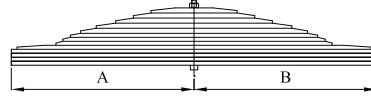
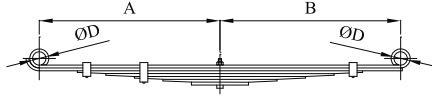
Dikmen No	M (mm)	A-B (mm)	C (mm)	Ø D (0x0xmm)	AĞIRLIK Weight(kg)
PS1200.25.00	Komple Makas		130	96xØ62xØ24	76,000
PS1200.25.01	90x26	860-860	P. BURÇLU		32,600
PS1200.25.02	90x26	1100-870	P. KIVRIK		22,200
PS1200.25.03	90x26	870-870	P. DÜZ		20,500

## KS1200.01.00

N 12 ÖN  
N 12 FRONT



Dikmen No	M (mm)	A-B (mm)	C (mm)	Ø D (0x0xmm)	AĞIRLIK Weight(kg)
KS1200.01.00	Komple Makas		120	105xØ45 xM36x3D	125,000
KS1200.01.01	100x13	935-815	K. BURÇLU		20,880
KS1200.01.02	100x13	1140-880	K. KIVRIK		19,140
KS1200.01.03	100x13	750-860	K. DÜZ		15,700
KS1200.01.04	100x13	655-785	K. DÜZ		14,200
KS1200.01.05	100x13	580-700	K. DÜZ		12,400
KS1200.01.06	100x13	500-620	K. DÜZ		11,100
KS1200.01.07	100x13	540-420	K. DÜZ		9,380
KS1200.01.08	100x13	460-340	K. DÜZ		7,700
KS1200.01.09	100x13	330-220	K. DÜZ		5,200
KS1200.01.10	100x13	290-200	K. DÜZ		4,600
KS1200.01.11	100x13	220-140	K. DÜZ	3,400	



- A : Sağ Mesafe / Right Distance  
 B : Sol Mesafe / Left Distance  
 C : Kavış -Ticari Sınıf / Curve - Commercial Class  
 M : Malzeme Ebatı / Material Dimension  
 D : Burç Ölçüleri / Bush Dimension

**KS1200.01.00.T**
**N 12 ÖN**  
 N 12 FRONT

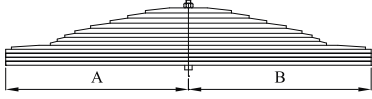

Dikmen No	M (mm)	A-B (mm)	C (mm)	Ø D (0x0xmm)	AĞIRLIK Weight(kg)
KS1200.01.00.T	Komple Makas		120	"105xØ45 xM36x3D"	142,000
KS1200.01.01	100x13	935-815	K. BURÇLU		20,880
KS1200.01.02	100x13	1140-880	K. KIVRIK		19,140
KS1200.01.03.T	100x13	930-810	K. DÜZ		16,650
KS1200.01.03	100x13	750-860	K. DÜZ		15,700
KS1200.01.04	100x13	655-785	K. DÜZ		14,200
KS1200.01.05	100x13	580-700	K. DÜZ		12,400
KS1200.01.06	100x13	500-620	K. DÜZ		11,100
KS1200.01.07	100x13	540-420	K. DÜZ		9,380
KS1200.01.08	100x13	460-340	K. DÜZ		7,700
KS1200.01.09	100x13	330-220	K. DÜZ		5,200
KS1200.01.10	100x13	290-200	K. DÜZ		4,600
KS1200.01.11	100x13	220-140	K. DÜZ		3,400

**KS1200.02.00**
**N 12 ARKA**  
 N 12 REAR


Dikmen No	M (mm)	A-B (mm)	C (mm)	Ø D (0x0xmm)	AĞIRLIK Weight(kg)
KS1200.02.00	Komple Makas		35		149,000
KS1200.02.01	90x26	790-790	K. SÜZME		27,600
KS1200.02.02	90x26	750-750	K. SÜZME		26,000
KS1200.02.03	90x26	625-625	K. SÜZME		21,400
KS1200.02.04	90x26	550-550	K. SÜZME		18,900
KS1200.02.05	90x26	475-475	K. SÜZME		16,400
KS1200.02.06	90x26	400-400	K. SÜZME		13,440
KS1200.02.07	90x26	320-320	K. SÜZME		10,900
KS1200.02.08	90x26	250-250	K. SÜZME		8,100
KS1200.02.09	90x26	175-175	K. SÜZME		5,550

**KS1200.03.00**
**FH 12 ÖN**  
 FH 12 FRONT


Dikmen No	M (mm)	A-B (mm)	C (mm)	Ø D (0x0xmm)	AĞIRLIK Weight(kg)
KS1200.03.00	Komple Makas		185	105xØ45 xM36x3D	125,000
KS1200.03.01	100x15	1000-900	K. BURÇLU		25,300
KS1200.03.02	100x15	1220-920	K. KIVRIK		23,400
KS1200.03.03	100x15	900-770	K. DÜZ		19,500
KS1200.03.04	100x15	800-680	K. DÜZ		17,000
KS1200.03.05	100x15	700-600	K. DÜZ		14,700
KS1200.03.06	100x15	570-460	K. DÜZ		11,700
KS1200.03.07	100x15	350-300	K. DÜZ		7,400
KS1200.03.08	100x15	260-210	K. DÜZ		5,200



- A : Sağ Mesafe / Right Distance  
 B : Sol Mesafe / Left Distance  
 C : Kavis -Ticari Sınıf / Curve - Commercial Class  
 M : Malzeme Ebatı / Material Dimension  
 D : Burç Ölçüleri / Bush Dimension

**KS1200.04.00**
**FH 12 ARKA**  
**FH 12 REAR**

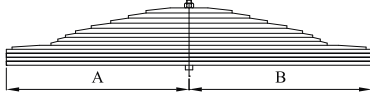

Dikmen No	M (mm)	A-B (mm)	C (mm)	Ø D (0x0xmm)	AĞIRLIK Weight(kg)
KS1200.04.00	Komple Makas		52		207,000
KS1200.04.01	90x26	830-830	K. KIVRIK		28,900
KS1200.04.02	90x26	810-810	K. KIVRIK		28,000
KS1200.04.03	90x26	760-760	K. SÜZME		27,000
KS1200.04.04	90x26	725-725	K. SÜZME		25,100
KS1200.04.05	90x26	675-675	K. SÜZME		23,400
KS1200.04.06	90x26	550-550	K. SÜZME		19,000
KS1200.04.07	90x26	475-475	K. SÜZME		16,000
KS1200.04.08	90x26	400-400	K. SÜZME		14,000
KS1200.04.09	90x26	325-325	K. SÜZME		11,000
KS1200.04.10	90x26	250-250	K. SÜZME		8,000
KS1200.04.11	90x26	175-175	K. SÜZME		5,000

**KS1200.05.00**
**FH 12 ARKA**  
**FH 12 REAR**


Dikmen No	M (mm)	A-B (mm)	C (mm)	Ø D (0x0xmm)	AĞIRLIK Weight(kg)
KS1200.05.00	Komple Makas		55		135,000
KS1200.05.01	75x26	810-810	K. KIVRIK		24,000
KS1200.05.02	75x26	800-800	K. DÜZ		23,600
KS1200.05.03	75x26	675-675	K. SÜZME		20,500
KS1200.05.04	75x26	550-550	K. SÜZME		16,500
KS1200.05.05	75x26	480-480	K. SÜZME		14,500
KS1200.05.06	75x26	400-400	K. SÜZME		12,000
KS1200.05.07	75x26	325-325	K. SÜZME		9,800
KS1200.05.08	75x26	250-250	K. SÜZME		7,500
KS1200.05.09	75x26	175-175	K. SÜZME		5,200

**KS1200.06.00**
**FH 12 ARKA**  
**FH 12 REAR**


Dikmen No	M (mm)	A-B (mm)	C (mm)	Ø D (0x0xmm)	AĞIRLIK Weight(kg)
KS1200.06.00	Komple Makas		55		156,000
KS1200.06.01	90x26	830-830	K. KIVRIK		30,200
KS1200.06.02	90x26	810-810	K. DÜZ		29,200
KS1200.06.03	90x26	675-675	K. SÜZME		23,000
KS1200.06.04	90x26	550-550	K. SÜZME		18,600
KS1200.06.05	90x26	475-475	K. SÜZME		16,000
KS1200.06.06	90x26	400-400	K. SÜZME		13,400
KS1200.06.07	90x26	325-325	K. SÜZME		10,800
KS1200.06.08	90x26	250-250	K. SÜZME		8,200
KS1200.06.09	90x26	175-175	K. SÜZME		5,600



- A : Sağ Mesafe / Right Distance  
 B : Sol Mesafe / Left Distance  
 C : Kavis -Ticari Sınıf / Curve - Commercial Class  
 M : Malzeme Ebatı / Material Dimension  
 D : Burç Ölçüleri / Bush Dimension

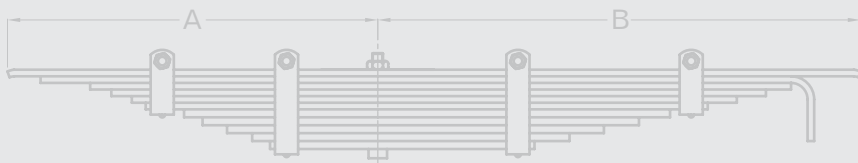
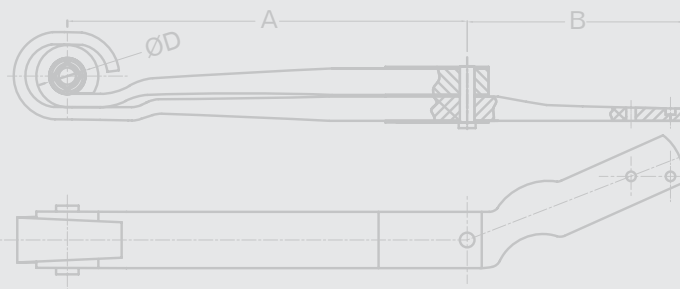
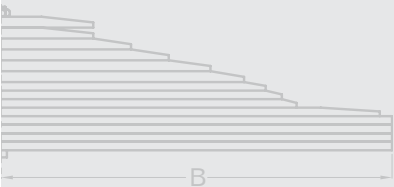
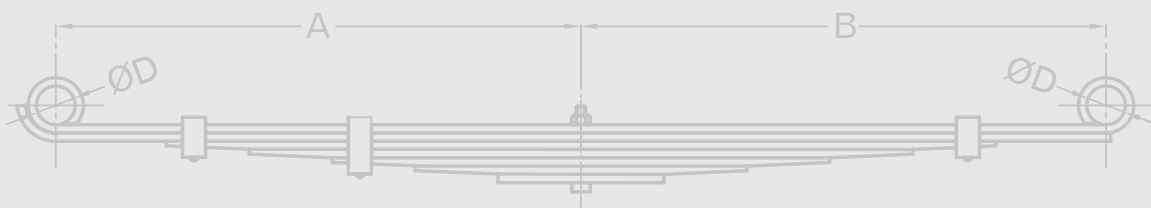
**KS1200.07.00**
**FH 12 ARKA**  
 FH 12 REAR


Dikmen No	M (mm)	A-B (mm)	C (mm)	Ø D (0x0xmm)	AĞIRLIK Weight(kg)
KS1200.07.00	Komple Makas		55		156,000
KS1200.07.01	90x26	830-830	K. KIVRIK		30,200
KS1200.07.02	90x26	810-810	K. DÜZ		29,200
KS1200.07.03	90x26	675-675	K. SÜZME		23,000
KS1200.07.04	90x26	550-550	K. SÜZME		18,600
KS1200.07.05	90x26	475-475	K. SÜZME		16,000
KS1200.07.06	90x26	400-400	K. SÜZME		13,400
KS1200.07.07	90x26	325-325	K. SÜZME		10,800
KS1200.07.08	90x26	250-250	K. SÜZME		8,200
KS1200.07.09	90x26	175-175	K. SÜZME		5,600



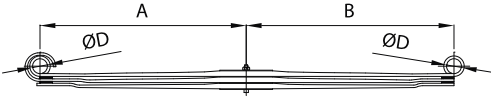


**DiKMEN**  
LEAF SPRINGS CO. LTD.



MAKASLAR / LEAF-SPRING

**DAF**



A : Sağ Mesafe / Right Distance  
 B : Sol Mesafe / Left Distance  
 C : Kavis -Ticari Sınıf / Curve - Commercial Class  
 M : Malzeme Ebatı / Material Dimension  
 D : Burç Ölçüleri / Bush Dimension

**PS1400.03.00**

ÖN  
FRONT



Dikmen No	M (mm)	A-B (mm)	C (mm)	Ø D (0x0xmm)	AĞIRLIK Weight(kg)
PS1400.03.00	Komple Makas		125	75,5xØ39xØ31 52,5xØ31xØ26	48,500
PS1400.03.01	80x32	900-900	P. BURÇLU		26,160
PS1400.03.02	80x28	1105-910	P. KIVRIK		21,000

**PS1400.10.00**

ÖN  
FRONT



Dikmen No	M (mm)	A-B (mm)	C (mm)	Ø D (0x0xmm)	AĞIRLIK Weight(kg)
PS1400.10.00	Komple Makas		125	75,5xØ39xØ31 52,5xØ31xØ26	49,000
PS1400.10.01	80x32	900-900	P. BURÇLU		25,400
PS1400.10.02	80x28	1105-910	P. KIVRIK		21,800

**PS1400.10.00.T**

ÖN  
FRONT



Dikmen No	M (mm)	A-B (mm)	C (mm)	Ø D (0x0xmm)	AĞIRLIK Weight(kg)
PS1400.10.00.T	Komple Makas		125	75,5xØ39xØ31 52,5xØ31xØ26	68,000
PS1400.10.01	80x32	900-900	P. BURÇLU		25,400
PS1400.10.02	80x28	1105-910	P. KIVRIK		21,800
PS1400.10.03	80x28	910-910	P. DÜZ		19,000

**PS1400.11.00**

ÖN  
FRONT



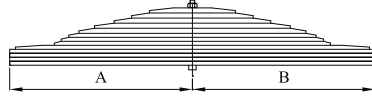
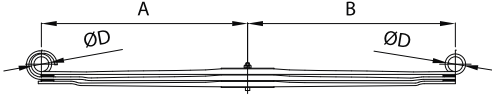
Dikmen No	M (mm)	A-B (mm)	C (mm)	Ø D (0x0xmm)	AĞIRLIK Weight(kg)
PS1400.11.00	Komple Makas		125	75,5xØ39xØ31 52,5xØ31xØ26	54,000
PS1400.11.01	80x32	900-900	P. BURÇLU		26,500
PS1400.11.02	80x32	1105-910	P. KIVRIK		23,450
PS1400.11.03	80x24	90-90	P. DÜZ		2,800

**PS1400.04.00**

85-380 ÖN  
85-380 FRONT



Dikmen No	M (mm)	A-B (mm)	C (mm)	Ø D (0x0xmm)	AĞIRLIK Weight(kg)
PS1400.04.00	Komple Makas		140	86-70x Ø63xØ24	56,600
PS1400.04.01	80x32	900-900	P. BURÇLU		31,400
PS1400.04.02	80x32	1185-910	P. KIVRIK		24,100



A : Sağ Mesafe / Right Distance  
B : Sol Mesafe / Left Distance  
C : Kavis -Ticari Sınıf / Curve - Commercial Class  
M : Malzeme Ebati / Material Dimension  
D : Burç Ölçüleri / Bush Dimension

**PS1400.09.00**

ÖN  
FRONT



Dikmen No	M (mm)	A-B (mm)	C (mm)	Ø D (0x0xmm)	AĞIRLIK Weight(kg)
PS1400.09.00	Komple Makas		172	86-70X Ø63XØ24	55,600
PS1400.09.01	80x28	900-900	P. BURÇLU		29,000
PS1400.09.02	80x30	1175-900	P. KIVRIK		26,000

**PS1400.02.00**

ARKA  
REAR



Dikmen No	M (mm)	A-B (mm)	C (mm)	Ø D (0x0xmm)	AĞIRLIK Weight(kg)
PS1400.02.00	Komple Makas		160		35,200
PS1400.02.01	80x40	997-997	P. KIVRIK		

**PS1400.13.00**

ÖN  
FRONT



Dikmen No	M (mm)	A-B (mm)	C (mm)	Ø D (0x0xmm)	AĞIRLIK Weight(kg)
PS1400.13.00	Komple Makas		118	75,5xØ39xØ31 52,5xØ31xØ26	70,000
PS1400.13.01	80x28	900-900	P. BURÇLU		25,400
PS1400.13.02	80x28	1145-910	P. KIVRIK		24,200
PS1400.13.03	80x28	910-910	P. DÜZ		19,740

**PS1400.14.00**

ÖN  
FRONT



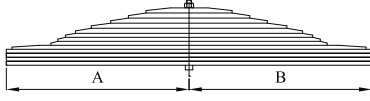
Dikmen No	M (mm)	A-B (mm)	C (mm)	Ø D (0x0xmm)	AĞIRLIK Weight(kg)
PS1400.14.00	Komple Makas		168	"86-70x Ø63xØ24"	55,600
PS1400.14.01	80x28	900-900	P. BURÇLU		29,000
PS1400.14.02	80x30	1175-900	P. KIVRIK		26,000

**KS1400.01.00**

85-380 ARKA  
85-380 REAR



Dikmen No	M (mm)	A-B (mm)	C (mm)	Ø D (0x0xmm)	AĞIRLIK Weight(kg)
KS1400.01.00	Komple Makas		35		126,500
KS1400.01.01	90x29	780-780	K. DÜZ		30,500
KS1400.01.02	90x29	760-760	K. DÜZ		30,300
KS1400.01.03	90x29	620-620	K. SÜZME		24,000
KS1400.01.04	90x29	430-430	K. SÜZME		18,200
KS1400.01.05	90x29	320-320	K. SÜZME		13,000
KS1400.01.06	90x29	210-210	K. SÜZME		7,600
KS1400.01.07	88x4	200-200	SAC		0,550

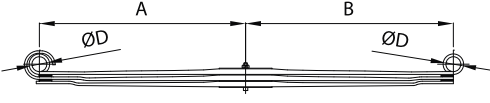


A : Sağ Mesafe / Right Distance  
 B : Sol Mesafe / Left Distance  
 C : Kavis -Ticari Sınıf / Curve - Commercial Class  
 M : Malzeme Ebatı / Material Dimension  
 D : Burç Ölçüleri / Bush Dimension

**KS1400.02.00**

 ARKA  
 REAR


Dikmen No	M (mm)	A-B (mm)	C (mm)	Ø D (0x0xmm)	AĞIRLIK Weight(kg)
KS1400.02.00	Komple Makas		0		132,000
KS1400.02.01	90x30	780-780	K.DÜZ		32,800
KS1400.02.02	90x30	760-760	K. SÜZME		31,600
KS1400.02.03	90x30	620-620	K. SÜZME		25,600
KS1400.02.04	90x30	480-480	K. SÜZME		19,800
KS1400.02.05	90x30	350-350	K. SÜZME		13,400
KS1400.02.06	90x30	210-210	K. SÜZME		7,600
KS1400.02.07	88x4	100-100	SAC		0,500





- A : Sağ Mesafe / Right Distance  
 B : Sol Mesafe / Left Distance  
 C : Kavis -Ticari Sınıf / Curve - Commercial Class  
 M : Malzeme Ebatı / Material Dimension  
 D : Burç Ölçüleri / Bush Dimension

PS1400.05.00

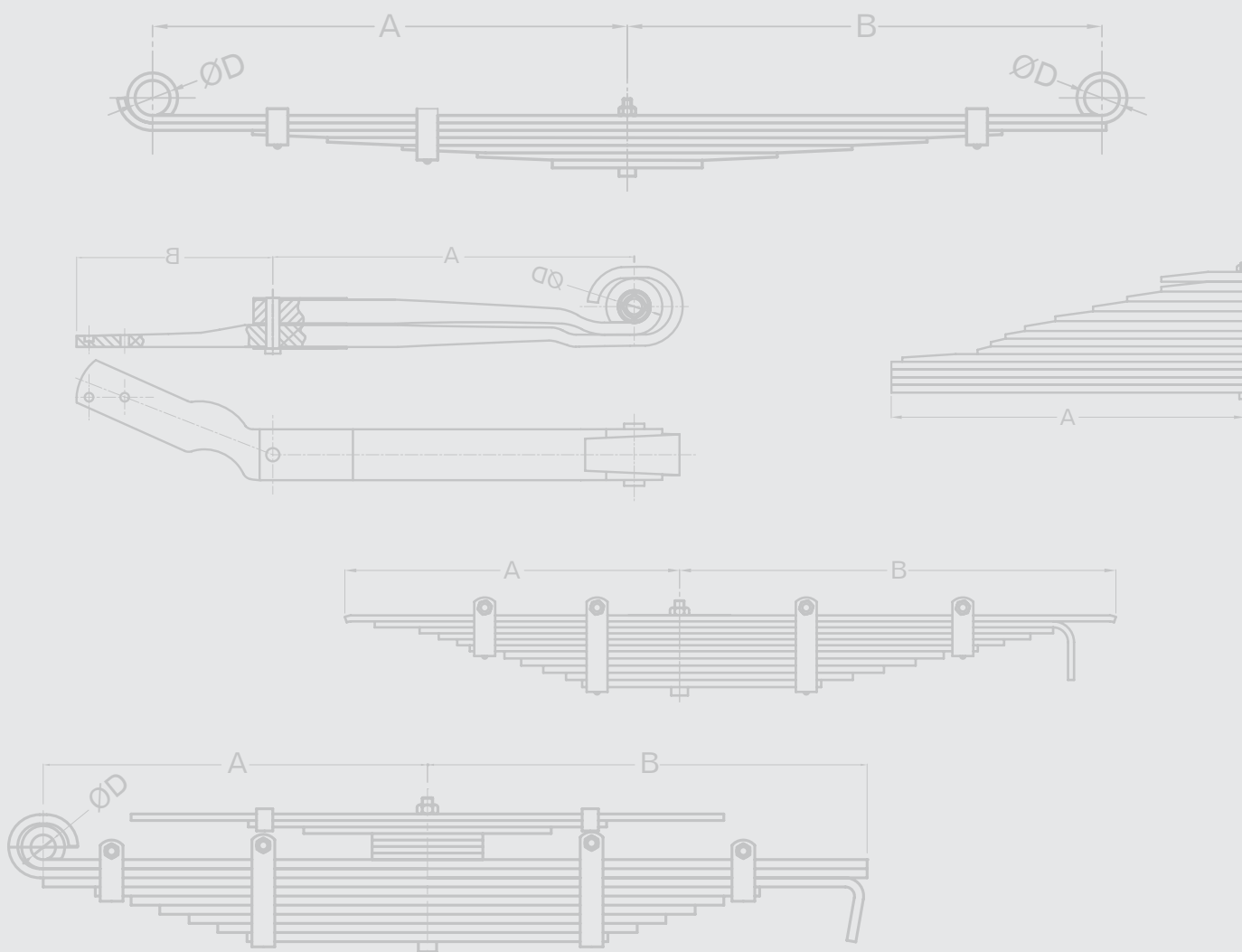
 PICK-UP ARKA  
 PICK-UP REAR


Dikmen No	M (mm)	A-B (mm)	C (mm)	Ø D (0x0xmm)	AĞIRLIK Weight(kg)
PS1400.05.00	Komple Makas		145	78xØ46xØ16	15,000
PS1400.05.01	70x12	665-592	P. BURÇLU		8,520
PS1400.05.02	70x12	740-670	P. KIVRIK		6,900

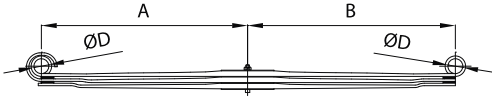


**DiKMEN**  
LEAF SPRINGS CO. LTD.

MAKASLAR / LEAF-SPRING



**DAEWOO**



- A : Sağ Mesafe / Right Distance
- B : Sol Mesafe / Left Distance
- C : Kavis -Ticari Sınıf / Curve - Commercial Class
- M : Malzeme Ebatı / Material Dimension
- D : Burç Ölçüleri / Bush Dimension

## PS2300.01.00

ÖN  
FRONT



Dikmen No	M (mm)	A-B (mm)	C (mm)	Ø D (0x0xmm)	AĞIRLIK Weight(kg)
PS2300.01.00	Komple Makas		100	90xØ38x Ø32	83,000
PS2300.01.01	90x25	750-750	P.BURÇLU		22,200
PS2300.01.02	90x25	980-760	P. KIVRIK		21,700
PS2300.01.03	90x25	760-760	P. DÜZ		19,500
PS2300.01.04	90x25	760-760	P. DÜZ		19,500

## KS2300.01.00

ÖN  
FRONT



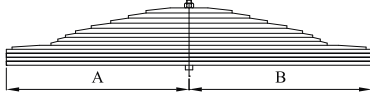
Dikmen No	M (mm)	A-B (mm)	C (mm)	Ø D (0x0xmm)	AĞIRLIK Weight(kg)
KS2300.01.00	Komple Makas		115	90xØ38 xØ32	92,000
KS2300.01.01	90x13	750-750	K. BURÇLU		15,800
KS2300.01.02	90x13	960-825	K. KIVRIK		15,300
KS2300.01.03	90x13	675-675	K. DÜZ		12,100
KS2300.01.04	90x13	600-600	K. DÜZ		10,700
KS2300.01.05	90x13	525-525	K. DÜZ		9,400
KS2300.01.06	90x13	450-450	K. DÜZ		8,000
KS2300.01.07	90x13	375-375	K. DÜZ		6,700
KS2300.01.08	90x13	300-300	K. DÜZ		5,400
KS2300.01.09	90x13	225-225	K. DÜZ		4,100
KS2300.01.10	90x13	150-150	K. DÜZ	2,700	

## KS2300.02.00

ARKA  
REAR



Dikmen No	M (mm)	A-B (mm)	C (mm)	Ø D (0x0xmm)	AĞIRLIK Weight(kg)
KS2300.02.00	Komple Makas		140	100xØ38 xØ32	126,500
KS2300.02.01	100x14	860-800	K. BURÇLU		21,600
KS2300.02.02	100x14	1060-925	K. KIVRIK		19,800
KS2300.02.03	100x14	870-810	K. DÜZ		17,500
KS2300.02.04	100x14	870-810	K. DÜZ		17,500
KS2300.02.05	100x14	730-685	K. DÜZ		15,300
KS2300.02.06	100x14	570-560	K. DÜZ		12,100
KS2300.02.07	100x14	460-435	K. DÜZ		9,700
KS2300.02.08	100x14	320-310	K. DÜZ		6,800
KS2300.02.09	100x14	185-185	K. DÜZ	4,000	



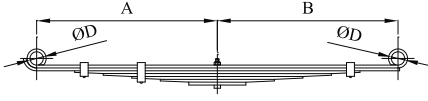
A : Sağ Mesafe / Right Distance  
 B : Sol Mesafe / Left Distance  
 C : Kavis -Ticari Sınıf / Curve - Commercial Class  
 M : Malzeme Ebatı / Material Dimension  
 D : Burç Ölçüleri / Bush Dimension

**KS2400.01.00**

 ARKA  
 REAR


Dikmen No	M (mm)	A-B (mm)	C (mm)	Ø D (0x0xmm)	AĞIRLIK Weight(kg)
KS2400.01.00	Komple Makas		90		226,000
KS2400.01.01	90x25	860-860	K. DÜZ		30,100
KS2400.01.02	90x25	860-860	K. DÜZ		30,100
KS2400.01.03	90x25	860-860	K. DÜZ		30,100
KS2400.01.04	90x25	630-630	K. SÜZME		22,000
KS2400.01.05	90x25	615-615	K. SÜZME		21,350
KS2400.01.06	90x25	565-565	K. SÜZME		19,600
KS2400.01.07	90x25	505-505	K. SÜZME		17,500
KS2400.01.08	90x25	455-455	K. SÜZME		15,750
KS2400.01.09	90x25	395-395	K. SÜZME		13,650
KS2400.01.10	90x25	315-315	K. SÜZME		10,850
KS2400.01.11	90x25	245-245	K. SÜZME		8,400
KS2400.01.12	90x25	175-175	K. SÜZME		6,150





- A : Sağ Mesafe / Right Distance
- B : Sol Mesafe / Left Distance
- C : Kavis -Ticari Sınıf / Curve - Commercial Class
- M : Malzeme Ebatı / Material Dimension
- D : Burç Ölçüleri / Bush Dimension

## KS2500.02.00

ÖN  
FRONT



Dikmen No	M (mm)	A-B (mm)	C (mm)	Ø D (0x0xmm)	AĞIRLIK Weight(kg)
KS2500.02.00	Komple Makas		130		140,000
KS2500.02.01	90x14	825-825	K. KIVRIK		19,600
KS2500.02.02	90x14	925-925	K. KIVRIK		18,200
KS2500.02.03	90x14	880-880	K. KIVRIK		17,300
KS2500.02.04	90x14	675-675	K. DÜZ		13,300
KS2500.02.05	90x14	630-630	K. DÜZ		12,400
KS2500.02.06	90x14	570-570	K. DÜZ		11,200
KS2500.02.07	90x14	510-510	K. DÜZ		10,000
KS2500.02.08	90x14	450-450	K. DÜZ		8,800
KS2500.02.09	90x14	390-390	K. DÜZ		7,600
KS2500.02.10	90x14	330-330	K. DÜZ		6,300
KS2500.02.11	90x14	270-270	K. DÜZ		5,300
KS2500.02.12	90x14	210-210	K. DÜZ		4,100
KS2500.02.13	90x14	140-140	K. DÜZ		2,700
KS2500.02.14	90x14	140-140	K. DÜZ		2,700

## KS2500.03.00

ÖN  
FRONT



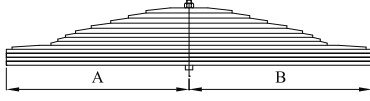
Dikmen No	M (mm)	A-B (mm)	C (mm)	Ø D (0x0xmm)	AĞIRLIK Weight(kg)
KS2500.03.00	Komple Makas		130		125,000
KS2500.03.01	90x14	900-900	K. KIVRIK		20,800
KS2500.03.02	90x14	995-995	K. KIVRIK		19,600
KS2500.03.03	90x14	900-900	K. SÜZME		17,400
KS2500.03.04	90x14	800-800	K. SÜZME		15,400
KS2500.03.05	90x14	700-700	K. SÜZME		13,500
KS2500.03.06	90x14	600-600	K. SÜZME		11,500
KS2500.03.07	90x14	500-500	K. SÜZME		9,500
KS2500.03.08	90x14	400-400	K. SÜZME		7,500
KS2500.03.09	90x14	300-300	K. SÜZME		5,600
KS2500.03.10	90x14	200-200	K. SÜZME		3,600

## KS2500.04.00

ÖN  
FRONT



Dikmen No	M (mm)	A-B (mm)	C (mm)	Ø D (0x0xmm)	AĞIRLIK Weight(kg)
KS2500.04.00	Komple Makas		130		141,000
KS2500.04.01	90x16	900-900	K. KIVRIK		24,000
KS2500.04.02	90x16	1125-995	K. KIVRIK		24,000
KS2500.04.03	90x16	955-955	K. KIVRIK		21,500
KS2500.04.04	90x16	750-750	K. DÜZ		17,000
KS2500.04.05	90x16	620-620	K. DÜZ		14,000
KS2500.04.06	90x16	530-530	K. DÜZ		11,900
KS2500.04.07	90x16	450-450	K. DÜZ		10,100
KS2500.04.08	90x16	360-360	K. DÜZ		8,100
KS2500.04.09	90x16	270-270	K. DÜZ		6,100
KS2500.04.10	90x16	190-190	K. DÜZ		4,300




A : Sağ Mesafe / Right Distance  
 B : Sol Mesafe / Left Distance  
 C : Kavis -Ticari Sınıf / Curve - Commercial Class  
 M : Malzeme Ebatı / Material Dimension  
 D : Burç Ölçüleri / Bush Dimension

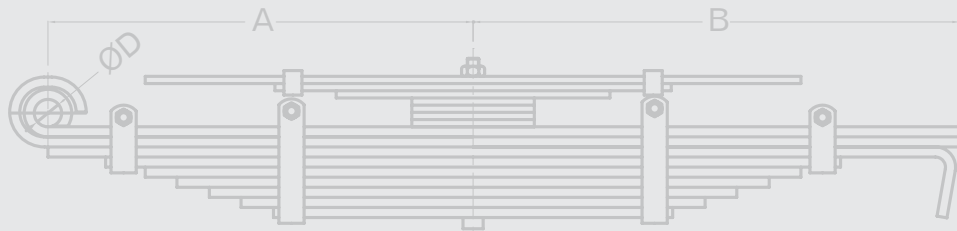
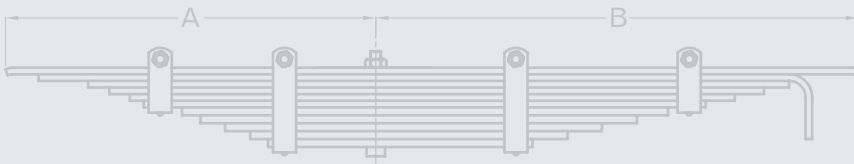
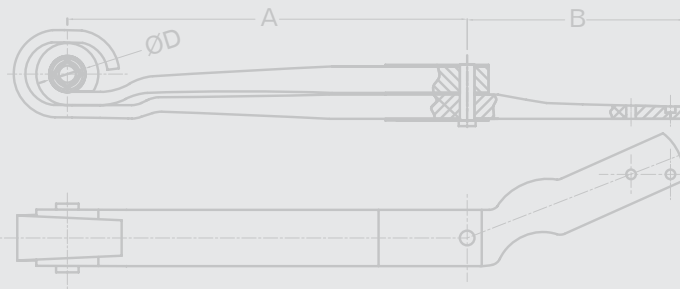
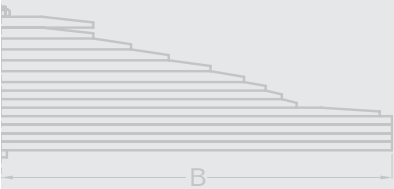
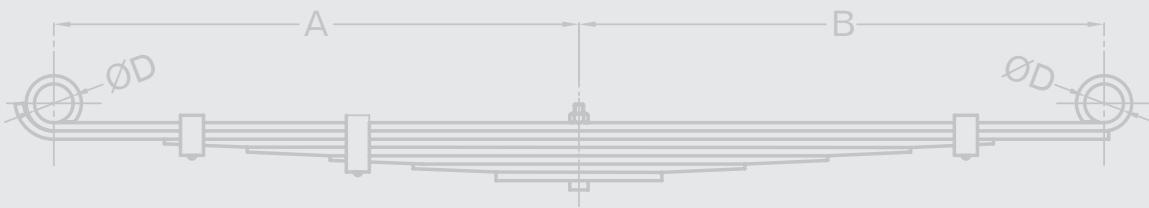
**KS2500.01.00**

 ARKA  
 REAR


Dikmen No	M (mm)	A-B (mm)	C (mm)	Ø D (0x0xmm)	AĞIRLIK Weight(kg)
KS2500.01.00	Komple Makas		100		203,000
KS2500.01.01	90x22	820-820	K. DÜZ		25,250
KS2500.01.02	90x22	820-820	K. DÜZ		25,250
KS2500.01.03	90x22	820-820	K. DÜZ		25,250
KS2500.01.04	90x22	820-820	K. SÜZME		25,000
KS2500.01.05	90x22	625-625	K. SÜZME		19,000
KS2500.01.06	90x22	560-560	K. SÜZME		17,000
KS2500.01.07	90x22	510-510	K. SÜZME		15,500
KS2500.01.08	90x22	445-445	K. SÜZME		13,500
KS2500.01.09	90x22	390-390	K. SÜZME		11,800
KS2500.01.10	90x22	330-330	K. SÜZME		9,900
KS2500.01.11	90x22	270-270	K. SÜZME		8,100
KS2500.01.12	90x22	220-220	K. SÜZME		6,600

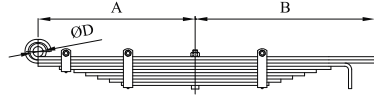
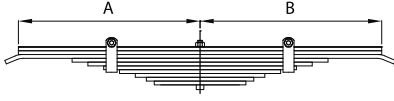


**DiKMEN**  
LEAF SPRINGS CO. LTD.



MAKASLAR / LEAF-SPRING


**DORSE / TRAILER**



- A : Sağ Mesafe / Right Distance  
 B : Sol Mesafe / Left Distance  
 C : Kavis -Ticari Sınıf / Curve - Commercial Class  
 M : Malzeme Ebatı / Material Dimension  
 D : Burç Ölçüleri / Bush Dimension

**PS1500.07.00**
**JUMBO DORSE KOMPLE**  
 JUMBO TRAILER


Dikmen No	M (mm)	A-B (mm)	C (mm)	Ø D (0x0xmm)	AĞIRLIK Weight(kg)
PS1500.07.00	Komple Makas		130		36,000
PS1500.07.01	100x20	610-610	P.DÜZ		12,000
PS1500.07.02	100x20	610-610	P.DÜZ		12,000
PS1500.07.03	100x20	610-610	P.DÜZ		12,000

**PS1500.10.00**
**JUMBO DORSE KOMPLE**  
 JUMBO TRAILER


Dikmen No	M (mm)	A-B (mm)	C (mm)	Ø D (0x0xmm)	AĞIRLIK Weight(kg)
PS1500.10.00	Komple Makas		100		26,500
PS1500.10.01	100x16	480-480	P.DÜZ		8,500
PS1500.10.02	100x16	480-480	P.DÜZ		8,500
PS1500.10.03	100x16	512-480	P.KIVRIK		8,800

**PS1500.37.00**
**RÖMORK MAKASI**  
 TRAILER LEAF SPRING

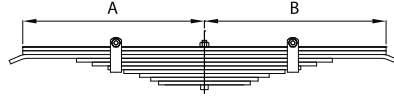
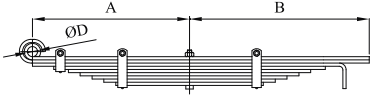

Dikmen No	M (mm)	A-B (mm)	C (mm)	Ø D (0x0xmm)	AĞIRLIK Weight(kg)
PS1500.37.00	Komple Makas		50 / 110		30,000
PS1500.37.01	100x30	305-465	P.BURÇLU	100xØ36 xØ30	15,000
PS1500.37.02	100x30	510-465	P.KIVRIK		14,500

**PS1500.38.00**
**RÖMORK MAKASI**  
 TRAILER LEAF SPRING


Dikmen No	M (mm)	A-B (mm)	C (mm)	Ø D (0x0xmm)	AĞIRLIK Weight(kg)
PS1500.38.00	Komple Makas		70 / 115		38,000
PS1500.38.01	100x30	469-605	P.BURÇLU	100xØ36 xØ30	18,600
PS1500.38.02	100x30	675-605	P.KIVRIK		19,300

**PS1500.39.00**
**RÖMORK MAKASI**  
 TRAILER LEAF SPRING


Dikmen No	M (mm)	A-B (mm)	C (mm)	Ø D (0x0xmm)	AĞIRLIK Weight(kg)
PS1500.39.00	Komple Makas		70 / 110		16,500
PS1500.39.01	80x20	353-450	P.BURÇLU	80xØ36 xØ30	8,350
PS1500.39.02	80x20	360-450	P.KIVRIK		7,750



A : Sağ Mesafe / Right Distance  
 B : Sol Mesafe / Left Distance  
 C : Kavis -Ticari Sınıf / Curve - Commercial Class  
 M : Malzeme Ebatı / Material Dimension  
 D : Burç Ölçüleri / Bush Dimension

**PS1500.52.00**

**DORSE**  
TRAILER SPRING



Dikmen No	M (mm)	A-B (mm)	C (mm)	Ø D (0x0xmm)	AĞIRLIK Weight(kg)
PS1500.52.00	Komple Makas		89		17,000
PS1500.52.01	75x38	595-595	P. KIVRIK		17,000

**PS1500.55.00**

**RÖMORK MAKASI**  
TRAILER LEAF SPRING



Dikmen No	M (mm)	A-B (mm)	C (mm)	Ø D (0x0xmm)	AĞIRLIK Weight(kg)
PS1500.55.00	Komple Makas		100	79xØ34xØ28	57,000
PS1500.55.01	80x19	557-655	P. BURÇLU		11,900
PS1500.55.02	80x19	740-655	P. KIVRIK		12,200
PS1500.55.03	80x19	590-655	P. DÜZ		11,100
PS1500.55.04	80x19	590-655	P. DÜZ		11,100
PS1500.55.05	80x19	520-510	P. DÜZ		9,700

**PS1500.59.00**

**DORSE**  
TRAILER SPRING



Dikmen No	M (mm)	A-B (mm)	C (mm)	Ø D (0x0xmm)	AĞIRLIK Weight(kg)
PS1500.59.00	Komple Makas		115		18,700
PS1500.59.01	75x43	600-600	P. KIVRIK		18,700

**PS1500.65.00**

**DORSE**  
TRAILER SPRING



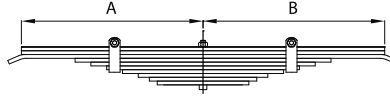
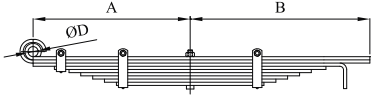
Dikmen No	M (mm)	A-B (mm)	C (mm)	Ø D (0x0xmm)	AĞIRLIK Weight(kg)
PS1500.65.00	Komple Makas		83		37,000
PS1500.65.01	100x19	595-595	P. DÜZ		12,000
PS1500.65.02	100x19	595-595	P. DÜZ		12,000
PS1500.65.03	100x19	630-630	P. KIVRIK		12,600

**PS1500.73.00**

**RÖMORK MAKASI**  
TRAILER LEAF SPRING



Dikmen No	M (mm)	A-B (mm)	C (mm)	Ø D (0x0xmm)	AĞIRLIK Weight(kg)
PS1500.73.00	Komple Makas		130		40,400
PS1500.73.01	76x22	610-610	P. DÜZ		10,100
PS1500.73.02	76x22	610-610	P. DÜZ		10,100
PS1500.73.03	76x22	610-610	P. DÜZ		10,100
PS1500.73.04	76x22	610-610	P. DÜZ		10,100



- A : Sağ Mesafe / Right Distance  
 B : Sol Mesafe / Left Distance  
 C : Kavis -Ticari Sınıf / Curve - Commercial Class  
 M : Malzeme Ebatı / Material Dimension  
 D : Burç Ölçüleri / Bush Dimension

**PS1500.82.00**
**DORSE**  
 TRAILER SPRING


Dikmen No	M (mm)	A-B (mm)	C (mm)	Ø D (0x0xmm)	AĞIRLIK Weight(kg)
PS1500.82.00	Komple Makas		117		20,800
PS1500.82.01	75x43	640-640	P. KIVRIK		20,800

**PS1500.83.00**
**DORSE MAKASI**  
 TRAILER SPRING


Dikmen No	M (mm)	A-B (mm)	C (mm)	Ø D (0x0xmm)	AĞIRLIK Weight(kg)
PS1500.83.00	Komple Makas		88		31,900
PS1500.83.01	76x26	515-515	P. DÜZ		10,500
PS1500.83.02	76x26	515-515	P. DÜZ		10,500
PS1500.83.03	76x26	515-565	P. KIVRIK		10,900

**PS1500.88.00**
**JUMBO DORSE KOMPLE**  
 JUMBO TRAILER SPRING

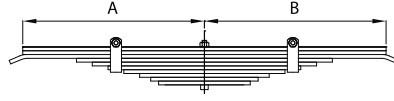
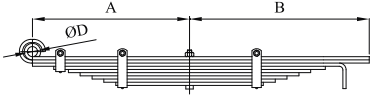

Dikmen No	M (mm)	A-B (mm)	C (mm)	Ø D (0x0xmm)	AĞIRLIK Weight(kg)
PS1500.88.00	Komple Makas		130		48,000
PS1500.88.01	100x20	610-610	P. DÜZ		12,000
PS1500.88.02	100x20	610-610	P. DÜZ		12,000
PS1500.88.03	100x20	610-610	P. DÜZ		12,000
PS1500.88.04	100x20	610-610	P. DÜZ		12,000

**PS1500.91.00**
**DORSE MAKASI**  
 TRAILER SPRING


Dikmen No	M (mm)	A-B (mm)	C (mm)	Ø D (0x0xmm)	AĞIRLIK Weight(kg)
PS1500.91.00	Komple Makas		135		39,700
PS1500.91.01	100x19	565-600	P. KIVRIK		12,400
PS1500.91.02	100x19	565-565	P. DÜZ		11,700
PS1500.91.03	100x25	565-600	P. KIVRIK		15,400

**PS1500.98.00**
**DORSE MAKASI**  
 TRAILER SPRING


Dikmen No	M (mm)	A-B (mm)	C (mm)	Ø D (0x0xmm)	AĞIRLIK Weight(kg)
PS1500.98.00	Komple Makas		90	101xØ50 xØ24,30	56,200
PS1500.98.01	100x23	615-700	P. BURÇLU		18,700
PS1500.98.02	100x23	720-700	P. KIVRIK		17,200
PS1500.98.03	100x23	570-570	P. DÜZ		14,500



A : Sağ Mesafe / Right Distance  
 B : Sol Mesafe / Left Distance  
 C : Kavis -Ticari Sınıf / Curve - Commercial Class  
 M : Malzeme Ebati / Material Dimension  
 D : Burç Ölçüleri / Bush Dimension

### PS1501.04.00

RÖMORK MAKASI  
 TRAILER LEAF SPRING



Dikmen No	M (mm)	A-B (mm)	C (mm)	Ø D (0x0xmm)	AĞIRLIK Weight(kg)
PS1501.04.00	Komple Makas		60	79-Ø34x Ø28,20	22,000
PS1501.04.01	80x23	460-510	P. BURÇLU		10,200
PS1501.04.02	80x23	635-510	P. KIVRIK		10,800

### PS1501.05.00

DORSE MAKASI  
 TRAILER SPRING



Dikmen No	M (mm)	A-B (mm)	C (mm)	Ø D (0x0xmm)	AĞIRLIK Weight(kg)
PS1501.05.00	Komple Makas		90		30,200
PS1501.05.01	100x19	510-510	P.DÜZ		10,200
PS1501.05.02	100x19	505-505	P.DÜZ		9,900
PS1501.05.03	100x19	505-505	P.DÜZ		9,900

### PS1501.09.00

DORSE MAKASI  
 TRAILER SPRING



Dikmen No	M (mm)	A-B (mm)	C (mm)	Ø D (0x0xmm)	AĞIRLIK Weight(kg)
PS1501.09.00	Komple Makas		95	101xØ50 xØ24,30	69,800
PS1501.09.01	100x22	615-700	P. BURÇLU		18,600
PS1501.09.02	100x22	720-700	P. KIVRIK		18,000
PS1501.09.03	100x22	570-570	P.DÜZ		15,200
PS1501.09.04	100x22	570-570	P.DÜZ		15,200

### PS1501.10.00

DORSE MAKASI  
 TRAILER SPRING



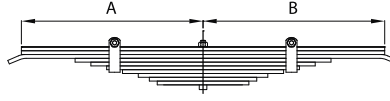
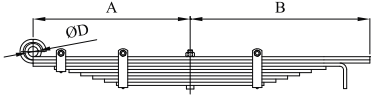
Dikmen No	M (mm)	A-B (mm)	C (mm)	Ø D (0x0xmm)	AĞIRLIK Weight(kg)
PS1501.10.00	Komple Makas		80	101xØ50 xØ24,30	58,800
PS1501.10.01	100x24	615-700	P. BURÇLU		19,400
PS1501.10.02	100x24	720-700	P. KIVRIK		18,700
PS1501.10.03	100x24	570-570	P.DÜZ		15,700

### PS1501.11.00

DORSE MAKASI  
 TRAILER SPRING



Dikmen No	M (mm)	A-B (mm)	C (mm)	Ø D (0x0xmm)	AĞIRLIK Weight(kg)
PS1501.11.00	Komple Makas		125		47,000
PS1501.11.01	100x21	605-650	P. KIVRIK		14,400
PS1501.11.02	100x21	605-605	P.DÜZ		13,600
PS1501.11.03	100x26	605-650	P. KIVRIK		17,200



- A : Sağ Mesafe / Right Distance  
 B : Sol Mesafe / Left Distance  
 C : Kavis -Ticari Sınıf / Curve - Commercial Class  
 M : Malzeme Ebatı / Material Dimension  
 D : Burç Ölçüleri / Bush Dimension

**PS1501.16.00**
**DORSE MAKASI**  
 TRAILER SPRING


Dikmen No	M (mm)	A-B (mm)	C (mm)	Ø D (0x0xmm)	AĞIRLIK Weight(kg)
PS1501.16.00	Komple Makas		145		41,500
PS1501.16.01	100x20	610-610	P.DÜZ		13,800
PS1501.16.02	100x20	610-610	P.DÜZ		13,800
PS1501.16.03	100x20	610-610	P.DÜZ		13,500

**PS1501.17.00**
**DORSE MAKASI**  
 TRAILER SPRING


Dikmen No	M (mm)	A-B (mm)	C (mm)	Ø D (0x0xmm)	AĞIRLIK Weight(kg)
PS1501.17.00	Komple Makas		96	102xØ57 xØ30	45,800
PS1501.17.01	100x21	510-610	P.BURÇLU		15,500
PS1501.17.02	100x21	760-610	P.KIVRIK		16,300
PS1501.17.03	100x21	530-610	P.DÜZ		13,000

**PS1501.21.00**
**RÖMORK MAKASI**  
 TRAILER LEAF SPRING


Dikmen No	M (mm)	A-B (mm)	C (mm)	Ø D (0x0xmm)	AĞIRLIK Weight(kg)
PS1501.21.00	Komple Makas		60	83x52x Ø52xØ20	18,300
PS1501.21.01	80x20	385-440	P.BURÇLU		9,500
PS1501.21.02	80x20	585-440	P.KIVRIK		8,300

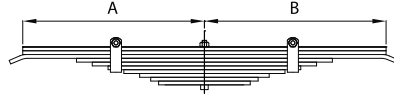
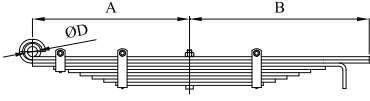
**PS1501.22.00**
**RÖMORK MAKASI**  
 TRAILER LEAF SPRING


Dikmen No	M (mm)	A-B (mm)	C (mm)	Ø D (0x0xmm)	AĞIRLIK Weight(kg)
PS1501.22.00	Komple Makas		55	79xØ32 xØ25,10	23,000
PS1501.22.01	80x25	454-558	P.BURÇLU		12,000
PS1501.22.02	80x25	462-558	P.KIVRIK		11,000

**PS1501.23.00**
**DORSE MAKASI**  
 TRAILER SPRING


Dikmen No	M (mm)	A-B (mm)	C (mm)	Ø D (0x0xmm)	AĞIRLIK Weight(kg)
PS1501.23.00	Komple Makas		137		41,000
PS1501.23.01	75x25	614-614	P.DÜZ		12,600
PS1501.23.02	75x25	614-614	P.DÜZ		12,600
PS1501.23.03	75x25	640-640	P.KIVRIK		12,900





A : Sağ Mesafe / Right Distance  
 B : Sol Mesafe / Left Distance  
 C : Kavis -Ticari Sınıf / Curve - Commercial Class  
 M : Malzeme Ebatı / Material Dimension  
 D : Burç Ölçüleri / Bush Dimension

**PS1501.37.00**
**DORSE MAKASI**  
 TRAILER SPRING


Dikmen No	M (mm)	A-B (mm)	C (mm)	Ø D (0x0xmm)	AĞIRLIK Weight(kg)
PS1501.37.00	Komple Makas		60	Ø20xØ49 x83x 80	15,900
PS1501.37.01	80x18	385-440	P. BURÇLU		8,000
PS1501.37.02	80x18	386-440	P. KIVRIK		7,730

**PS1501.39.00**
**DORSE MAKASI**  
 TRAILER SPRING


Dikmen No	M (mm)	A-B (mm)	C (mm)	Ø D (0x0xmm)	AĞIRLIK Weight(kg)
PS1501.39.00	Komple Makas		86	Ø24xØ50 x101	73,800
PS1501.39.01	100x25	604-701	P. BURÇLU		21,000
PS1501.39.02	100x25	710-701	P. KIVRIK		18,600
PS1501.39.03	100x25	570-570	P. DÜZ		15,700
PS1501.39.04	100x25	570-570	P. DÜZ		15,700

**PS1501.40.00**
**DORSE MAKASI**  
 TRAILER SPRING

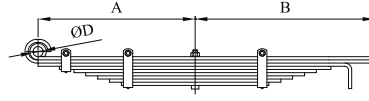
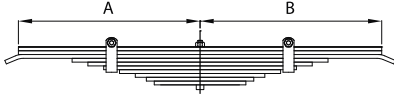

Dikmen No	M (mm)	A-B (mm)	C (mm)	Ø D (0x0xmm)	AĞIRLIK Weight(kg)
PS1501.40.00	Komple Makas		148		35,100
PS1501.40.01	100x27	610-610	P. DÜZ		17,500
PS1501.40.02	100x27	610-610	P. DÜZ		17,500

**PS1501.44.00**
**DORSE MAKASI**  
 TRAILER SPRING


Dikmen No	M (mm)	A-B (mm)	C (mm)	Ø D (0x0xmm)	AĞIRLIK Weight(kg)
PS1501.44.00	Komple Makas		118		14,000
PS1501.44.01	76x35	535-535	P. KIVRIK		14,000

**PS1501.45.00**
**RÖMORK MAKASI**  
 TRAILER LEAF SPRING


Dikmen No	M (mm)	A-B (mm)	C (mm)	Ø D (0x0xmm)	AĞIRLIK Weight(kg)
PS1501.45.00	Komple Makas		50	70xØ32x Ø26,20	15,800
PS1501.45.01	70x14	410-465	P. BURÇLU		5,400
PS1501.45.02	70x14	535-460	P. KIVRIK		5,000
PS1501.45.03	70x14	430-455	P. DÜZ		4,500



- A : Sağ Mesafe / Right Distance  
 B : Sol Mesafe / Left Distance  
 C : Kavis -Ticari Sınıf / Curve - Commercial Class  
 M : Malzeme Ebatı / Material Dimension  
 D : Burç Ölçüleri / Bush Dimension

**PS1501.46.00**
**RÖMORK MAKASI**  
 TRAILER LEAF SPRING


Dikmen No	M (mm)	A-B (mm)	C (mm)	Ø D (0x0xmm)	AĞIRLIK Weight(kg)
PS1501.46.00	Komple Makas		80		33,000
PS1501.46.01	75x23	605-605	P.DÜZ		10,800
PS1501.46.02	75x23	600-600	P.DÜZ		10,700
PS1501.46.03	75x23	600-640	P.KIVRIK		10,900

**PS1501.47.00**
**RÖMORK MAKASI**  
 TRAILER LEAF SPRING


Dikmen No	M (mm)	A-B (mm)	C (mm)	Ø D (0x0xmm)	AĞIRLIK Weight(kg)
PS1501.47.00	Komple Makas		155		36,000
PS1501.47.01	75x25	605-605	P.DÜZ		11,700
PS1501.47.02	75x25	605-605	P.DÜZ		11,700
PS1501.47.03	75x25	645-645	P.KIVRIK		12,200

**PS1501.48.00**
**RÖMORK MAKASI**  
 TRAILER LEAF SPRING

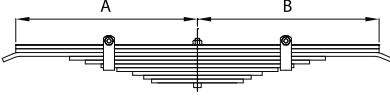

Dikmen No	M (mm)	A-B (mm)	C (mm)	Ø D (0x0xmm)	AĞIRLIK Weight(kg)
PS1501.48.00	Komple Makas		38-62	70xØ32x Ø26,20	23,000
PS1501.48.01	70x21	383-485	P.BURÇLU		7,700
PS1501.48.02	70x21	505-485	P.KIVRIK		7,500
PS1501.48.03	70x21	400-485	P.DÜZ		7,000

**PS1501.50.00**
**RÖMORK MAKASI**  
 TRAILER LEAF SPRING


Dikmen No	M (mm)	A-B (mm)	C (mm)	Ø D (0x0xmm)	AĞIRLIK Weight(kg)
PS1501.50.00	Komple Makas		77-118	80xØ36x Ø30,10	23,000
PS1501.50.01	80x25	455-535	P.BURÇLU		11,600
PS1501.50.02	80x25	465-535	P.KIVRIK		10,700

**PS1501.55.00**
**DORSE MAKASI**  
 TRAILER SPRING


Dikmen No	M (mm)	A-B (mm)	C (mm)	Ø D (0x0xmm)	AĞIRLIK Weight(kg)
PS1501.55.00	Komple Makas		64		68,000
PS1501.55.01	100x27	550-550	P.DÜZ		17,600
PS1501.55.02	100x27	550-550	P.DÜZ		17,600
PS1501.55.03	100x27	550-550	P.DÜZ		17,600
PS1501.55.04	100x27	430-430	P.DÜZ		14,600



- A : Sağ Mesafe / Right Distance  
 B : Sol Mesafe / Left Distance  
 C : Kavis -Ticari Sınıf / Curve - Commercial Class  
 M : Malzeme Ebatı / Material Dimension  
 D : Burç Ölçüleri / Bush Dimension

## KS1500.01.00

DORSE 100x12 8 KATLI (PİYASA)  
 TRAILER SPRING



Dikmen No	M (mm)	A-B (mm)	C (mm)	Ø D (0x0xmm)	AĞIRLIK Weight(kg)
KS1500.01.00	Komple Makas		77		62,000
KS1500.01.01	100x12	575-575	K. DÜZ		10,600
KS1500.01.02	100x12	575-575	K. DÜZ		10,600
KS1500.01.03	100x12	618-618	K. KIVRIK		11,380
KS1500.01.04	100x12	420-420	K. DÜZ		7,800
KS1500.01.05	100x12	365-365	K. DÜZ		7,000
KS1500.01.06	100x12	300-300	K. DÜZ		5,700
KS1500.01.07	100x12	233-233	K. DÜZ		4,300
KS1500.01.08	100x12	170-170	K. DÜZ		3,100

## KS1500.02.00

DORSE 100x12 8 KATLI  
 TRAILER SPRING



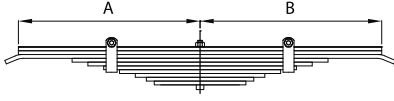
Dikmen No	M (mm)	A-B (mm)	C (mm)	Ø D (0x0xmm)	AĞIRLIK Weight(kg)
KS1500.02.00	Komple Makas		77		62,000
KS1500.02.01	100x12	575-575	K. DÜZ		10,600
KS1500.02.02	100x12	575-575	K. DÜZ		10,600
KS1500.02.03	100x12	618-618	K. KIVRIK		11,380
KS1500.02.04	100x12	405-405	K. DÜZ		7,600
KS1500.02.05	100x12	355-355	K. DÜZ		6,600
KS1500.02.06	100x12	305-305	K. DÜZ		5,700
KS1500.02.07	100x12	255-255	K. DÜZ		4,700
KS1500.02.08	100x12	205-205	K. DÜZ		3,800

## KS1500.03.00

DORSE 100x12 10 KATLI  
 TRAILER SPRING



Dikmen No	M (mm)	A-B (mm)	C (mm)	Ø D (0x0xmm)	AĞIRLIK Weight(kg)
KS1500.03.00	Komple Makas		77		68,800
KS1500.03.01	100x12	575-575	K. DÜZ		10,600
KS1500.03.02	100x12	575-575	K. DÜZ		10,600
KS1500.03.03	100x12	618-618	K. KIVRIK		11,380
KS1500.03.04	100x12	405-405	K. DÜZ		7,600
KS1500.03.05	100x12	355-355	K. DÜZ		6,600
KS1500.03.06	100x12	305-305	K. DÜZ		5,700
KS1500.03.07	100x12	255-255	K. DÜZ		4,700
KS1500.03.08	100x12	205-205	K. DÜZ		3,800
KS1500.03.09	100x12	170-170	K. DÜZ		3,100
KS1500.03.10	100x12	145-145	K. DÜZ		2,600



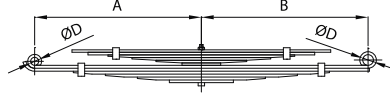
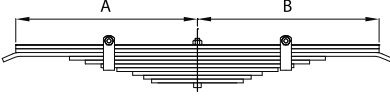
A : Sağ Mesafe / Right Distance  
 B : Sol Mesafe / Left Distance  
 C : Kavis -Ticari Sınıf / Curve - Commercial Class  
 M : Malzeme Ebatı / Material Dimension  
 D : Burç Ölçüleri / Bush Dimension

**KS1500.04.00**
**DORSE 100x12 12 KATLI**  
**TRAILER SPRING**


Dikmen No	M (mm)	A-B (mm)	C (mm)	Ø D (0x0xmm)	AĞIRLIK Weight(kg)
KS1500.04.00	Komple Makas		77		87,500
KS1500.04.01	100x12	575-575	K. DÜZ		10,600
KS1500.04.02	100x12	575-575	K. DÜZ		10,600
KS1500.04.03	100x12	575-575	K. DÜZ		10,600
KS1500.04.04	100x12	618-618	K. KIVRIK		11,380
KS1500.04.05	100x12	455-455	K. DÜZ		8,500
KS1500.04.06	100x12	405-405	K. DÜZ		7,600
KS1500.04.07	100x12	355-355	K. DÜZ		6,600
KS1500.04.08	100x12	305-305	K. DÜZ		5,700
KS1500.04.09	100x12	255-255	K. DÜZ		4,700
KS1500.04.10	100x12	205-205	K. DÜZ		3,800
KS1500.04.11	100x12	170-170	K. DÜZ		3,100
KS1500.04.12	100x12	145-145	K. DÜZ		2,600

**KS1500.15.00**
**DORSE 100x14 14 KATLI**  
**DORSE 100x14 14 KATLI**


Dikmen No	M (mm)	A-B (mm)	C (mm)	Ø D (0x0xmm)	AĞIRLIK Weight(kg)
KS1500.15.00	Komple Makas		120		111,000
KS1500.15.01	100x14	630-630	K. DÜZ		13,700
KS1500.15.02	100x14	630-630	K. DÜZ		13,700
KS1500.15.03	100x14	630-675	K. KIVRIK		14,000
KS1500.15.04	100x14	460-460	K. DÜZ		10,000
KS1500.15.05	100x14	425-425	K. DÜZ		9,300
KS1500.15.06	100x14	390-390	K. DÜZ		8,500
KS1500.15.07	100x14	353-353	K. DÜZ		7,700
KS1500.15.08	100x14	328-328	K. DÜZ		7,200
KS1500.15.09	100x14	278-278	K. DÜZ		6,000
KS1500.15.10	100x14	253-253	K. DÜZ		5,500
KS1500.15.11	100x14	220-220	K. DÜZ		4,800
KS1500.15.12	100x14	185-185	K. DÜZ		4,000
KS1500.15.13	100x14	153-153	K. DÜZ		3,300
KS1500.15.14	100x14	120-120	K. DÜZ		2,600



- A : Sağ Mesafe / Right Distance  
 B : Sol Mesafe / Left Distance  
 C : Kavis -Ticari Sınıf / Curve - Commercial Class  
 M : Malzeme Ebatı / Material Dimension  
 D : Burç Ölçüleri / Bush Dimension

## KS1500.28.00

DORSE 76x12 11 KATLI  
 TRAILER SPRING



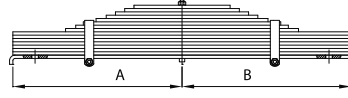
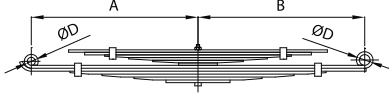
Dikmen No	M (mm)	A-B (mm)	C (mm)	Ø D (0x0xmm)	AĞIRLIK Weight(kg)
KS1500.28.00	Komple Makas		120		65,000
KS1500.28.01	76x12	630-630	K. DÜZ		8,900
KS1500.28.02	76x12	630-630	K. DÜZ		8,900
KS1500.28.03	76x12	673-673	K. KIVRIK		9,500
KS1500.28.04	76x12	500-500	K. DÜZ		7,000
KS1500.28.05	76x12	450-450	K. DÜZ		6,300
KS1500.28.06	76x12	400-400	K. DÜZ		5,600
KS1500.28.07	76x12	350-350	K. DÜZ		4,900
KS1500.28.08	76x12	300-300	K. DÜZ		4,200
KS1500.28.09	76x12	250-250	K. DÜZ		3,500
KS1500.28.10	76x12	200-200	K. DÜZ		2,800
KS1500.28.11	76x12	155-155	K. DÜZ		2,100

## KS1500.25.00

DORSE MAKASI 80x13  
 TRAILER SPRING



Dikmen No	M (mm)	A-B (mm)	C (mm)	Ø D (0x0xmm)	AĞIRLIK Weight(kg)
KS1500.25.00	Komple Makas		154/70		180,000
KS1500.25.01.M	80x13	640-640	K. KIVRIK		10,300
KS1500.25.02.M	80x13	640-640	K. KIVRIK		10,300
KS1500.25.03.M	80x13	640-640	K. KIVRIK		10,300
KS1500.25.04.M	80x13	500-500	K. DÜZ		8,000
KS1500.25.05.M	80x13	435-435	K. DÜZ		6,800
KS1500.25.06.M	80x13	370-370	K. DÜZ		5,800
KS1500.25.07.M	80x13	305-305	K. DÜZ		4,700
KS1500.25.08.M	80x13	240-240	K. DÜZ		3,700
KS1500.25.09.M	80x13	175-175	K. DÜZ		2,700
KS1500.25.10.M	80x10	100-100	K. DÜZ		1,300
KS1500.25.11.M	80x10	100-100	K. DÜZ		1,300
KS1500.25.01	80x13	720-720	K. BURÇLU	80xØ50xØ40	15,250
KS1500.25.02	80x13	1120-1120	K. KIVRIK		18,000
KS1500.25.03	80x13	720-720	K. DÜZ		11,600
KS1500.25.04	80x13	720-720	K. DÜZ		11,600
KS1500.25.05	80x13	640-640	K. DÜZ		10,800
KS1500.25.06	80x13	555-555	K. DÜZ		9,700
KS1500.25.07	80x13	510-510	K. DÜZ		8,600
KS1500.25.08	80x13	450-450	K. DÜZ		7,500
KS1500.25.09	80x13	385-385	K. DÜZ		6,500
KS1500.25.10	80x13	320-320	K. DÜZ		5,500
KS1500.25.11	80x13	255-255	K. DÜZ		4,300
KS1500.25.12	80x13	190-190	K. DÜZ		3,200



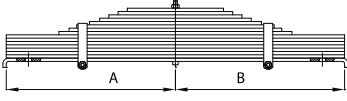
- A : Sağ Mesafe / Right Distance  
 B : Sol Mesafe / Left Distance  
 C : Kavis -Ticari Sınıf / Curve - Commercial Class  
 M : Malzeme Ebatı / Material Dimension  
 D : Burç Ölçüleri / Bush Dimension

**KS1500.10.00**
**DORSE MAKASI 90x12**  
 TRAILER SPRING


Dikmen No	M (mm)	A-B (mm)	C (mm)	Ø D (0x0xmm)	AĞIRLIK Weight(kg)
KS1500.10.00	Komple Makas		130	90xØ38xØ30	94,000
KS1500.10.01	90x12	700-700	K. BURÇLU		14,500
KS1500.10.02	90x12	910-910	K. KIVRIK		15,000
KS1500.10.03	90x12	680-680	K. DÜZ		10,800
KS1500.10.04	90x12	603-603	K. DÜZ		10,100
KS1500.10.05	90x12	545-545	K. DÜZ		9,100
KS1500.10.06	90x12	487-487	K. DÜZ		8,100
KS1500.10.07	90x12	430-430	K. DÜZ		7,200
KS1500.10.08	90x12	372-372	K. DÜZ		6,200
KS1500.10.09	90x12	315-315	K. DÜZ		5,300
KS1500.10.10	90x12	258-258	K. DÜZ		4,300
KS1500.10.11	90x12	200-200	K. DÜZ		3,350

**KS1500.06.00**
**DORSE TERS MAKAS 120x18 16 KATLI**  
 TRAILER SPRING


Dikmen No	M (mm)	A-B (mm)	C (mm)	Ø D (0x0xmm)	AĞIRLIK Weight(kg)
KS1500.06.00	Komple Makas		120		357,000
KS1500.06.01	120x18	940-940	K. KIVRIK		30,700
KS1500.06.02	120x18	890-890	K. DÜZ		29,300
KS1500.06.03	120x18	890-890	K. DÜZ		29,300
KS1500.06.04	120x18	890-890	K. DÜZ		29,300
KS1500.06.05	120x18	890-890	K. DÜZ		29,300
KS1500.06.06	120x18	890-890	K. DÜZ		29,300
KS1500.06.07	120x18	890-890	K. DÜZ		29,300
KS1500.06.08	120x18	890-890	K. DÜZ		29,300
KS1500.06.09	120x18	630-630	K. DÜZ		20,400
KS1500.06.10	120x18	575-575	K. DÜZ		19,200
KS1500.06.11	120x18	520-520	K. DÜZ		17,000
KS1500.06.12	120x18	465-465	K. DÜZ		15,200
KS1500.06.13	120x18	410-410	K. DÜZ		13,600
KS1500.06.14	120x18	360-360	K. DÜZ		11,600
KS1500.06.15	120x18	310-310	K. DÜZ		10,000
KS1500.06.16	120x18	260-260	K. DÜZ		8,400



- A : Sağ Mesafe / Right Distance  
 B : Sol Mesafe / Left Distance  
 C : Kavis -Ticari Sınıf / Curve - Commercial Class  
 M : Malzeme Ebatı / Material Dimension  
 D : Burç Ölçüleri / Bush Dimension

## KS1500.12.00

DORSE TERS MAKAS 120x16 16 KAT  
 TRAILER SPRING



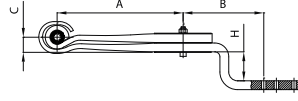
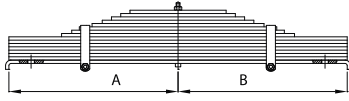
Dikmen No	M (mm)	A-B (mm)	C (mm)	Ø D (0x0xmm)	AĞIRLIK Weight(kg)
KS1500.12.00	Komple Makas		110		256,000
KS1500.12.01	120x16	780-780	K. DÜZ		22,500
KS1500.12.02	120x16	780-780	K. DÜZ		22,500
KS1500.12.03	120x16	780-780	K. DÜZ		22,500
KS1500.12.04	120x16	780-780	K. DÜZ		22,500
KS1500.12.05	120x16	780-780	K. DÜZ		22,500
KS1500.12.06	120x16	780-780	K. DÜZ		22,500
KS1500.12.07	120x16	780-780	K. DÜZ		22,500
KS1500.12.08	120x16	540-540	K. DÜZ		16,400
KS1500.12.09	120x16	490-490	K. DÜZ		15,800
KS1500.12.10	120x16	440-440	K. DÜZ		13,300
KS1500.12.11	120x16	390-390	K. DÜZ		11,800
KS1500.12.12	120x16	340-340	K. DÜZ		10,400
KS1500.12.13	120x16	290-290	K. DÜZ		8,900
KS1500.12.14	120x16	240-240	K. DÜZ		7,500
KS1500.12.15	120x16	190-190	K. DÜZ		5,700
KS1500.12.16	120x16	140-140	K. DÜZ		4,400

## KS1500.98.00

DORSE TERS MAKAS  
 TRAILER SPRING



Dikmen No	M (mm)	A-B (mm)	C (mm)	Ø D (0x0xmm)	AĞIRLIK Weight(kg)
KS1500.98.00	Komple Makas		110		374,000
KS1500.98.01	120x14	975-975	K. KIVRIK		26,200
KS1500.98.02	120x14	1000-1000	K. KIVRIK		26,600
KS1500.98.03	120x20	915-915	K. DÜZ		33,800
KS1500.98.04	120x20	915-915	K. DÜZ		33,800
KS1500.98.05	120x18	915-915	K. DÜZ		30,200
KS1500.98.06	120x18	915-915	K. DÜZ		30,200
KS1500.98.07	120x18	915-915	K. DÜZ		30,200
KS1500.98.08	120x18	915-915	K. DÜZ		30,200
KS1500.98.09	120x18	680-680	K. DÜZ		22,400
KS1500.98.10	120x18	660-660	K. DÜZ		20,700
KS1500.98.11	120x18	605-605	K. DÜZ		19,100
KS1500.98.12	120x18	495-495	K. DÜZ		15,900
KS1500.98.13	120x18	445-445	K. DÜZ		14,200
KS1500.98.14	120x18	390-390	K. DÜZ		12,500
KS1500.98.15	120x18	340-340	K. DÜZ		10,800
KS1500.98.16	120x18	290-290	K. DÜZ		9,100
KS1500.98.17	120x18	237-237	K. DÜZ		7,800



- A : Sağ Mesafe / Right Distance  
 B : Sol Mesafe / Left Distance  
 C : Kavis -Ticari Sınıf / Curve - Commercial Class  
 M : Malzeme Ebatı / Material Dimension  
 D : Burç Ölçüleri / Bush Dimension

**KS1501.14.00**
**DORSE TERS MAKAS 120x16 16 KAT**  
 TRAILER SPRING


Dikmen No	M (mm)	A-B (mm)	C (mm)	Ø D (0x0xmm)	AĞIRLIK Weight(kg)
KS1501.14.00	Komple Makas		110		258,000
KS1501.14.01	120x16	785-785	K. DÜZ		23,000
KS1501.14.02	120x16	785-785	K. DÜZ		23,000
KS1501.14.03	120x16	785-785	K. DÜZ		23,000
KS1501.14.04	120x16	785-785	K. DÜZ		23,000
KS1501.14.05	120x16	785-785	K. DÜZ		23,000
KS1501.14.06	120x16	785-785	K. DÜZ		23,000
KS1501.14.07	120x16	785-785	K. DÜZ		23,000
KS1501.14.08	120x16	550-550	K. DÜZ		16,200
KS1501.14.09	120x16	500-500	K. DÜZ		14,700
KS1501.14.10	120x16	450-450	K. DÜZ		13,200
KS1501.14.11	120x16	400-400	K. DÜZ		11,800
KS1501.14.12	120x16	350-350	K. DÜZ		10,200
KS1501.14.13	120x16	300-300	K. DÜZ		8,700
KS1501.14.14	120x16	250-250	K. DÜZ		7,200
KS1501.14.15	120x16	200-200	K. DÜZ		5,800
KS1501.14.16	120x16	150-150	K. DÜZ		4,300

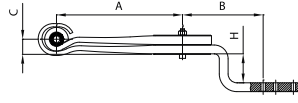
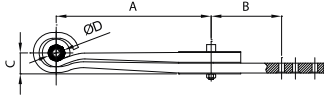
**PS1500.01.00**
**DORSE Z MAKAS 57'LİK 38 mm**  
 TRAILER Z SPRING 57 - 38 mm


Dikmen No	M (mm)	A-B (mm)	C (mm)	Ø D (0x0xmm)	AĞIRLIK Weight(kg)
PS1500.01.00	Komple Makas		60/112		47,000
PS1500.01.01	100x38	500-105	P. BURÇLU	102xØ57xØ30	17,600
PS1500.01.02	100x38	762-320	P. KIVRIK		29,300

**PS1500.02.00**
**DORSE Z MAKAS 68'LİK 38 mm**  
 TRAILER Z SPRING 68 - 38 mm


Dikmen No	M (mm)	A-B (mm)	C (mm)	Ø D (0x0xmm)	AĞIRLIK Weight(kg)
PS1500.02.00	Komple Makas		60/112		48,000
PS1500.02.01	100x38	500-105	P. BURÇLU	104xØ68xØ30	18,200
PS1500.02.02	100x38	797-320	P. KIVRIK		29,400





- A : Sağ Mesafe / Right Distance  
 B : Sol Mesafe / Left Distance  
 C : Kavis -Ticari Sınıf / Curve - Commercial Class  
 M : Malzeme Ebatı / Material Dimension  
 D : Burç Ölçüleri / Bush Dimension

**PS1500.03.00**
**DORSE Z MAKAS 57'LİK 43 mm**  
 TRAILER Z SPRING 57 - 43 mm


Dikmen No	M (mm)	A-B (mm)	C (mm)	Ø D (0x0xmm)	AĞIRLIK Weight(kg)
PS1500.03.00	Komple Makas		72/107	102xØ57xØ30	51,000
PS1500.03.01	100x43	500-105	P. BURÇLU		19,500
PS1500.03.02	100x43	785-320	P. KIVRIK		31,500

**PS1500.06.00**
**DORSE Z MAKAS 57'LİK 35 mm**  
 TRAILER Z SPRING 57- 35 mm


Dikmen No	M (mm)	A-B (mm)	C (mm)	Ø D (0x0xmm)	AĞIRLIK Weight(kg)
PS1500.06.00	Komple Makas		60/115	102xØ57xØ30	45,200
PS1500.06.01	100x35	500-105	P. BURÇLU		16,800
PS1500.06.02	100x35	760-320	P. KIVRIK		27,000

**PS1500.08.00**
**DORSE Z MAKAS LOWBED**  
 TRAILER Z SPRING LOWBED

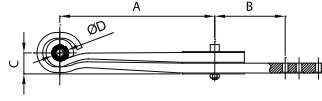
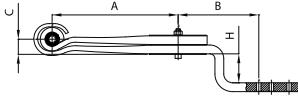

Dikmen No	M (mm)	A-B (mm)	C (mm)	Ø D (0x0xmm)	AĞIRLIK Weight(kg)
PS1500.08.00	Komple Makas		70	102xØ57xØ30	42,800
PS1500.08.01	100x35	550-105	P. BURÇLU		16,500
PS1500.08.02	100x35	835-250	P. KIVRIK		26,300

**PS1500.16.00**
**DORSE Z MAKAS**  
 Z SPRING


Dikmen No	M (mm)	A-B (mm)	C (mm)	Ø D (0x0xmm)	AĞIRLIK Weight(kg)
PS1500.16.00	Komple Makas		120/25	104xØ68xØ30	42,400
PS1500.16.01	100x38	500-108	P. BURÇLU		17,800
PS1500.16.02	100x38	735-425	P. KIVRIK		23,000

**PS1500.51.00**
**DORSE Z MAKAS**  
 Z SPRING


Dikmen No	M (mm)	A-B (mm)	C (mm)	Ø D (0x0xmm)	AĞIRLIK Weight(kg)
PS1500.51.00	Komple Makas		92 / 15	104xØ68xØ30	35,700
PS1500.51.01	100x51	500-441	P. BURÇLU		32,200
PS1500.51.02	90x3		SAC		3,500



- A : Sağ Mesafe / Right Distance  
 B : Sol Mesafe / Left Distance  
 C : Kavis -Ticari Sınıf / Curve - Commercial Class  
 M : Malzeme Ebatı / Material Dimension  
 D : Burç Ölçüleri / Bush Dimension

**PS1500.69.00**
**DORSE Z MAKAS**  
 Z SPRING


Dikmen No	M (mm)	A-B (mm)	C (mm)	Ø D (0x0xmm)	AĞIRLIK Weight(kg)
PS1500.69.00	Komple Makas		(-32) / 50	104xØ68xØ30	48,000
PS1500.69.01	100x43	517-107	P. BURÇLU		17,140
PS1500.69.02	100x43	745-335	P. KIVRIK		29,500

**PS1500.71.00**
**DORSE Z MAKAS**  
 Z SPRING


Dikmen No	M (mm)	A-B (mm)	C (mm)	Ø D (0x0xmm)	AĞIRLIK Weight(kg)
PS1500.71.00	Komple Makas		18/28	102-69x Ø60xØ30	37,500
PS1500.71.01	100x54	565-380	P. BURÇLU		34,000
PS1500.71.02	94x3		SAC		3,500

**PS1500.72.00**
**DORSE Z MAKAS**  
 Z SPRING

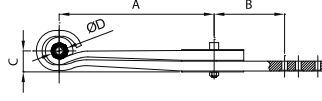
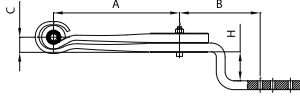

Dikmen No	M (mm)	A-B (mm)	C (mm)	Ø D (0x0xmm)	AĞIRLIK Weight(kg)
PS1500.72.00	Komple Makas		30 / 80	102-69x Ø60xØ30	39,300
PS1500.72.01	100x54	565-380	P. BURÇLU		35,800
PS1500.72.02	94x3		SAC		3,500

**PS1500.75.00**
**DORSE Z MAKAS**  
 Z SPRING



Dikmen No	M (mm)	A-B (mm)	C (mm)	Ø D (0x0xmm)	AĞIRLIK Weight(kg)
PS1500.75.00	Komple Makas		96 / 73	104xØ68xØ30	40,500
PS1500.75.01	100x38	520-315	P. BURÇLU		24,000
PS1500.75.02	100x38	755-100	P. KIVRIK		16,500

**PS1500.20.00**
**DORSE Z MAKAS ( ÇİFT KAT )**  
 TRAILER SPRING


Dikmen No	M (mm)	A-B (mm)	C (mm)	Ø D (0x0xmm)	AĞIRLIK Weight(kg)
PS1500.20.00	Komple Makas		60	102xØ57xØ30	52,000
PS1500.20.01	100x38	550-110	P. BURÇLU		19,500
PS1500.20.02	100x38	820-320	P. KIVRIK		30,000



- A : Sağ Mesafe / Right Distance  
 B : Sol Mesafe / Left Distance  
 C : Kavis -Ticari Sınıf / Curve - Commercial Class  
 M : Malzeme Ebati / Material Dimension  
 D : Burç Ölçüleri / Bush Dimension

**PS1500.41.00**
**DORSE Z MAKAS**  
 TRAILER Z SPRING


Dikmen No	M (mm)	A-B (mm)	C (mm)	Ø D (0x0xmm)	AĞIRLIK Weight(kg)
PS1500.41.00	Komple Makas		60/86	102-69x Ø60xØ30	34,200
PS1500.41.01	100x48	530-320	P. BURÇLU		34,200

**PS1500.76.00**
**DORSE Z MAKAS**  
 Z SPRING


Dikmen No	M (mm)	A-B (mm)	C (mm)	Ø D (0x0xmm)	AĞIRLIK Weight(kg)
PS1500.76.00	Komple Makas		108	102xØ57xØ30	49,800
PS1500.76.01	100x40	755-100	P. BURÇLU		20,020
PS1500.76.02	100x40	770-265	P. KIVRIK		27,800

**PS1500.09.00**
**DORSE Z MAKAS (72x62)**  
 TRAILER Z SPRING (72x62)

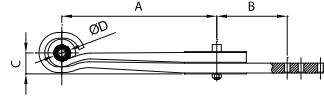
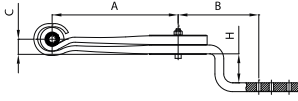

Dikmen No	M (mm)	A-B (mm)	C (mm)	Ø D (0x0xmm)	AĞIRLIK Weight(kg)
PS1500.09.00	Komple Makas		10 / 50	72xØ60xØ30	31,400
PS1500.09.01	72x62	575-270	P. BURÇLU		29,400
PS1500.09.02	60x3		SAC		2,000

**PS1500.11.00**
**DORSE Z MAKAS (72x56)**  
 TRAILER Z SPRING (72x56)


Dikmen No	M (mm)	A-B (mm)	C (mm)	Ø D (0x0xmm)	AĞIRLIK Weight(kg)
PS1500.11.00	Komple Makas		80 / 30	72xØ60xØ30	26,200
PS1500.11.01	72x56	575-270	P. BURÇLU		24,200
PS1500.11.02	60x3		SAC		2,000

**PS1500.12.00**
**DORSE Z MAKAS 57'LİK**  
 TRAILER Z SPRING 57


Dikmen No	M (mm)	A-B (mm)	C (mm)	Ø D (0x0xmm)	AĞIRLIK Weight(kg)
PS1500.12.00	Komple Makas		70/100	102xØ57xØ30	35,700
PS1500.12.01	100x50	500-320	P. BURÇLU		32,400
PS1500.12.02	90x3		SAC		3,300



- A : Sağ Mesafe / Right Distance  
 B : Sol Mesafe / Left Distance  
 C : Kavis -Ticari Sınıf / Curve - Commercial Class  
 M : Malzeme Ebatı / Material Dimension  
 D : Burç Ölçüleri / Bush Dimension

**PS1500.13.00**
**DORSE Z MAKAS 57'LİK**  
 TRAILER Z SPRING 57


Dikmen No	M (mm)	A-B (mm)	C (mm)	Ø D (0x0xmm)	AĞIRLIK Weight(kg)
PS1500.13.00	Komple Makas		70/17	102xØ57xØ30	41,600
PS1500.13.01	100x48	575-200	P. BURÇLU		38,500
PS1500.13.02	94x3		SAC		3,100

**PS1500.14.00**
**DORSE Z MAKAS 68 LİK**  
 TRAILER Z SPRING 68


Dikmen No	M (mm)	A-B (mm)	C (mm)	Ø D (0x0xmm)	AĞIRLIK Weight(kg)
PS1500.14.00	Komple Makas		(-13) / 40	104xØ68xØ30	32,400
PS1500.14.01	100x48	520-320	P. BURÇLU		29,200
PS1500.14.02	94x3		SAC		3,200

**PS1500.15.00**
**DORSE Z MAKAS**  
 TRAILER Z SPRING

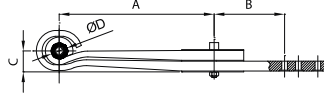
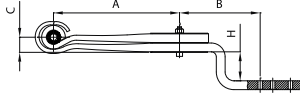

Dikmen No	M (mm)	A-B (mm)	C (mm)	Ø D (0x0xmm)	AĞIRLIK Weight(kg)
PS1500.15.00	Komple Makas		85	72xØ60xØ30	28,100
PS1500.15.01	72x60	625-200	P. BURÇLU		26,100
PS1500.15.02	60x3		SAC		2,000

**PS1500.04.00.0**
**DORSE Z MAKAS OPTİMA 101x52**  
 TRAILER Z SPRING OPTİMA 101x52



Dikmen No	M (mm)	A-B (mm)	C (mm)	Ø D (0x0xmm)	AĞIRLIK Weight(kg)
PS1500.04.00.0	Komple Makas		(-10) / 100	104xØ68xØ30	39,300
PS1500.04.01.0	101x52	575-270	P. BURÇLU		36,000
PS1500.04.02.0	94x3		SAC		3,300

**PS1500.04.00.M**
**DORSE Z MAKAS MEGA 101x52**  
 TRAILER Z SPRING MEGA 101x52



Dikmen No	M (mm)	A-B (mm)	C (mm)	Ø D (0x0xmm)	AĞIRLIK Weight(kg)
PS1500.04.00.M	Komple Makas		(-60) / 100	104xØ68xØ30	39,300
PS1500.04.01.M	101x52	575-270	P. BURÇLU		36,000
PS1500.04.02.M	94x3		SAC		3,300



A : Sağ Mesafe / Right Distance  
 B : Sol Mesafe / Left Distance  
 C : Kavis -Ticari Sınıf / Curve - Commercial Class  
 M : Malzeme Ebatı / Material Dimension  
 D : Burç Ölçüleri / Bush Dimension

**PS1500.35.00**
**DORSE Z MAKAS**  
 TRAILER Z SPRING


Dikmen No	M (mm)	A-B (mm)	C (mm)	Ø D (0x0xmm)	AĞIRLIK Weight(kg)
PS1500.35.00	Komple Makas		22/100	102xØ57xØ30	37,000
PS1500.35.01	100x52	575-270	P. BURÇLU		37,000

**PS1500.42.00**
**DORSE Z MAKAS**  
 TRAILER Z SPRING


Dikmen No	M (mm)	A-B (mm)	C (mm)	Ø D (0x0xmm)	AĞIRLIK Weight(kg)
PS1500.42.00	Komple Makas		28 / 102	102xØ57xØ30	32,850
PS1500.42.01	100x48	575-270	P. BURÇLU		32,850

**PS1500.43.00**
**DORSE Z MAKAS**  
 TRAILER Z SPRING

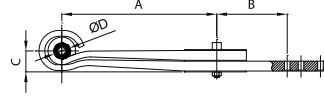
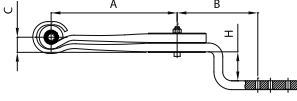

Dikmen No	M (mm)	A-B (mm)	C (mm)	Ø D (0x0xmm)	AĞIRLIK Weight(kg)
PS1500.43.00	Komple Makas		70	102xØ57xØ30	32,500
PS1500.43.01	100x48	575-200	P. BURÇLU		28,000
PS1500.43.02	94x3		SAC		3,100

**PS1500.46.00**
**DORSE Z MAKAS**  
 TRAILER Z SPRING


Dikmen No	M (mm)	A-B (mm)	C (mm)	Ø D (0x0xmm)	AĞIRLIK Weight(kg)
PS1500.46.00	Komple Makas		70/21	102xØ57xØ30	32,500
PS1500.46.01	100x51	575-270	P. BURÇLU		32,500

**PS1500.48.00**
**DORSE Z MAKAS**  
 TRAILER Z SPRING


Dikmen No	M (mm)	A-B (mm)	C (mm)	Ø D (0x0xmm)	AĞIRLIK Weight(kg)
PS1500.48.00	Komple Makas		70/100	102xØ57xØ30	37,500
PS1500.48.01	100x48	500-320	P. BURÇLU		34,200
PS1500.48.02	94x3		SAC		3,300



- A : Sağ Mesafe / Right Distance  
 B : Sol Mesafe / Left Distance  
 C : Kavis -Ticari Sınıf / Curve - Commercial Class  
 M : Malzeme Ebatı / Material Dimension  
 D : Burç Ölçüleri / Bush Dimension

**PS1500.57.00**
**DORSE Z MAKAS**  
 TRAILER Z SPRING


Dikmen No	M (mm)	A-B (mm)	C (mm)	Ø D (0x0xmm)	AĞIRLIK Weight(kg)
PS1500.57.00	Komple Makas		45 / 11	102xØ57xØ30	37,000
PS1500.57.01	100x56	575-270	P. BURÇLU		37,000

**PS1500.60.00**
**DORSE Z MAKAS**  
 DORSE Z SPRING


Dikmen No	M (mm)	A-B (mm)	C (mm)	Ø D (0x0xmm)	AĞIRLIK Weight(kg)
PS1500.60.00	Komple Makas		10 / 52	102xØ57xØ30	29,600
PS1500.60.01	100x48	575-270	P. BURÇLU		29,600

**PS1500.74.00**
**DORSE Z MAKAS**  
 TRAILER Z SPRING

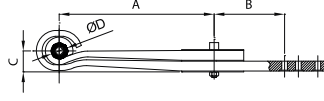
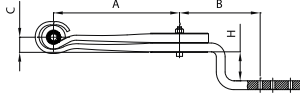

Dikmen No	M (mm)	A-B (mm)	C (mm)	Ø D (0x0xmm)	AĞIRLIK Weight(kg)
PS1500.74.00	Komple Makas		74	102xØ57xØ30	32,600
PS1500.74.01	100x48	500-295	P. BURÇLU		29,500
PS1500.74.02	94x3		SAC		3,100

**PS1500.68.00**
**DORSE Z MAKAS**  
 TRAILER Z SPRING


Dikmen No	M (mm)	A-B (mm)	C (mm)	Ø D (0x0xmm)	AĞIRLIK Weight(kg)
PS1500.68.00	Komple Makas		70	102xØ57xØ30	45,000
PS1500.68.01	100x38	500-105	P. BURÇLU		18,500
PS1500.68.02	100x38	762-295	P. KIVRIK		26,500

**PS1500.56.00**
**DORSE Z MAKAS**  
 TRAILER Z SPRING


Dikmen No	M (mm)	A-B (mm)	C (mm)	Ø D (0x0xmm)	AĞIRLIK Weight(kg)
PS1500.56.00	Komple Makas		88	104xØ68xØ30	34,250
PS1500.56.01	100x50	520-274	P. BURÇLU		34,250




A : Sağ Mesafe / Right Distance  
 B : Sol Mesafe / Left Distance  
 C : Kavis -Ticari Sınıf / Curve - Commercial Class  
 M : Malzeme Ebatı / Material Dimension  
 D : Burç Ölçüleri / Bush Dimension

**PS1500.54.00**
**DORSE Z MAKAS**  
 TRAILER Z SPRING


Dikmen No	M (mm)	A-B (mm)	C (mm)	Ø D (0x0xmm)	AĞIRLIK Weight(kg)
PS1500.54.00	Komple Makas		85	102-69x Ø60xØ30	34,500
PS1500.54.01	100x50	550-240	P. BURÇLU		34,500

**PS1500.61.00**
**DORSE Z MAKAS**  
 TRAILER Z SPRING


Dikmen No	M (mm)	A-B (mm)	C (mm)	Ø D (0x0xmm)	AĞIRLIK Weight(kg)
PS1500.61.00	Komple Makas		80	102-69x Ø60xØ30	38,000
PS1500.61.01	100x50	527-333	P. BURÇLU		38,000

**PS1500.79.00**
**DORSE Z MAKAS**  
 TRAILER Z SPRING


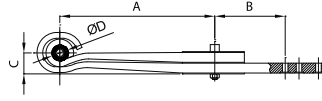
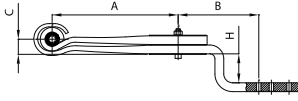
Dikmen No	M (mm)	A-B (mm)	C (mm)	Ø D (0x0xmm)	AĞIRLIK Weight(kg)
PS1500.79.00	Komple Makas		38,5/190	Ø45	27,800
PS1500.79.01	70x38	845-220	P. BURÇLU		

**PS1500.53.00**
**DORSE Z MAKAS**  
 TRAILER Z SPRING


Dikmen No	M (mm)	A-B (mm)	C (mm)	Ø D (0x0xmm)	AĞIRLIK Weight(kg)
PS1500.53.00	Komple Makas		72	170-77x Ø65xØ32	39,000
PS1500.53.01	80x40	550-110	P. BURÇLU		16,300
PS1500.53.02	80x40	845-230	P. KIVRIK		21,300

**PS1500.62.00**
**DORSE Z MAKAS**  
 TRAILER Z SPRING


Dikmen No	M (mm)	A-B (mm)	C (mm)	Ø D (0x0xmm)	AĞIRLIK Weight(kg)
PS1500.62.00	Komple Makas		60	102xØ57xØ30	43,000
PS1500.62.01	100x35	500-110	P. BURÇLU		18,500
PS1500.62.02	100x35	760-320	P. KIVRIK		24,500



- A : Sağ Mesafe / Right Distance  
 B : Sol Mesafe / Left Distance  
 C : Kavis -Ticari Sınıf / Curve - Commercial Class  
 M : Malzeme Ebatı / Material Dimension  
 D : Burç Ölçüleri / Bush Dimension

**PS1500.78.00**
**DORSE Z MAKAS**  
**TRAILER Z SPRING**


Dikmen No	M (mm)	A-B (mm)	C (mm)	Ø D (0x0xmm)	AĞIRLIK Weight(kg)
PS1500.78.00	Komple Makas		40/110	110X97X Ø54XØ20,20	29,200
PS1500.78.01	70x56	425-480	P. BURÇLU		29,200

**PS1500.63.00**
**DORSE Z MAKAS**  
**TRAILER Z SPRING**


Dikmen No	M (mm)	A-B (mm)	C (mm)	Ø D (0x0xmm)	AĞIRLIK Weight(kg)
PS1500.63.00	Komple Makas		127/30	110X97X Ø54XØ22,20	49,000
PS1500.63.01	100x48	813-415	P. BURÇLU		49,000

**PS1500.64.00**
**DORSE Z MAKAS**  
**TRAILER Z SPRING**


Dikmen No	M (mm)	A-B (mm)	C (mm)	Ø D (0x0xmm)	AĞIRLIK Weight(kg)
PS1500.64.00	Komple Makas		127/30	97xØ54xØ22,20	48,800
PS1500.64.01	100x48	813-410	P. BURÇLU		48,800

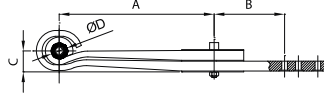
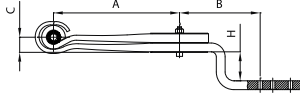
**PS1500.80.00**
**DORSE Z MAKAS**  
**TRAILER Z SPRING**


Dikmen No	M (mm)	A-B (mm)	C (mm)	Ø D (0x0xmm)	AĞIRLIK Weight(kg)
PS1500.80.00	Komple Makas		(-28) / 38	104xØ68xØ30	37,500
PS1500.80.01	101x51	520-320	P. BURÇLU		34,000
PS1500.80.02	90x3	-	SAC		3,500

**PS1500.81.00**
**DORSE Z MAKAS**  
**TRAILER Z SPRING**


Dikmen No	M (mm)	A-B (mm)	C (mm)	Ø D (0x0xmm)	AĞIRLIK Weight(kg)
PS1500.81.00	Komple Makas		75 / 35	72xØ60xØ30	30,000
PS1500.81.01	72x62	575-270	P. BURÇLU		27,500
PS1500.81.02	60x3	-	SAC		2,500





- A : Sağ Mesafe / Right Distance  
 B : Sol Mesafe / Left Distance  
 C : Kavis -Ticari Sınıf / Curve - Commercial Class  
 M : Malzeme Ebatı / Material Dimension  
 D : Burç Ölçüleri / Bush Dimension

**PS1500.84.00**
**DORSE Z MAKAS**  
 TRAILER Z SPRING


Dikmen No	M (mm)	A-B (mm)	C (mm)	Ø D (0x0xmm)	AĞIRLIK Weight(kg)
PS1500.84.00	Komple Makas		(-2) / 10	102xØ57xØ30	37,500
PS1500.84.01	100x45	550-570	P. BURÇLU		37,500

**PS1500.85.00**
**DORSE Z MAKAS**  
 TRAILER Z SPRING


Dikmen No	M (mm)	A-B (mm)	C (mm)	Ø D (0x0xmm)	AĞIRLIK Weight(kg)
PS1500.85.00	Komple Makas		57/30	102xØ57xØ30	32,300
PS1500.85.01	100x45	530-500	P. BURÇLU		32,300

**PS1500.86.00**
**DORSE Z MAKAS**  
 TRAILER Z SPRING

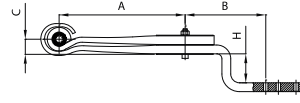
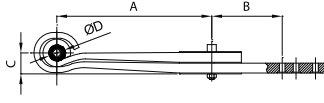

Dikmen No	M (mm)	A-B (mm)	C (mm)	Ø D (0x0xmm)	AĞIRLIK Weight(kg)
PS1500.86.00	Komple Makas		-10 / 130	72xØ60xØ30	27,200
PS1500.86.01	72x56	575-270	P. BURÇLU		27,200

**PS1500.95.00**
**DORSE Z MAKAS**  
 TRAILER Z SPRING


Dikmen No	M (mm)	A-B (mm)	C (mm)	Ø D (0x0xmm)	AĞIRLIK Weight(kg)
PS1500.95.00	Komple Makas		80 / 34	72xØ60xØ24	26,400
PS1500.95.01	72x62	575-200	P. BURÇLU		26,400

**PS1500.97.00**
**DORSE Z MAKAS**  
 TRAILER Z SPRING


Dikmen No	M (mm)	A-B (mm)	C (mm)	Ø D (0x0xmm)	AĞIRLIK Weight(kg)
PS1500.97.00	Komple Makas		-10 / 54	72xØ60xØ30	26,500
PS1500.97.01	71x56	575-270	P. BURÇLU		26,500



- A : Sağ Mesafe / Right Distance  
 B : Sol Mesafe / Left Distance  
 C : Kavis -Ticari Sınıf / Curve - Commercial Class  
 M : Malzeme Ebatı / Material Dimension  
 D : Burç Ölçüleri / Bush Dimension

**PS1500.99.00**
**DORSE Z MAKAS**  
**TRAILER Z SPRING**


Dikmen No	M (mm)	A-B (mm)	C (mm)	Ø D (0x0xmm)	AĞIRLIK Weight(kg)
PS1500.99.00	Komple Makas		101	102xØ57xØ30	51,000
PS1500.99.01	100x35	530-115	P. BURÇLU		17,400
PS1500.99.02	100x45	770-275	P. KIVRIK		32,400

**PS1501.02.00**
**DORSE Z MAKAS LOWBED**  
**TRAILER Z SPRING LOWBED**


Dikmen No	M (mm)	A-B (mm)	C (mm)	Ø D (0x0xmm)	AĞIRLIK Weight(kg)
PS1501.02.00	Komple Makas		115	102xØ60xØ30	51,000
PS1501.02.01	100x48	680-115	P. BURÇLU		25,500
PS1501.02.02	100x48	825-115	P. KIVRIK		25,500

**PS1501.03.00**
**DORSE Z MAKAS**  
**TRAILER Z SPRING**

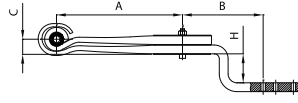
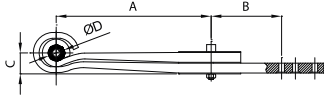

Dikmen No	M (mm)	A-B (mm)	C (mm)	Ø D (0x0xmm)	AĞIRLIK Weight(kg)
PS1501.03.00	Komple Makas		70/100	104xØ68xØ30	37,000
PS1501.03.01	100x50	500-320	P. BURÇLU		33,400
PS1501.03.02	94x3		SAC		3,600

**PS1501.07.00**
**DORSE Z MAKAS**  
**TRAILER Z SPRING**


Dikmen No	M (mm)	A-B (mm)	C (mm)	Ø D (0x0xmm)	AĞIRLIK Weight(kg)
PS1501.07.00	Komple Makas		57	102xØ57xØ30	35,500
PS1501.07.01	100x45	530-260	P. BURÇLU		35,500

**PS1501.13.00**
**DORSE Z MAKAS**  
**TRAILER Z SPRING**


Dikmen No	M (mm)	A-B (mm)	C (mm)	Ø D (0x0xmm)	AĞIRLIK Weight(kg)
PS1501.13.00	Komple Makas		80/26	72xØ60xØ30	24,200
PS1501.13.01	72x56	575-270	P. BURÇLU		24,200



A : Sağ Mesafe / Right Distance  
 B : Sol Mesafe / Left Distance  
 C : Kavis -Ticari Sınıf / Curve - Commercial Class  
 M : Malzeme Ebati / Material Dimension  
 D : Burç Ölçüleri / Bush Dimension

## PS1501.14.00

DORSE Z MAKAS  
 TRAILER Z SPRING



Dikmen No	M (mm)	A-B (mm)	C (mm)	Ø D (0x0xmm)	AĞIRLIK Weight(kg)
PS1501.14.00	Komple Makas		66/83	102xØ65xØ30	39,000
PS1501.14.01	100x48	530-370	P. BURÇLU		39,000

## PS1501.15.00

DORSE Z MAKAS  
 TRAILER Z SPRING



Dikmen No	M (mm)	A-B (mm)	C (mm)	Ø D (0x0xmm)	AĞIRLIK Weight(kg)
PS1501.15.00	Komple Makas		45	102xØ65xØ30	51,300
PS1501.15.01	100x40	550-210	P. BURÇLU		30,400
PS1501.15.02	100x40	825-110	P. KIVRIK		20,900

## PS1501.18.00

DORSE Z MAKAS  
 TRAILER Z SPRING



Dikmen No	M (mm)	A-B (mm)	C (mm)	Ø D (0x0xmm)	AĞIRLIK Weight(kg)
PS1501.18.00	Komple Makas		105/32	102xØ60xØ30	37,700
PS1501.18.01	100x54	570-380	P. BURÇLU		34,300
PS1501.18.02	94x3	-	SAC		3,200

## PS1501.19.00

DORSE Z MAKAS  
 TRAILER Z SPRING



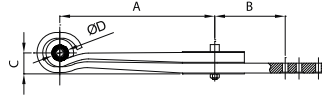
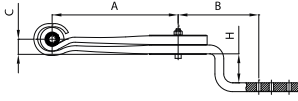
Dikmen No	M (mm)	A-B (mm)	C (mm)	Ø D (0x0xmm)	AĞIRLIK Weight(kg)
PS1501.19.00	Komple Makas		80/32	72xØ60xØ30	
PS1501.19.01	72x62	575-200	P. BURÇLU		27,000

## PS1501.20.00

DORSE Z MAKAS  
 TRAILER Z SPRING



Dikmen No	M (mm)	A-B (mm)	C (mm)	Ø D (0x0xmm)	AĞIRLIK Weight(kg)
PS1501.20.00	Komple Makas		78/47	102xØ60xØ30	33,500
PS1501.20.01	101x50	575-220	P. BURÇLU		33,500



A : Sağ Mesafe / Right Distance  
 B : Sol Mesafe / Left Distance  
 C : Kavis -Ticari Sınıf / Curve - Commercial Class  
 M : Malzeme Ebatı / Material Dimension  
 D : Burç Ölçüleri / Bush Dimension

**PS1501.24.00**
**DORSE Z MAKAS**  
 TRAILER Z SPRING


Dikmen No	M (mm)	A-B (mm)	C (mm)	Ø D (0x0xmm)	AĞIRLIK Weight(kg)
PS1501.24.00	Komple Makas		140	104xØ68xØ30	39,500
PS1501.24.01	100x43	575-55	P. BURÇLU		19,200
PS1501.24.02	100x43	920-55	P. KIVRIK		19,800

**PS1501.25.00**
**DORSE Z MAKAS**  
 TRAILER Z SPRING


Dikmen No	M (mm)	A-B (mm)	C (mm)	Ø D (0x0xmm)	AĞIRLIK Weight(kg)
PS1501.25.00	Komple Makas		80/26	72xØ60xØ30	28,500
PS1501.25.01	72x56	575-200	P. BURÇLU		28,500

**PS1501.26.00**
**DORSE Z MAKAS**  
 TRAILER Z SPRING

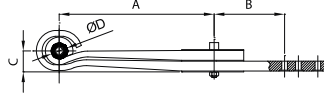
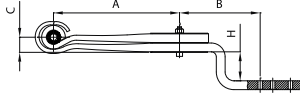

Dikmen No	M (mm)	A-B (mm)	C (mm)	Ø D (0x0xmm)	AĞIRLIK Weight(kg)
PS1501.26.00	Komple Makas		125	102xØ60xØ30	47,700
PS1501.26.01	100x40	500-105	P. BURÇLU		19,700
PS1501.26.02	100x40	550-243	P. KIVRIK		28,000

**PS1501.27.00**
**DORSE Z MAKAS**  
 TRAILER Z SPRING


Dikmen No	M (mm)	A-B (mm)	C (mm)	Ø D (0x0xmm)	AĞIRLIK Weight(kg)
PS1501.27.00	Komple Makas		79	102xØ57xØ30	46,200
PS1501.27.01	100x43	500-103	P. BURÇLU		20,000
PS1501.27.02	100x43	750-295	P. KIVRIK		25,900

**PS1501.28.00**
**DORSE Z MAKAS**  
 TRAILER Z SPRING


Dikmen No	M (mm)	A-B (mm)	C (mm)	Ø D (0x0xmm)	AĞIRLIK Weight(kg)
PS1501.28.00	Komple Makas		77	102xØ60xØ30	53,000
PS1501.28.01	100x43	550-103	P. BURÇLU		20,500
PS1501.28.02	100x43	515-320	P. KIVRIK		32,300



A : Sağ Mesafe / Right Distance  
 B : Sol Mesafe / Left Distance  
 C : Kavis -Ticari Sınıf / Curve - Commercial Class  
 M : Malzeme Ebatı / Material Dimension  
 D : Burç Ölçüleri / Bush Dimension

**PS1501.29.00**
**DORSE Z MAKAS**  
 TRAILER Z SPRING


Dikmen No	M (mm)	A-B (mm)	C (mm)	Ø D (0x0xmm)	AĞIRLIK Weight(kg)
PS1501.29.00	Komple Makas		70	102xØ57 xØ30	31,400
PS1501.29.01	100x51	575-220	P. BURÇLU		31,400

**PS1501.30.00**
**DORSE Z MAKAS**  
 TRAILER Z SPRING


Dikmen No	M (mm)	A-B (mm)	C (mm)	Ø D (0x0xmm)	AĞIRLIK Weight(kg)
PS1501.30.00	Komple Makas		72/63	104xØ68xØ30	29,600
PS1501.30.01	100x48	505-310	P. BURÇLU		29,600

**PS1501.31.00**
**DORSE Z MAKAS**  
 TRAILER Z SPRING

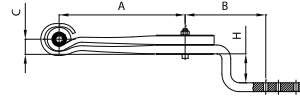
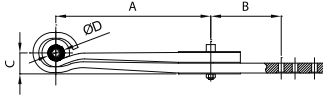

Dikmen No	M (mm)	A-B (mm)	C (mm)	Ø D (0x0xmm)	AĞIRLIK Weight(kg)
PS1501.31.00	Komple Makas		64/47	104xØ68xØ30	32,500
PS1501.31.01	100x48	520-320	P. BURÇLU		30,000
PS1501.31.02	94x3		SAC		2,500

**PS1501.32.00**
**DORSE Z MAKAS**  
 TRAILER Z SPRING


Dikmen No	M (mm)	A-B (mm)	C (mm)	Ø D (0x0xmm)	AĞIRLIK Weight(kg)
PS1501.32.00	Komple Makas		30/42	104xØ68xØ30	33,000
PS1501.32.01	100x48	520-380	P. BURÇLU		30,000
PS1501.32.02	94x3		SAC		3,000

**PS1501.35.00**
**DORSE Z MAKAS**  
 TRAILER Z SPRING


Dikmen No	M (mm)	A-B (mm)	C (mm)	Ø D (0x0xmm)	AĞIRLIK Weight(kg)
PS1501.35.00	Komple Makas		12 / 30	104xØ68xØ30	29,000
PS1501.35.01	100x48	515-247	P. BURÇLU		29,000



- A : Sağ Mesafe / Right Distance  
 B : Sol Mesafe / Left Distance  
 C : Kavis -Ticari Sınıf / Curve - Commercial Class  
 M : Malzeme Ebatı / Material Dimension  
 D : Burç Ölçüleri / Bush Dimension

**PS1501.36.00**
**DORSE Z MAKAS**  
 TRAILER Z SPRING


Dikmen No	M (mm)	A-B (mm)	C (mm)	Ø D (0x0xmm)	AĞIRLIK Weight(kg)
PS1501.36.00	Komple Makas		36/55	104xØ68xØ30	35,500
PS1501.36.01	100x48	510-300	P. BURÇLU		32,400
PS1501.36.02	94x3		SAC		3,100

**PS1501.43.00**
**DORSE Z MAKAS**  
 TRAILER Z SPRING


Dikmen No	M (mm)	A-B (mm)	C (mm)	Ø D (0x0xmm)	AĞIRLIK Weight(kg)
PS1501.43.00	Komple Makas		60/84	104xØ57xØ30	35,600
PS1501.43.01	100x50	520-360	P. BURÇLU		35,600

**PS1501.53.00**
**DORSE Z MAKAS**  
 TRAILER Z SPRING



Dikmen No	M (mm)	A-B (mm)	C (mm)	Ø D (0x0xmm)	AĞIRLIK Weight(kg)
PS1501.53.00	Komple Makas		75	104xØ57xØ30	47,300
PS1501.53.01	100x40	550-105	P. BURÇLU		18,800
PS1501.53.02	100x40	835-250	P. KIVRIK		28,500

**YORK**
**PS1500.49.00**
**Z MAKAS**  
 Z SPRING

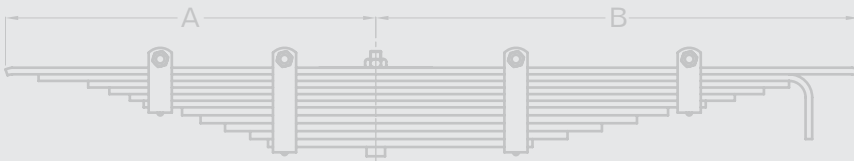
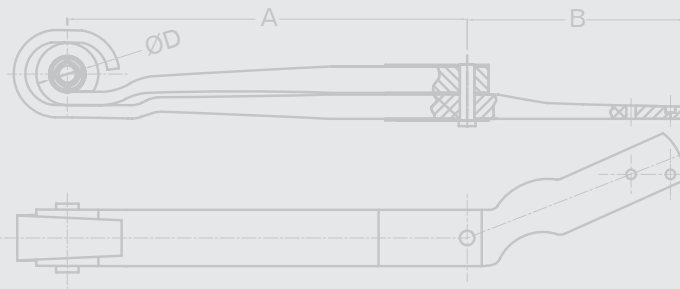
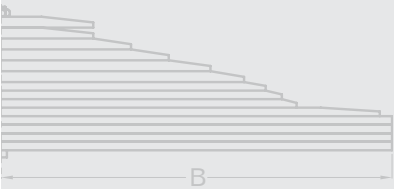
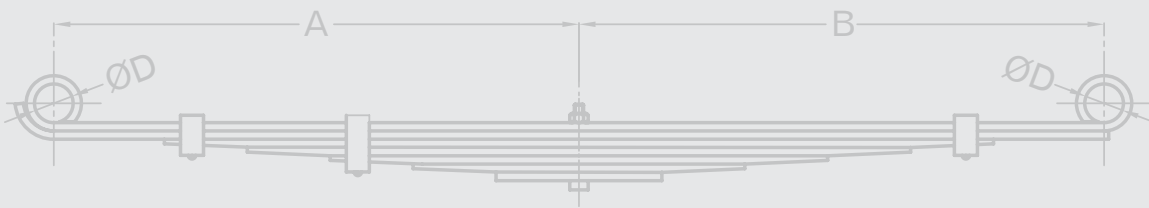

Dikmen No	M (mm)	A-B (mm)	C (mm)	Ø D (0x0xmm)	AĞIRLIK Weight(kg)
PS1500.49.00	Komple Makas		34 /0	104xØ68xØ30	54,600
PS1500.49.01	100x45	547-258,5	P. BURÇLU		31,800
PS1500.49.02	100x45	925-116	P. KIVRIK		22,700

**PS1500.50.00**
**Z MAKAS**  
 Z SPRING


Dikmen No	M (mm)	A-B (mm)	C (mm)	Ø D (0x0xmm)	AĞIRLIK Weight(kg)
PS1500.50.00	Komple Makas		66/32	104xØ68xØ30	29,800
PS1500.50.01	100x50	570-155	P. BURÇLU		29,300

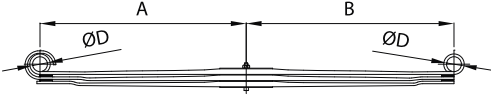


**DiKMEN**  
LEAF SPRINGS CO. LTD.



MAKASLAR / LEAF-SPRING

VAGON



A : Sağ Mesafe / Right Distance  
 B : Sol Mesafe / Left Distance  
 C : Kavis -Ticari Sınıf / Curve - Commercial Class  
 M : Malzeme Ebatı / Material Dimension  
 D : Burç Ölçüleri / Bush Dimension

**PS2200.01.00**
**VAGON MAKAS**  
 WAGON SPRING


Dikmen No	M (mm)	A-B (mm)	C (mm)	Ø D (0x0xmm)	AĞIRLIK Weight(kg)
PS2200.01.00	Komple Makas		87		99,000
PS2200.01.01	120x21	600-600			19,500
PS2200.01.02	120x21	690-690			16,500
PS2200.01.03	120x21	620-620			15,000
PS2200.01.04	120x21	620-620			15,000
PS2200.01.05	120x36	595-595			25,000

**PS2200.02.00**
**VAGON MAKAS**  
 WAGON SPRING


Dikmen No	M (mm)	A-B (mm)	C (mm)	Ø D (0x0xmm)	AĞIRLIK Weight(kg)
PS2200.02.00	Komple Makas		13		88,000
PS2200.02.01	120x25	600-600			29,000
PS2200.02.02	120x25	690-690			21,000
PS2200.02.03	120x25	605-605			18,000
PS2200.02.04	120x25	600-600			17,500

**PS2200.03.00**
**VAGON MAKAS**  
 WAGON SPRING


Dikmen No	M (mm)	A-B (mm)	C (mm)	Ø D (0x0xmm)	AĞIRLIK Weight(kg)
PS2200.03.00	Komple Makas		0		90,000
PS2200.03.01	120x19,5	550-550			19,000
PS2200.03.02	120x19,5	640-640			16,000
PS2200.03.03	120x19,5	550-550			14,000
PS2200.03.04	120x19,5	550-550			14,000
PS2200.03.05	120x35	545-545			23,500

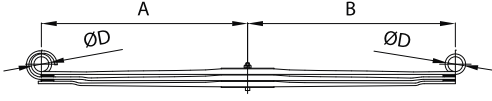
**PS2200.06.00**
**VAGON MAKAS**  
 WAGON SPRING


Dikmen No	M (mm)	A-B (mm)	C (mm)	Ø D (0x0xmm)	AĞIRLIK Weight(kg)
PS2200.06.00	Komple Makas		-15		96,000
PS2200.06.01	100x21	600-600			20,200
PS2200.06.02	100x21	690-690			17,200
PS2200.06.03	100x21	605-605			15,500
PS2200.06.04	100x21	595-595			15,200
PS2200.06.05	100x28	580-580			19,700

**KS2200.01.00**
**VAGON MAKAS**  
 WAGON SPRING


Dikmen No	M (mm)	A-B (mm)	C (mm)	Ø D (0x0xmm)	AĞIRLIK Weight(kg)
KS2200.01.00	Komple Makas		18		110,000
KS2200.01.01	120x16	600-600			22,400
KS2200.01.02	120x16	638-638			19,100
KS2200.01.03	120x16	555-555			16,600
KS2200.01.04	120x16	473-473			14,100
KS2200.01.05	120x16	391-391			11,700
KS2200.01.06	120x16	309-309			9,200
KS2200.01.07	120x16	227-227			6,700
KS2200.01.08	120x16	145-145			4,300





- A : Sağ Mesafe / Right Distance  
 B : Sol Mesafe / Left Distance  
 C : Kavis -Ticari Sınıf / Curve - Commercial Class  
 M : Malzeme Ebati / Material Dimension  
 D : Burç Ölçüleri / Bush Dimension

## KS2200.02.00

VAGON MAKAS  
 WAGON SPRING



Dikmen No	M (mm)	A-B (mm)	C (mm)	Ø D (0x0xmm)	AĞIRLIK Weight(kg)
KS2200.02.00	Komple Makas		75		115,000
KS2200.02.01	120x16	600-600			22,400
KS2200.02.02	120x16	615-615			18,400
KS2200.02.03	120x16	575-575			17,200
KS2200.02.04	120x16	535-535			16,000
KS2200.02.05	120x16	475-475			14,000
KS2200.02.06	120x16	375-375			11,200
KS2200.02.07	120x16	275-275			8,200
KS2200.02.08	120x16	175-175			5,200

## KS2200.03.00

VAGON MAKAS  
 WAGON SPRING



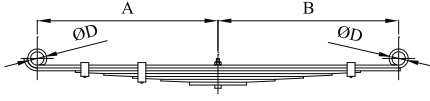
Dikmen No	M (mm)	A-B (mm)	C (mm)	Ø D (0x0xmm)	AĞIRLIK Weight(kg)
KS2200.03.00	Komple Makas		42		112,000
KS2200.03.01	120x16	600-600			22,400
KS2200.03.02	120x16	680-680			20,500
KS2200.03.03	120x16	615-615			18,400
KS2200.03.04	120x16	485-485			14,500
KS2200.03.05	120x16	400-400			11,900
KS2200.03.06	120x16	315-315			9,400
KS2200.03.07	120x16	230-230			6,800
KS2200.03.08	120x16	145-145			4,300

## KS2200.04.00

VAGON MAKAS  
 WAGON SPRING




Dikmen No	M (mm)	A-B (mm)	C (mm)	Ø D (0x0xmm)	AĞIRLIK Weight(kg)
KS2200.04.00	Komple Makas		18		132,000
KS2200.04.01	120x16	700-700			25,400
KS2200.04.02	120x16	738-738			21,900
KS2200.04.03	120x16	655-655			19,600
KS2200.04.04	120x16	565-565			16,900
KS2200.04.05	120x16	475-475			14,200
KS2200.04.06	120x16	385-385			11,500
KS2200.04.07	120x16	295-295			8,800
KS2200.04.08	120x16	205-205			6,100
KS2200.04.09	120x16	125-125			3,700



A : Sağ Mesafe / Right Distance  
 B : Sol Mesafe / Left Distance  
 C : Kavis -Ticari Sınıf / Curve - Commercial Class  
 M : Malzeme Ebatı / Material Dimension  
 D : Burç Ölçüleri / Bush Dimension

**KS2200.05.00**
**VAGON MAKAS**  
**WAGON SPRING**

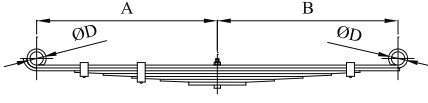

Dikmen No	M (mm)	A-B (mm)	C (mm)	Ø D (0x0xmm)	AĞIRLIK Weight(kg)
KS2200.05.00	Komple Makas		68		140,000
KS2200.05.01	120x16	700-700			25,400
KS2200.05.02	120x16	790-790			23,600
KS2200.05.03	120x16	655-655			19,600
KS2200.05.04	120x16	565-565			16,900
KS2200.05.05	120x16	475-475			14,200
KS2200.05.06	120x16	385-385			11,500
KS2200.05.07	120x16	295-295			8,800
KS2200.05.08	120x16	205-205			6,100
KS2200.05.09	120x16	125-125			3,700

**KS2200.06.00**
**VAGON MAKAS**  
**WAGON SPRING**


Dikmen No	M (mm)	A-B (mm)	C (mm)	Ø D (0x0xmm)	AĞIRLIK Weight(kg)
KS2200.06.00	Komple Makas		68		130,000
KS2200.06.01	120x16	700-700			25,500
KS2200.06.02	120x16	715-715			21,500
KS2200.06.03	120x16	650-650			19,500
KS2200.06.04	120x16	550-550			16,500
KS2200.06.05	120x16	450-450			13,500
KS2200.06.06	120x16	350-350			10,500
KS2200.06.07	120x16	250-250			7,500
KS2200.06.08	120x16	150-150			4,500

**KS2200.07.00**
**VAGON MAKAS**  
**WAGON SPRING**


Dikmen No	M (mm)	A-B (mm)	C (mm)	Ø D (0x0xmm)	AĞIRLIK Weight(kg)
KS2200.07.00	Komple Makas		114		137,900
KS2200.07.01	120x16	600-600			23,100
KS2200.07.02	120x16	681-681			20,000
KS2200.07.03	120x16	600-600			17,600
KS2200.07.04	120x16	538-538			16,300
KS2200.07.05	120x16	476-476			14,200
KS2200.07.06	120x16	416-416			12,300
KS2200.07.07	120x16	356-356			10,500
KS2200.07.08	120x16	295-295			8,600
KS2200.07.09	120x16	235-235			6,800
KS2200.07.10	120x16	175-175			5,200
KS2200.07.11	120x16	114-114			3,300



- A : Sağ Mesafe / Right Distance  
 B : Sol Mesafe / Left Distance  
 C : Kavis -Ticari Sınıf / Curve - Commercial Class  
 M : Malzeme Ebatı / Material Dimension  
 D : Burç Ölçüleri / Bush Dimension

**KS2200.08.00**
**VAGON MAKAS**  
**WAGON SPRING**


Dikmen No	M (mm)	A-B (mm)	C (mm)	Ø D (0x0xmm)	AĞIRLIK Weight(kg)
KS2200.08.00	Komple Makas		80		138,000
KS2200.08.01	120x16	460-460			19,900
KS2200.08.02	120x16	695-695			21,400
KS2200.08.03	120x16	475-475			14,200
KS2200.08.04	120x16	435-435			13,000
KS2200.08.05	120x16	395-395			11,850
KS2200.08.06	120x16	355-355			10,650
KS2200.08.07	120x16	315-315			9,450
KS2200.08.08	120x16	275-275			8,200
KS2200.08.09	120x16	235-235			7,000
KS2200.08.10	120x16	195-195			5,850
KS2200.08.11	120x16	155-155			4,650
KS2200.08.12	120x16	115-115			3,400

Dikmen No.	Ref. No.	Avrupa Kodu	Ürün Adı	Product Name	Sayfa
<b>FORD</b>					
PS100.01.00	YC 155560 HF	56504900	T 280 ARKA	T 280 REAR	2
PS100.02.00	YC155560BH	56503000	T120-350 ARKA (T 280 3 KATLI)	T120-350 REAR (T 280 3 LEAVES)	2
PS100.02.00.K			T120-350 ARKA (T 280 3 KATLI)	T120-350 REAR (T 280 3 LEAVES)	2
PS100.03.00			CARGO 25-17/25-20 ÖN	CARGO 25-17/25-20 FRONT	10
PS100.04.00	2T145560DK	56508000	CONNECT ARKA	CONNECT REAR	2
PS100.05.00			T 300 ARKA	T 300 REAR	2
PS100.05.00.T			T 300 ARKA	T 300 REAR	3
PS100.06.00	2C11 5560GA	56504600	FORD T 280 ARKA TEK TEKER	T 280 REAR	3
PS100.07.00	6C165560UA		T 350 ARKA	T 350 REAR	3
PS100.07.00.T			T 350 ARKA	T 350 REAR	3
PS100.08.00	BA0805H P - VK155560GA	56505900	T120-430 ARKA ( Çift Teker) Y. M.	T120-430 REAR N. M.	3
PS100.09.00			T 300 ARKA TEK TEKER (T 100-330)	T 300 REAR (T 100-330)	4
PS100.09.00.T			T 300 ARKA TEK TEKER (T 100-330)	T 300 REAR (T 100-330)	4
PS100.11.00			TR 100- T330 ARKA	TR 100- T330 REAR	4
PS100.12.00			CARGO 25-35/18-40 ÖN	CARGO 25-35/18-40 FRONT	10
PS100.13.00			CARGO 18-40/25-24 ÖN	CARGO 18-40/25-24 FRONT	10
PS100.17.00			CARGO 35-36 ÖN	CARGO 35-36 FRONT	10
PS100.18.00			TRANSİT ARKA	TRANSİT REAR	4
PS100.19.00	9C465310DA		CARGO 41-40/41-36 ÖN	CARGO 41-40/41-36 FRONT	11
PS100.20.00			900 BENZİNLİ ÖN	900 FRONT	4
PS100.21.00			CARGO 39-35/39-36 ÖN (2. DİNG.)	CARGO 39-35/39-36 FRONT (2nd AXLE)	11
PS100.22.00			CARGO 41-36/ 35-36 / 39-36 ARKA	CARGO 41-36/ 35-36 / 39-36 REAR	11
PS100.23.00	9C46-5310-AC		CARGO 39-35 (1. DİNGİL) ÖN	CARGO 39-35 (1st AXLE) FRONT	11
PS100.25.00			T 100 ARKA	T 100 REAR	5
PS100.26.00			ÖN	FRONT	5
PS100.27.00			ÖN	FRONT	5
PS100.29.00			ARKA	REAR	5
PS100.30.00			ARKA	REAR	5
PS100.31.00			ARKA	REAR	6
PS100.32.00			ARKA	REAR	6
PS100.33.00			CARGO 18-38 T ÖN	CARGO 18-38 T FRONT	12
PS100.34.00	BK31-5560-KE		TRANSİT ARKA (2014)	TRANSIT REAR (2014)	6
PS100.34.00.T			TRANSİT ARKA (2014)	TRANSIT REAR (2014)	6
PS100.34.00.TK			TRANSİT ARKA (2014)	TRANSIT REAR (2014)	6
PS100.35.00	BK31-5560-HE		TRANSİT ARKA (2014)	TRANSIT REAR (2014)	7
PS100.36.00	BK31-5560-JF		TRANSİT ARKA (2014)	TRANSIT REAR (2014)	7
PS100.37.00	BK31-5560-ME		TRANSİT ARKA (2014)	TRANSIT REAR (2014)	7
PS100.38.00	BK31-5560-EE		TRANSİT ARKA (2014)	TRANSIT REAR (2014)	7
PS100.40.00			CARGO 18-46C ÖN	CARGO 18-46C FRONT	12
KS100.03.00			TR DİZEL ÖN	TR DIESEL FRONT	7
KS100.03.00.T			TR DİZEL ÖN	TR DIESEL FRONT	8
KS100.04.00.K			TR DİZEL ARKA (KIVRIK)	TR DIESEL REAR	8
KS100.04.00.S			TR DİZEL ARKA (SÜZME)	TR DIESEL REAR	8
KS100.05.00	93VT 5560 BC-93VT 5560 BD		T 12 ARKA	T 12 REAR	8
KS100.06.00	92 VT 5560 CC		T 15 ARKA	T 15 REAR	8
KS100.06.00.T	95 VB 5560 MA		T 15 ARKA (TURBO)	T 15 REAR (TURBO)	9
KS100.13.00			RANGER ARKA	RANGER REAR	9
KS100.23.00			CARGO 25-17/25-20/25-24/25-30/32-30/26-21ÖN (D. Kavis)	CARGO 25-17/25-20/25-24/25-30/32-30/26-21 FRONT	12
KS100.24.00	93 CT 5310 AB-93CT 5310 BA		CARGO 25-17/25-20/25-24/25-30/32-30/26-21 ÖN	CARGO 25-17/25-20/25-24/25-30/32-30/26-21 FRONT	12
KS100.25.00	97 CT 55 60 BB		CARGO 25-17/25-20 ARKA DAMPER (KISA)	CARGO 25-17/25-20 REAR (SHORT)	13
KS100.26.00			CARGO 25-17/25-20/25-24 ARKA (KASALI)	CARGO 25-17/25-20/25-24 REAR	13
KS100.27.00	90CT 5560 CA		CARGO 25/17-20 İLAVE DİNGİL	CARGO 25/17-20 ADDITIONAL AXLE	13
KS100.28.00			CARGO 25/17-20 İLAVE DİNGİL (D. Kavis)	CARGO 25/17-20 ADDITIONAL AXLE	14

Dikmen No.	Ref. No.	Avrupa Kodu	Ürün Adı	Product Name	Sayfa
KS100.30.00	3C46 5310 AA-3C46 5310C		CARGO 25-24(KASALI)-32-30(2. DİNGİL) ÖN	CARGO 25-24-32-30 (2nd AXLE) FRONT	14
KS100.31.00	97 CT 5560 AB		CARGO 26-21/25-24/25-30 ARKA DAMPER	CARGO 26-21/25-24/25-30 REAR	15
KS100.33.00	95 CT 5560 BC		CARGO 26-21/25-24/25-30/32-30 İLAVE DİNGİL	CARGO 26-21/25-24/25-30/32-30 AD-DITIONAL AXLE	15
KS100.36.00	97CT 5560 AB		CARGO 32-30 ARKA	CARGO 32-30 REAR	16
KS100.38.00			CARGO 18-24 ARKA	CARGO 18-24 REAR	16
KS100.39.00			CARGO 35-30 TERS MAKAS	CARGO 35-30	17
KS100.40.00			CARGO 32-35 C ARKA	CARGO 32-35 C REAR	17
KS100.41.00			T15 ARKA (KAMYONET)	T15 REAR	9
KS100.42.00			RANGER ARKA Y.M.	RANGER REAR N.M.	9
KS100.43.00	6C465310AC		CARGO 34-30 ÖN	CARGO 34-30 FRONT	18
KS100.45.00			CARGO 32-35C/40-30 İLAVE DİNGİL	CARGO 32-35C/40-30 ADDITIONAL AXLE	18
KS100.46.00			CARGO 32-35 ÖN	CARGO 32-35 FRONT	18
KS100.48.00	9C46-5560-BC		CARGO 35-36 ARKA	CARGO 35-36 REAR	19
KS100.49.00			CARGO 35-36 ARKA	CARGO 35-36 REAR	19
KS100.58.00			ARKA	REAR	9

## BMC

PS200.01.00	51RS 700396		LEVEND LÜX ARKA	LEVEND LÜX REAR	22
PS200.02.00	51RS700395-51RS700702		111 ÖN	111 FRONT	22
PS200.02.00.T			111 ÖN	111 FRONT	22
PS200.03.00	51 RS 700 722		111 ARKA	111 REAR	22
PS200.03.00.T			111 ARKA	111 REAR	22
PS200.04.00	51RS700562		MEGASTAR ARKA	MEGASTAR REAR	23
PS200.04.00.T			MEGASTAR ARKA	MEGASTAR REAR	23
PS200.05.00			PROFESYONEL AVARE DİNGİL	PROFESYONEL ADDITIONAL AXLE	23
PS200.06.00	52RS002186-52RS01276		PROFESYONEL ÖN	PROFESYONEL FRONT	23
PS200.07.00	52RS01362		PROFESYONEL 522 ÖN	PROFESYONEL 522 FRONT	23
PS200.08.00	52RS006847-52RS001361		PROFESYONEL 522 ARKA	PROFESYONEL 522 REAR	24
PS200.09.00	52RS006863		PROFESYONEL 522 İLAVE DİNGİL	PROFESYONEL 522 ADDITIONAL AXLE	24
PS200.10.00			PROFESYONEL 518 ARKA	PROFESYONEL 518 REAR	24
PS200.11.00			PROFESYONEL 518 ÖN	PROFESYONEL 518 FRONT	24
PS200.13.00			PROFESYONEL 940 ÖN	PROFESYONEL 940 FRONT	24
PS200.14.00	52RS022501		PROFESYONEL 940 ARKA	PROFESYONEL 940 REAR	25
PS200.15.00			PROFESYONEL 625 ARKA	PROFESYONEL 625 REAR	25
KS200.05.00	M4C 1073		TM 30 ÖN ( Y.M.)	TM 30 FRONT ( N.M.)	25
KS200.06.00	M4C 2033		TM 30 ARKA ( Y.M. )	TM 30 REAR ( N.M. )	25
KS200.07.00	7M 85162-7M 88007-51RS700001		LEVEND ÖN	LEVEND FRONT	25
KS200.07.00.T			LEVEND ÖN (2. KAT TAM KIVRIK)	LEVEND FRONT	26
KS200.08.00	7M 65983		LEVEND ARKA	LEVEND REAR	26
KS200.11.00	7K 67050		FATİH 105-8 ÖN	FATİH 105-8 FRONT	26
KS200.12.00			FATİH 105-8 ARKA	FATİH 105-8 REAR	27
KS200.16.00	7M 99640-7K 55374		FATİH 162-25 ÖN	FATİH 162-25 FRONT	27
KS200.17.00	KOC2027		FATİH 162-25 ARKA	FATİH 162-25 REAR	28
KS200.19.00			FATİH 162-25 İLAVE DİNGİL	FATİH 162-25 ADDITIONAL AXLE	28
KS200.20.00	7K203691-7K55364		FATİH 214-26 ÖN	FATİH 214-26 FRONT	29
KS200.21.00	7K 200074-7K 12813		FATİH 214-26 ARKA (MUAVİNLİ)	FATİH 214-26 REAR with HELPER	29
KS200.23.00	7K 10076-7K 200 074		FATİH 214-26 İLAVE DİNGİL	FATİH 214-26 ADDITIONAL AXLE	30
KS200.24.00	7K 13957-7k52419		FATİH ÇİFT ÇEKER ARKA	FATİH REAR	31
KS200.27.00	7K12670-7K9843-7K10075-7K12813		FATİH 220-26 ARKA	FATİH 220-26 REAR	30
KS200.28.00	52RS001818		PROFESYONEL 617-620-622 ÖN	PROFESYONEL 617-620-622 FRONT	31
KS200.28.00.T			PROFESYONEL 617-620-622 ÖN	PROFESYONEL 617-620-622 FRONT	32
KS200.29.00	7K 2003368		PROFESYONEL 617-620-622 ÖN ( UZUN )	PROFESYONEL 617-620-622 FRONT ( LONG )	32
KS200.30.00	52RS001819		PROFESYONEL 617-620-622 ARKA (İNCE)	PROFESYONEL 617-620-622 REAR (THIN)	33
KS200.30.00.T			PROFESYONEL 617-620-622 ARKA (İNCE)	PROFESYONEL 617-620-622 REAR (THIN)	33

Dikmen No.	Ref. No.	Avrupa Kodu	Ürün Adı	Product Name	Sayfa
KS200.31.00	7K 98151		PROFESYONEL 820-822-827 ARKA (KALIN)	PROFESYONEL 820-822-827 REAR (THICK)	34
KS200.31.00.T			PROFESYONEL 820-822-827 ARKA (KALIN)	PROFESYONEL 820-822-827 REAR (THICK)	34
KS200.34.00	52RS001820		PROFESYONEL İLAVE DİNGİL	PROFESYONEL ADDITIONAL AXLE	35
KS200.36.00	52RS001818		PROFESYONEL624 ÖN (DAMPER)	PROFESYONEL624 FRONT	35
KS200.36.00.T			PROFESYONEL624 ÖN (DAMPER)	PROFESYONEL624 FRONT	35
KS200.37.00	52RS001819		PROFESYONEL624 ARKA (DAMPER)	PROFESYONEL624 REAR	36
KS200.37.00.T			PROFESYONEL624 ARKA (DAMPER)	PROFESYONEL624 REAR	36
KS200.38.00	52RS001820		PROFESYONEL624 İLAVE DİNGİL (DAMPER)	PROFESYONEL624 ADDITIONAL AXLE	36
KS200.40.00			FATİH 270 DİNAZOR ÖN	FATİH 270 DİNAZOR FRONT	31
KS200.43.00	52RS000510		PROFESYONEL ARKA	PROFESYONEL REAR	37

## CHRYSLER

PS300.01.00.T			DODGE 250 ÖN	DODGE 250 FRONT	40
PS300.02.00			DODGE 250 ARKA	DODGE 250 REAR	40
PS300.02.00.T			DODGE 250 ARKA	DODGE 250 REAR	40
PS300.04.00	CHR 25960 T		AS 19-260 ÖN	AS 19-260 FRONT	40
PS300.07.00			AS 19-260 ARKA	AS 19-260 REAR	40
KS300.01.00	4109966B		DODGE PD 250 ÖN	DODGE PD 250 FRONT	41
KS300.02.00	CHR 18 333-TD		DODGE PD 250 ARKA	DODGE PD 250 REAR	41
KS300.04.00	17636 TD		DODGE W100 (PD 250 )4x4 ÖN	DODGE W100 (PD 250 )4x4 FRONT	41
KS300.06.00			DODGE PD 600 ÖN	DODGE PD 600 FRONT	42
KS300.08.00			DODGE PD 600 ARKA (UZUN)	DODGE PD 600 REAR (LONG)	42
KS300.10.00			DODGE (PD 600) DEFRANSİYEL	DODGE (PD 600)	42
KS300.12.00			DODGE PD 900 ÖN	DODGE PD 900 FRONT	43
KS300.13.00	29990 T		DODGE PD 950 ÖN Y.M.	DODGE PD 950 FRONT N.M.	43
KS300.14.00	12605 T		DODGE PD 900 SÜPER ÖN (UZUN)	DODGE PD 900 SUPER FRONT (LONG)	43
KS300.14.00.T			DODGE PD 900 SÜPER ÖN (UZUN)	DODGE PD 900 SUPER FRONT (LONG)	44
KS300.18.00			DODGE PD 950 ARKA (76x12)	DODGE PD 950 REAR (76x12)	44
KS300.19.00			DODGE PD 950 İLAVE DİNGİL(76x12)	DODGE PD 950 ADDITIONAL AXLE(76x12)	45
KS300.20.00	CHR 18898 TC		DODGE PD 950 ARKA (90x12)	DODGE PD 950 REAR (90x12)	45
KS300.22.00	(CHR 18899 TA)-(CHR 28066 T)		DODGE PD 950 İLAVE DİNGİL(90x12)	DODGE PD 950 ADDITIONAL AXLE(90x12)	46
KS300.23.00	CHR 25064 T-28264 T-25060 T-28166 T-25059 T		DODGE 26-200/235 ÖN	DODGE 26-200/235 FRONT	46
KS300.24.00	23998 TB		DODGE 26-200 ARKA	DODGE 26-200 REAR	46
KS300.27.00	23999 TA		DODGE 26-200 İLAVE DİNGİL	DODGE 26-200 ADDITIONAL AXLE	47
KS300.28.00	24277 TB		DODGE 26-235 ARKA	DODGE 26-235 REAR	47
KS300.29.00	24278 TA		DODGE 26-235 İLAVE DİNGİL	DODGE 26-235 ADDITIONAL AXLE	48
KS300.32.00	48110A0059A		HİNO ÖN (6 TEKER)	HİNO FRONT (6 WHEEL)	48
KS300.33.00	48210A0060A		HİNO ARKA (6 TEKER)	HİNO REAR (6 WHEEL)	48

## MERCEDES

PS400.01.00			15-17 ATEGO ÖN	15-17 ATEGO FRONT	54
PS400.01.00.T			15-17 ATEGO ÖN	15-17 ATEGO FRONT	54
PS400.02.00			15-17 ATEGO ARKA	15-17 ATEGO REAR	55
PS400.05.00			32-28 AVARE DİNGİL (KIRK AYAK)	32-28 ADDITIONAL AXLE	62
PS400.06.00	0003200202	33818000	18-40 ACTROS ÖN	18-40 ACTROS FRONT	55
PS400.06.00.T			18-40 ACTROS ÖN (90x28)	18-40 ACTROS FRONT (90x28)	55
PS400.07.00			33-40 ACTROS ÖN	33-40 ACTROS FRONT	55
PS400.07.00.T			33-40 ACTROS ÖN	33-40 ACTROS FRONT	55
PS400.08.00			ACTROS 41-40 ÖN (1. DİNGİL)	ACTROS 41-40 FRONT (1st AXLE)	56
PS400.08.00.T			ACTROS 41-40 ÖN (1. DİNGİL)	ACTROS 41-40 FRONT (1st AXLE)	56
PS400.09.00	9493200302	33698000	ACTROS 41-40 ÖN (2. DİNGİL)	ACTROS 41-40 FRONT (2nd AXLE)	56
PS400.09.00.T			ACTROS 41-40 ÖN (2. DİNGİL)	ACTROS 41-40 FRONT (2nd AXLE)	56
PS400.10.00	9483201605	33885000	ACTROS 33-40 ARKA	ACTROS 33-40 REAR	61
PS400.11.00	9033200001	33704000	SPRINTER TORSİYON YAYI (İNCE)	SPRINTER TORSION THIN	50
PS400.12.00	9033200606 - 9033200706	33715000	SPRINTER 308D-312D ARKA	SPRINTER 308D-312D REAR	50
PS400.13.00			SPRINTER 208 D ARKA	SPRINTER 208 D REAR	51
PS400.14.00	9033201706	33743000	SPRINTER CDI ARKA	SPRINTER CDI REAR	51
PS400.15.00	9033200506 - 9033200406	33713000	SPRINTER PİMLİ ARKA	SPRINTER PİMLİ REAR	51

Dikmen No.	Ref. No.	Avrupa Kodu	Ürün Adı	Product Name	Sayfa
PS400.16.00	6208910051	31993100	26-22 KABİN YAYI	26-22 CABIN SPRING	63
PS400.17.00	9043201806 - 9043201606	33737000	SPRINTER 412 ARKA	SPRINTER 412 REAR	51
PS400.18.00	9443200102	33808000	ACTROS 40-40 ÖN (1. DİNGİL)	ACTROS 40-40 FRONT (1st AXLE)	56
PS400.19.00	9023200401	33702000	SPRINTER TORSİYON YAYI (KALIN)	SPRINTER TORSION SPRING (THICK)	50
PS400.20.00			SPRINTER CDI 313 ARKA	SPRINTER CDI 313 REAR	51
PS400.21.00	9483201405	33839000	41-48 ARKA	41-48 REAR	61
PS400.22.00	6253200305	33679000	32-34 ARKA	32-34 REAR	62
PS400.23.00	9063200406	33785000	SPRINTER CDI 315 ARKA	SPRINTER CDI 315 REAR	52
PS400.25.00	9043200301 - 9043200401	33706000	SPRINTER ÖN TORSİYON YAYI	SPRINTER FRONT TORSION SPRING	50
PS400.31.00	6753202806-6753202906	30919000	11-17/13-20 ARKA	11-17/13-20 REAR	57
PS400.32.00			609 ARKA	609 REAR	52
PS400.33.00	9063201806	33771000	SPRT. 412 ARKA	SPRT. 412 REAR	52
PS400.34.00	6113200802-6113200702	31514000	ARKA	REAR	57
PS400.35.00	6208910151	31994200	KABİN YAYI	CABIN SPRING	63
PS400.38.00	6533200002	33612000	32-34 ÖN (1. DİNGİL)	32-34 FRONT (1st AXLE)	57
PS400.39.00			32-34 ÖN (2. DİNGİL)	32-34 FRONT (2nd AXLE)	57
PS400.40.00	9023201006-9023201106	33707000	SPRINTER ARKA	SPRINTER REAR	52
PS400.41.00	9013200601	33700000	SPRINTER TORSİYON ÖN	SPRINTER TORSION FRONT	50
PS400.43.00	9433200302	33682000	ACTROS ÖN	ACTROS FRONT	57
PS400.44.00			ARKA	REAR	58
PS400.45.00	9063200206	33781000	SPRINTER ARKA	SPRINTER REAR	52
PS400.46.00			ACTROS 33-42 ÖN	ACTROS 33-42 FRONT	58
PS400.49.00	9483201205	33697000	ACTROS ARKA	ACTROS REAR	62
PS400.50.00	9033201906	33735000	SPRINTER ARKA	SPRINTER REAR	53
PS400.51.00	9483201505-9483201005	33691000	ACTROS 41-40 ARKA	ACTROS 41-40 REAR	61
PS400.52.00	6743203406	33401000	ARKA	REAR	58
PS400.53.00	9443200202	33690000	ACTROS ÖN	ACTROS FRONT	58
PS400.54.00	9433200402	33684000	ACTROS ÖN	ACTROS FRONT	59
PS400.55.00	9433200502	33686000	ACTROS ÖN	ACTROS FRONT	59
PS400.58.00	9063203206	33783000	SPRINTER ARKA	SPRINTER REAR	53
PS400.59.00	9043200506 - 9043200606	33721000	SPRINTER ARKA	SPRINTER REAR	53
PS400.60.00	9493200202	33696000	ACTROS 41-40 ÖN (1. DİNGİL)	ACTROS 41-40 FRONT (1st AXLE)	59
PS400.63.00	9703200702	33810000	15-17 ATEGO ÖN	15-17 ATEGO FRONT	59
PS400.64.00	9703200506-9703200606	33831000	15-17 ATEGO ARKA	15-17 ATEGO REAR	59
PS400.65.00	6593200502	33666000	ÖN	FRONT	60
PS400.67.00			ARKA	REAR	60
PS400.68.00	9483200705	33695000	ARKA	REAR	62
PS400.72.00	9443200302	33692000	ÖN	FRONT	60
PS400.73.00			İLAVE DİNGİL	ADDITIONAL AXLE	62
PS400.74.00	6113200802 - 6113200702	31514000	207-308 ARKA	207-308 REAR	53
PS400.75.00	6023200202 - 6023200302	30520000	207 ARKA	207 REAR	53
PS400.77.00			ARKA	REAR	63
PS400.78.00			ÖN	FRONT	60
PS400.80.00			SPRINTER ARKA	SPRINTER REAR	54
PS400.82.00	0003200102	33816000	18 44 ÖN	18 44 FRONT	60
PS400.83.00	9493200402	33806000	ÖN	FRONT	61
PS400.97.00	6763200802-6763201202	33402000	ÖN	FRONT	61
PS400.98.00			SPRINTER ARKA	SPRINTER REAR	54
PS400.99.00		91020000	SPRINTER ARKA	SPRINTER REAR	54
KS400.01.00			ATEGO 15-17 ARKA	ATEGO15-17 REAR	63
KS400.02.00			ATEGO 15-17 İLAVE DİNGİL	ATEGO 15-17 ADDITIONAL AXLE	64
KS400.03.00			25-17/21 ÖN (KALIN)	25-17/21 FRONT (THICK)	64
KS400.03.00			25-17/21 ÖN	25-17/21 FRONT	65
KS400.04.00.İ			25-17/21 ARKA	25-17/21 REAR	66
KS400.04.00.K			25-17/21 ARKA (KALIN)	25-17/21 REAR (THICK)	65
KS400.04.00.Tİ			25-17/21 ARKA	25-17/21 REAR	67
KS400.04.00.TK			25-17/21 ARKA (KALIN)	25-17/21 REAR (THICK)	66



Dikmen No.	Ref. No.	Avrupa Kodu	Ürün Adı	Product Name	Sayfa
KS400.05.00			25-17/21 İLAVE DİNGİL	25-17/21 ADDITIONAL AXLE	67
KS400.06.00			25-23/32-28/30-28 ÖN	25-23/32-28/30-28 FRONT	68
KS400.06.00.T			25-23/32-28/30-28 ÖN	25-23/32-28/30-28 FRONT	68
KS400.07.00	3753200505		25-23 ARKA	25-23 REAR	69
KS400.07.00.T			25-23 ARKA	25-23 REAR	69
KS400.08.00	3753200305		32-28 ARKA	32-28 REAR	70
KS400.08.00.T			32-28 ARKA	32-28 REAR	70
KS400.09.00	3753200005		32-28 İLAVE DİNGİL	32-28 ADDITIONAL AXLE	70
KS400.12.00			MB 800 ÖN	MB 800 FRONT	71
KS400.13.00			MB 800 ARKA	MB 800 REAR	71
KS400.15.00	6243200106 - 33677000	31377000	26-28 ARKA KANALLI	26-28 REAR GROOVED	72
KS400.16.00			30-31 ÖN	30-31 FRONT	72
KS400.17.00			30-31 ARKA KANALLI	30-31 REAR GROOVED	73
KS400.18.00	3753200605		30-28 ARKA	30-28 REAR	73
KS400.22.00			O 302 ARKA (OTOBÜS)	O 302 REAR (BUS)	74
KS400.23.00	3753200105		25-23/32-40 İLAVE DİNGİL	25-23/32-40 ADDITIONAL AXLE	69
KS400.31.00			25-23/32-28/30-28 ÖN	25-23/32-28/30-28 FRONT	68
KS400.32.00			19-21 ÖN	19-21 FRONT	71
KS400.33.00			19-21 ARKA	19-21 REAR	74
KS400.35.00			26-24 ARKA	26-24 REAR	75
KS400.51.00			ARKA	REAR	76
KS400.53.00	6023203006	31587000	ARKA	REAR	72
KS400.59.00			ARKA	REAR	76
KS400.78.00	3463205402	31274000	ÖN	FRONT	75
KS400.79.00	3893200408	30427000	ARKA	REAR	77

### FIAT

PS1600.01.00	1311825080		DUCATO ARKA	DUCATO REAR	80
PS1700.01.00			DOBLO ARKA	DOBLO REAR	80
PS1700.02.00	1329823080		DUCATO ARKA Y.M. 80 LİK	DUCATO REAR N.M.	80
PS1700.03.00	1355403080	67497000	DUCATO ARKA Y.M. 70 LİK	DUCATO REAR N.M.	80
PS1700.04.00	1350080080	67427000	DUCATO ARKA Y.M.	DUCATO REAR N.M.	80
PS1700.06.00			DUCATO ARKA	DUCATO REAR	81
PS1700.07.00			DUCATO ARKA	DUCATO REAR	81
PS1700.08.00			DUCATO ARKA	DUCATO REAR	81
PS1700.09.00			DUCATO ARKA	DUCATO REAR	81
KS500.01.00			50 NC ÖN	50 NC FRONT	81
KS500.02.00			50 NC ARKA	50 NC REAR	82
KS500.02.00.T			50 NC ARKA	50 NC REAR	82

### OTOYOL / IVECO

PS600.01.00			190-330 ÖN	190-330 FRONT	84
PS600.02.00	8587483	67292000	35.9 ÖN	35.9 FRONT	84
PS600.02.00.T			35.9 ÖN	35.9 FRONT	84
PS600.03.00			35.9 ARKA	35.9 REAR	84
PS600.03.00.T			35.9 ARKA	35.9 REAR	84
PS600.04.00			DAILY ARKA	DAILY REAR	85
PS600.04.00.T			DAILY ARKA	DAILY REAR	85
PS600.05.00	8161628	66926000	380-37 ÖN	380-37 FRONT	85
PS600.06.00			EUROBUS ÖN	EUROBUS FRONT	85
PS600.08.00			EUROCITY ÖN	EUROCITY FRONT	85
PS600.08.00.T			EUROCITY ÖN	EUROCITY FRONT	86
PS600.09.00			EUROBUS ARKA	EUROBUS REAR	86
PS600.11.00			DAILY ARKA Y.M.	DAILY REAR N.M.	86
PS600.12.00			EUROCITY ARKA	EUROCITY REAR	86
PS600.13.00			450 ARKA	450 REAR	86
PS600.14.00			EUROCARGO 85100 ARKA	EUROCARGO 85100 REAR	87
PS600.15.00			EUROBUS TECTOR ARKA	EUROBUS TECTOR REAR	87



Dikmen No.	Ref. No.	Avrupa Kodu	Ürün Adı	Product Name	Sayfa
PS600.16.00			150E 280E 320E EURO CARGO ARKA	150E 280E 320E EURO CARGO REAR	87
PS600.21.00	42126923	67177000	ARKA	REAR	87
PS600.22.00	42126135	67167000	ARKA	REAR	87
PS600.23.00			ASTRA ÖN	ASTRA FRONT	88
PS600.24.00	41213060	67152000	STRALIS ÖN	STRALIS FRONT	88
PS600.25.00	8161631		EUROTRAKKER 410E42 ÖN	EUROTRAKKER 410E42 FRONT	88
PS600.26.00	41297041		ARKA	REAR	88
PS600.27.00	41270468		ARKA	REAR	88
KS600.01.00			85-12 ÖN	85-12 FRONT	89
KS600.01.00.T			85-12 ÖN	85-12 FRONT	89
KS600.02.00			85-12 ARKA	85-12 REAR	89
KS600.02.00.T			85-12 ARKA	85-12 REAR	90
KS600.04.00			85-12 İLAVE DİNGİL	85-12 ADDITIONAL AXLE	90
KS600.05.00			M 14 ARKA	M 14 REAR	90
KS600.06.00			M 23 ÖN	M 23 FRONT	91
KS600.07.00			M 50 ARKA	M 50 REAR	91
KS600.12.00			330-30 ARKA	330-30 REAR	91
KS600.14.00			380-37 ÖN	380-37 FRONT	92
KS600.15.00	42121640	67185000	380-37 ARKA	380-37 REAR	92
KS600.16.00	93812674		DAILY ARKA	DAILY REAR	92
KS600.16.00.T			DAILY ARKA	DAILY REAR	93
KS600.17.00	41003534	67308000	380'E 420 ÖN	380'E 420 FRONT	93
KS600.18.00			EURO CARGO ARKA	EURO CARGO REAR	93
KS600.20.00			190 - 26 H ARKA	190 - 26 H REAR	94
KS600.21.00			380 E 37 ÖN	380 E 37 FRONT	95
KS600.23.00			190 E 31 ARKA	190 E 31 REAR	94
KS600.24.00			190 E 31 ARKA	190 E 31 REAR	95
KS600.25.00	42121640		ARKA	REAR	96
KS600.38.00			190 E 31 ARKA	190 E 31 REAR	96

## VOLKSWAGEN

PS1800.01.00			CADDY ARKA	CADDY REAR	98
PS1800.02.00			CADDY ARKA Y.M.	CADDY REAR N.M.	98
PS1900.01.00			VOLT ARKA	VOLT REAR	98
PS1900.02.00			VOLT ARKA	VOLT REAR	98
PS400.23.00	9063200406	33785000	CRAFTER VOLT ARKA / SPRINTER CDI 315 ARKA	CRAFTER VOLT REAR / SPRINTER CDI 315 REAR	98
PS400.25.00	9043200301	33706000	VOLT / SPR. ÖN TORSİYON	VOLT / SPR. FRONT MY LIFT TORSION	99
PS400.33.00	9063201806	33771000	CRAFTER VOLT ARKA / SPRT. 412 ARKA Y.M.	CRAFTER VOLT REAR / SPRT. 412 REAR N.M.	99

## OPEL

PS2000.01.00			MOVANO ARKA	MOVANO REAR	99
--------------	--	--	-------------	-------------	----

## PEUGEOT

PS2100.01.00			BOXER ARKA	BOXER REAR	99
--------------	--	--	------------	------------	----

## MAN

PS700.01.00			12-153 ÖN	12-153 FRONT	102
PS700.02.00			12-153 ARKA	12-153 REAR	102
PS700.03.00			32-310/19-423/19-463 ÖN	32-310/19-423/19-463 FRONT	102
PS700.04.00			19-422 ÖN	19-422 FRONT	102
PS700.05.00			26-230/270 ÖN	26-230/270 FRONT	102
PS700.06.00	81434026291 - 81434026292	73006000	41-360 ÖN 1.-2. DİNGİL (925-735)	41-360 FRONT 1st-2nd AXLE (925-735)	103
PS700.06.00.T			41-360 ÖN 1.-2. DİNGİL (925-735)	41-360 FRONT 1st-2nd AXLE (925-735)	103
PS700.07.00			41-360 ÖN 2. DİNGİL E.M. (900-700)	41-360 FRONT 2nd AXLE O.M. (900-700)	103
PS700.08.00	81434026227	72994000	TGA 33-360/33-412 ÖN	TGA 33-360/33-412 FRONT	103
PS700.12.00	81434026602 - 81434026681	72929000	TGA ARKA (TERS MAKAS)	TGA REAR	103
PS700.15.00			TGL 12-180 ÖN	TGL 12-180 FRONT	104
PS700.17.00	81434006929	72805000	ARKA	REAR	109

Dikmen No.	Ref. No.	Avrupa Kodu	Ürün Adı	Product Name	Sayfa
PS700.19.00		72930000	TGA ÖN	TGA FRONT	104
PS700.22.00	81434026002	72806000	ÖN	FRONT	104
PS700.23.00	81434026622-81434026623-81434026624	72907000	ARKA	REAR	104
PS700.25.00	81434026605-81434026606-81434026607-81434026642	72917000	ARKA	REAR	109
PS700.26.00	85434026038	73011000	ARKA	REAR	104
PS700.27.00	81434026019	72814000	ÖN	FRONT	105
PS700.28.00	81434026053	72810000	ÖN	FRONT	105
PS700.29.00	81434026175	72906000	ÖN	FRONT	15
PS700.30.00	81434026161	72956000	ÖN	FRONT	105
PS700.31.00	81434026518-81434026529-81434026539	72877000	ARKA	REAR	105
PS700.32.00	81434026288 - 81434026289-81434026290	73012000	ÖN	FRONT	106
PS700.33.00	81434006905	727990 00	ARKA	REAR	106
PS700.34.00			19-280 ÖN	19-280 FRONT	106
PS700.35.00	81434026101-81434026103	72866000	41-373 ÖN	41-373 FRONT	106
PS700.36.00	81434026281-81434026282-81434026283-81434026284	730100 00	ÖN	FRONT	106
PS700.37.00	81434026061 -81434026062-81434026060	728620 00	ÖN	FRONT	107
PS700.38.00			TGS ARKA	TGS REAR	109
PS700.39.00	81434026591-81434026592-81434026600-81434026652	72947000	ARKA	REAR	107
PS700.40.00	81434026140	72984000	ÖN	FRONT	107
PS700.41.00	81434026219-81434026220-81434026221-81434026222-81434026258-81434026300-81434026301-81434026302	729880 00	ÖN	FRONT	107
PS700.42.00	86434026050		TGL 12-180 ÖN	TGL 12-180 FRONT	107
PS700.43.00	81434026007 -81434026008	72796000	ÖN	FRONT	108
PS700.44.00			ÖN	FRONT	108
PS700.45.00	81434026308	73008000	ÖN	FRONT	108
PS700.46.00	81434026265	73030000	32-360 ÖN (2. DİNGİL)	32-360 FRONT (2nd AXLE)	108
PS700.47.00	81434026533	72993000	ARKA	REAR	108
PS700.48.00	81434026184 - 81434026187	72999000	ÖN	FRONT	109
PS700.54.00			ÖN	FRONT	109
KS700.01.00			26-230 ÖN	26-230 FRONT	110
KS700.02.00			26-270 ÖN	26-270 FRONT	110
KS700.04.00			26-230/270 ARKA (R.L.)	26-230/270 REAR (R.L.)	111
KS700.05.00			26-230/270 İLAVE DİNGİL (R.L.)	26-230/270 ADDITIONAL AXLE (R.L.)	111
KS700.05.00.T			26-230/270 İLAVE DİNGİL (R.L.)	26-230/270 ADDITIONAL AXLE (R.L.)	112
KS700.06.00	83434006005		26-281 ÖN	26-281 FRONT	112
KS700.07.00			26-281 ARKA	26-281 REAR	113
KS700.08.00			12-153 ARKA	12-153 REAR	113
KS700.09.00			12-153 İLAVE DİNGİL	12-153 ADDITIONAL AXLE	114
KS700.12.00			32-270 ARKA R.L.	32-270 REAR R.L.	114
KS700.13.00			32-270 İLAVE DİNGİL	32-270 ADDITIONAL AXLE	115
KS700.14.00			33-372 ÖN	33-372 FRONT	115
KS700.15.00	81434006867	72781000	33-372 ARKA	33-372 REAR	116
KS700.17.00	82434026501		TGA 33-412 ARKA	TGA 33-412 REAR	116
KS700.18.00	81434026646 - 81434026647-81434026648 - 81434026649	72943000	TGA 41-360 ARKA	TGA 41-360 REAR	117
KS700.22.00	81434026548	72889000	41-364 ARKA	41-364 REAR	117
KS700.25.00			32-270 AVARE DİNGİL	32-270 ADDITIONAL AXLE	116
KS700.28.00	81434006828	72729000	ARKA	REAR	118
KS700.31.00	81434006787	72689000	ARKA	REAR	118
KS700.32.00	81434006774	72699000	ARKA	REAR	118

Dikmen No.	Ref. No.	Avrupa Kodu	Ürün Adı	Product Name	Sayfa
KS700.33.00	81434026514	72865000	ARKA	REAR	119
KS700.34.00	81434026544	72869000	ARKA	REAR	119
<b>OTOKAR</b>					
PS800.01.00			MAGIRUS 2001 ARKA	MAGIRUS 2001 REAR	122
PS800.02.00			MAGIRUS SULTAN ÖN (UZUN)	MAGIRUS SULTAN FRONT (LONG)	122
PS800.03.00			MAGIRUS SULTAN ARKA (UZUN)	MAGIRUS SULTAN REAR (LONG)	122
PS800.04.00			MAGIRUS SULTAN ARKA KALIN (UZUN)	MAGIRUS SULTAN REAR THICK (LONG)	122
PS800.05.00			MAGIRUS SULTAN ÖN (140 S MAXİ COMFORD)	MAGIRUS SULTAN FRONT (140 S MAXİ COMFORD)	122
PS800.06.00			MAGIRUS SULTAN ÖN (160 S MAXİ COMFORD)	MAGIRUS SULTAN FRONT (160 S MAXİ COMFORD)	123
KS800.02.00			MAGIRUS ÖN	MAGIRUS FRONT	123
KS800.02.00.T			MAGIRUS ÖN	MAGIRUS FRONT	123
KS800.04.00			MAGIRUS ARKA	MAGIRUS REAR	123
KS800.06.00			MAGIRUS 2000 ARKA	MAGIRUS 2000 REAR	124
KS800.07.00	42033956	66981000	MAGIRUS ARKA	MAGIRUS REAR	124
<b>ISUZU</b>					
PS900.01.00			NPR 3.9 ÖN	NPR 3.9 FRONT	126
PS900.04.00			TURKUAZ ARKA	TURKUAZ REAR	127
PS900.05.00			NPR 4.8 ARKA	NPR 4.8 REAR	126
PS900.07.00			NPR 3.9 ÖN Y.M.	NPR 3.9 FRONT N.M.	126
PS900.11.00			TURKUAZ ÖN	TURKUAZ FRONT	126
PS900.12.00			NOVO ÖN	NOVO FRONT	126
PS900.13.00			NOVO ARKA	NOVO REAR	127
PS900.17.00			NOVO LUX ARKA	NOVO LUX REAR	127
KS900.01.00			NKR 2,8 ÖN	NKR 2,8 FRONT	127
KS900.02.00			NKR 2,8 ARKA	NKR 2,8 REAR	127
KS900.03.00			NPR 3,9 ÖN	NPR 3,9 FRONT	128
KS900.03.00.T			NPR 3,9 ÖN	NPR 3,9 FRONT	128
KS900.04.00			NPR 3,9 ARKA	NPR 3,9 REAR	128
KS900.04.00.T			NPR 3,9 ARKA	NPR 3,9 REAR	129
KS900.06.00			NPR 4.8 ŞAMPİYON ÖN	NPR 4.8 ŞAMPİYON FRONT	129
KS900.07.00			NPR 4.8 ŞAMPİYON ARKA	NPR 4.8 ŞAMPİYON REAR	130
KS900.09.00			NORM ÖN	NORM FRONT	130
KS900.10.00			NORM ARKA	NORM REAR	131
KS900.11.00			NORM İLAVE DİNGİL	NORM ADDITIONAL AXLE	131
KS900.16.00			LO ARKA (ÇİFT ÇEKER)	LO REAR	132
KS900.45.00			NQR ARKA	NQR REAR	132
KS900.51.00			D'MAX ARKA	NORM ADDITIONAL AXLE	131
<b>HYUNDAI</b>					
KS900.18.00			H 100 MİNÜBÜS ARKA (GÖBEKLİ)	H 100 MINIBUS REAR	134
KS900.19.00			KAMYONET ARKA 6'LI	KAMYONET REAR 6'LI	134
KS900.20.00			H 100 MİNÜBÜS ARKA (GÖBEKSİZ)	H 100 MINIBUS REAR	134
KS900.21.00			STAREX ARKA	STAREX REAR	134
KS900.62.00			HD 72 ÖN	HD 72 FRONT	134
KS900.64.00			HD 72 ARKA	HD 72 REAR	135
<b>KIA</b>					
KS900.22.00			BESTA ARKA	BESTA REAR	136
KS900.23.00			CERES ÖN	CERES FRONT	136
KS900.24.00			CERES ARKA	CERES REAR	136
KS900.25.00			KOBRA ÖN	COBRA FRONT	136
KS900.26.00			KOBRA ARKA	COBRA REAR	136
<b>MAZDA</b>					
KS900.28.00			MİNÜBÜS ARKA	MINIBUS REAR	137

Dikmen No.	Ref. No.	Avrupa Kodu	Ürün Adı	Product Name	Sayfa
<b>TOYOTA</b>					
KS900.29.00			PICK-UP ÖN	PICK-UP FRONT	138
KS900.30.00			PICK-UP ARKA	PICK-UP REAR	138
KS900.31.00			HEILUX ARKA	HEILUX REAR	138
KS900.52.00			PICK-UP ARKA	PICK-UP REAR	138
KS900.55.00			PICK-UP ARKA	PICK-UP REAR	138
<b>NISSAN</b>					
KS900.32.00			ARKA E.M.	REAR O.M.	139
KS900.48.00			ARKA Y.M.	REAR N.M.	139
KS900.53.00			ARKA (UZUN TİP)	REAR (LONG TYPE)	139
KS900.60.00			NAVARA ARKA	NAVARA REAR	139
PS900.08.00			4x4 ARKA	4x4 REAR	139
<b>SUZUKI</b>					
KS900.33.00			ÖN	FRONT	140
KS900.35.00			ARKA	REAR	140
<b>MITSUBISHI</b>					
PS900.02.00			CANTER ÖN	CANTER FRONT	142
PS900.03.00			Z MAKAS	Z SPRING	143
PS900.06.00			POWERBUS Z MAKAS	POWERBUS Z SPRING	143
PS900.09.00			POWERBUS ÖN	POWERBUS FRONT	142
PS900.10.00			POWERBUS ÖN	POWERBUS FRONT	142
PS900.14.00			PRESTİJ ARKA (OTOBÜS)	PRESTİJ REAR (BUS)	142
PS900.15.00			PRESTİJ ÖN (OTOBÜS)	PRESTİJ FRONT (BUS)	142
KS900.36.00			L 200 ARKA	L 200 REAR	143
KS900.37.00			L 300 ARKA (GÖBEKLİ)	L 300 REAR	144
KS900.37.00.K			L 300 ARKA (GÖBEKSİZ)	L 300 REAR	143
KS900.38.00			CANTER ÖN TEK TEKER	CANTER FRONT SINGLE WHEEL	144
KS900.39.00			CANTER ARKA TEK TEKER	CANTER REAR SINGLE WHEEL	144
KS900.41.00			CANTER ÖN	CANTER FRONT	144
KS900.42.00			CANTER ARKA	CANTER REAR	145
KS900.47.00			L 200 ARKA Y.M.	L 200 REAR N.M.	143
KS900.49.00			FUSOCANTER ÖN FE859E	FUSOCANTER FRONT FE859E	145
KS900.57.00			F 511 ARKA	F 511 REAR	145
KS900.71.00			L 200 ARKA	L 200 REAR	145
KS900.72.00			L 200 ARKA	L 200 REAR	145
<b>RENAULT</b>					
PS1300.01.00	5010294113	85001200	420 ÖN	420 FRONT	149
PS1300.01.00.T			420 ÖN	420 FRONT	149
PS1300.02.00.L			420 Z MAKAS (TIR) SOL	420 Z SPRING (TIR) LEFT	150
PS1300.02.00.R			420 Z MAKAS (TIR) SAĞ	420 Z SPRING (TIR) RIGHT	150
PS1300.03.00			180-220 Z MAKAS	180-220 Z SPRING	151
PS1300.04.00	5010327827		MAGNUM ÖN	MAGNUM FRONT	148
PS1300.05.00.L			Z MAKAS (80x48) SOL	Z SPRING (80x48) LEFT	152
PS1300.05.00.R			Z MAKAS (80x48) SAĞ	Z SPRING (80x48) RIGHT	152
PS1300.06.00		85004600	MASTER ARKA	MASTER REAR	148
PS1300.07.00.L			370 Z MAKAS (AVARE DİNGİL) SOL	370 Z SPRING (ADDITIONAL AXLE) LEFT	152
PS1300.07.00.R			370 Z MAKAS (AVARE DİNGİL) SAĞ	370 Z SPRING (ADDITIONAL AXLE) RIGHT	152
PS1300.08.00			MASCOTT ARKA	MASCOTT REAR	148
PS1300.10.00			MIDLUM ARKA	MIDLUM REAR	148
PS1300.11.00			270 ÖN	270 FRONT	150
PS1300.12.00.L			420 Z MAKAS (KIRK AYAK) KÜÇÜK GÖZ SOL	420 Z SPRING LEFT	151
PS1300.12.00.R			420 Z MAKAS (KIRK AYAK) KÜÇÜK GÖZ SAĞ	420 Z SPRING RIGHT	151
PS1300.13.00.L	23336L		440 TIR ARKA (SOL)	440 TRUCK REAR (LEFT)	151
PS1300.13.00.R	23336R		440 TIR ARKA (SAĞ)	440 TRUCK REAR (RIGHT)	151
PS1300.14.00	5010267598	85012000	MAGNUM ÖN	MAGNUM FRONT	148

Dikmen No.	Ref. No.	Avrupa Kodu	Ürün Adı	Product Name	Sayfa
PS1300.16.00	5010630359	85012300	KERAX 440.42 8x4 ÖN 2. DİNGİL	KERAX 440.42 8x4 FRONT 2nd AXLE	149
PS1300.17.00	5010557733	85013700	KERAX 440.42 8x4 ÖN 1. DİNGİL	KERAX 440.42 8x4 FRONT 1st AXLE	149
PS1300.18.00			270 ARKA MAKAS	270 REAR SPRING	152
PS1300.21.00	501055732	85010600	KERAX ÖN (1. DİNGİL)	KERAX FRONT (1st AXLE)	150
PS1300.22.00			MASTER ARKA ANA KAT Y.M.	MASTER REAR N.M.	149
PS1300.25.00			MASTER ARKA ANA KAT Y.M.	MASTER REAR N.M.	150
KS1300.01.00			KERAX ÖN	KERAX FRONT	153
KS1300.02.00	5010383736	85004700	KERAX ARKA	KERAX REAR	153
KS1300.03.00			KERAX 440 ARKA	KERAX 440 REAR	153
KS1300.04.00			KERAX ARKA	KERAX REAR	154

## SCANIA

PS1100.01.00			93 ÖN	93 FRONT	156
PS1100.02.00.L	1421060	90189000	310-360 Z MAKAS SOL	310-360 Z SPRING LEFT	157
PS1100.02.00.R	1421061	90187000	310-360 Z MAKAS SAĞ	310-360 Z SPRING RIGHT	157
PS1100.03.00			310-360 ÖN (2. DİNGİL)	310-360 FRONT (2nd AXLE)	156
PS1100.04.00.L		90199100	380-420 R Z MAKAS SOL	380-420 R Z SPRING LEFT	158
PS1100.04.00.R		90199200	380-420 R Z MAKAS SAĞ	380-420 R Z SPRING RIGHT	158
PS1100.05.00	1479518	90138000	ÖN	FRONT	156
PS1100.06.00	1377712	90175000	ARKA	REAR	157
PS1100.07.00	1312992 1377668	90128000	93 ÖN	93 FRONT	156
PS1100.07.00.T			93 ÖN	93 FRONT	156
PS1100.09.00	1377670	90116000	ÖN	FRONT	157
PS1100.10.00	1829432		G-480 ARKA	G-480 REAR	157
PS1100.11.00			Z MAKAS	Z SPRING	158
PS1100.14.00	1304697	90570000	Z MAKAS	Z SPRING	158
KS1100.03.00	386837	90109000	310-360 ARKA	310-360 REAR	159
KS1100.04.00			İLAVE DİNGİL	ADDITIONAL AXLE	159
KS1100.05.00	1398988	90167000	P380 ARKA	P380 REAR	160
KS1100.07.00			R420 ARKA	R420 REAR	159
KS1100.08.00	1398987	901167000	R420 ARKA	R420 REAR	160
KS1100.10.00	1547824	90199000	P 380 ARKA	P 380 REAR	160

## VOLVO

PS1200.01.00			FL10 83-81 ÖN 2. DİNGİL	FL10 83-81 FRONT 2nd AXLE	162
PS1200.02.00			N12 93-81 ÖN 1. DİNGİL	N12 93-81 FRONT 1st AXLE	162
PS1200.03.00	257839 - 257826	9640000	FH 12 ÖN	FH 12 FRONT	162
PS1200.05.00	257839	9652000	420 POWER ÖN (2. DİNGİL)	420 POWER FRONT (2nd AXLE)	162
PS1200.06.00	257934		ÖN Y.M.	FRONT N.M.	163
PS1200.06.00.T	(257934)-(257927)		ÖN Y.M.	FRONT N.M.	163
PS1200.09.00	257890	9714000	480 POWER ÖN (2. DİNGİL)	480 POWER FRONT (2nd AXLE)	162
PS1200.10.00	257868	9658000	ÖN	FRONT	163
PS1200.12.01			ARKA	REAR	163
PS1200.13.00	257900	9681000	ARKA	REAR	163
PS1200.14.00	257813	9695000	FM9 ARKA	FM9 REAR	164
PS1200.16.00	257927	9712000	ÖN	FRONT	164
PS1200.17.00	257868 - 257859	9658000	ÖN	FRONT	164
PS1200.19.00	257840	9642000	ÖN	FRONT	164
PS1200.21.00	257842	9644000	FH12 ÖN	FH12 FRONT	164
PS1200.23.00	257428	9559000	ARKA	REAR	165
PS1200.25.00	257952		500 ARKA	500 REAR	165
KS1200.01.00			N 12 ÖN	N 12 FRONT	165
KS1200.01.00.T			N 12 ÖN	N 12 FRONT	166
KS1200.02.00			N 12 ARKA	N 12 REAR	166
KS1200.03.00			FH 12 ÖN	FH 12 FRONT	166
KS1200.04.00	257658	9639000	FH 12 ARKA	FH 12 REAR	167

Dikmen No.	Ref. No.	Avrupa Kodu	Ürün Adı	Product Name	Sayfa
KS1200.05.00	257659	9703000	FH 12 ARKA	FH 12 REAR	167
KS1200.06.00			FH 12 ARKA	FH 12 REAR	167
KS1200.07.00	257654	9635000	FH 12 ARKA	FH 12 REAR	168
<b>DAF</b>					
PS1400.02.00			ARKA	REAR	171
PS1400.03.00			ÖN	FRONT	170
PS1400.04.00	1426358 - 1693875	29344000	85-380 ÖN	85-380 FRONT	170
PS1400.09.00	1381683	29340000	ÖN	FRONT	171
PS1400.10.00			ÖN	FRONT	170
PS1400.10.00.T			ÖN	FRONT	170
PS1400.11.00	1279672	29372000	ÖN	FRONT	170
PS1400.13.00	1238644	29304000	ÖN	FRONT	171
PS1400.14.00	1377375	29342000	ÖN	FRONT	171
KS1400.01.00	667199	29325000	85-380 ARKA	85-380 REAR	171
KS1400.02.00	371355	29385000	ARKA	REAR	172
<b>TATA</b>					
PS1400.05.00			PICK-UP ARKA	PICK-UP REAR	173
<b>DAEWOO</b>					
PS2300.01.00			ÖN	FRONT	175
KS2300.01.00			ÖN	FRONT	175
KS2300.02.00			ARKA	REAR	175
<b>HOWO</b>					
KS2400.01.00			ARKA	REAR	176
<b>SHACMAN</b>					
KS2500.01.00			ARKA	REAR	178
KS2500.02.00			ÖN	FRONT	177
KS2500.03.00			ÖN	FRONT	177
KS2500.04.00			ÖN	FRONT	177
<b>DORSE / TRAILER</b>					
PS1500.01.00	0508212640	88138600	DORSE Z MAKAS 57'LİK 38 mm	TRAILER Z SPRING 57 - 38 mm	192
PS1500.02.00		88036800	DORSE Z MAKAS 68'LİK 38 mm	TRAILER Z SPRING 68 - 38 mm	192
PS1500.03.00	0508213330	88137700	DORSE Z MAKAS 57'LİK 43 mm	TRAILER Z SPRING 57 - 43 mm	193
PS1500.04.00.M			DORSE Z MAKAS MEGA 101x52	TRAILER Z SPRING MEGA 101x52	196
PS1500.04.00.O			DORSE Z MAKAS OPTİMA 101x52	TRAILER Z SPRING OPTİMA 101x52	196
PS1500.06.00			DORSE Z MAKAS 57'LİK 35 mm	TRAILER Z SPRING 57- 35 mm	193
PS1500.07.00			JUMBO DORSE KOMPLE	JUMBO TRAILER	180
PS1500.08.00			DORSE Z MAKAS LOWBED	TRAILER Z SPRING LOWBED	193
PS1500.09.00	0508213950	88157700	DORSE Z MAKAS (72x62)	TRAILER Z SPRING (72x62)	195
PS1500.10.00			JUMBO DORSE KOMPLE	JUMBO TRAILER	180
PS1500.11.00	0508213890	88156500	DORSE Z MAKAS (72x56)	TRAILER Z SPRING (72x56)	195
PS1500.12.00	0508212520	88130600	DORSE Z MAKAS 57'LİK	TRAILER Z SPRING 57	195
PS1500.13.00	0508213510	88150800	DORSE Z MAKAS 57'LİK	TRAILER Z SPRING 57	196
PS1500.14.00	3149004100 - 3155102800	88615600	DORSE Z MAKAS 68 LİK	TRAILER Z SPRING 68	196
PS1500.15.00			DORSE Z MAKAS	TRAILER Z SPRING	196
PS1500.16.00	3149005700	88616400	DORSE Z MAKAS	Z SPRING	193
PS1500.20.00			DORSE Z MAKAS ( ÇİFT KAT )	TRAILER SPRING	194
PS1500.35.00	0508213190	88145100	DORSE Z MAKAS	TRAILER Z SPRING	197
PS1500.37.00			RÖMORK MAKASI	TRAILER LEAF SPRING	180
PS1500.38.00			RÖMORK MAKASI	TRAILER LEAF SPRING	180
PS1500.39.00			RÖMORK MAKASI	TRAILER LEAF SPRING	180
PS1500.41.00	21222247	88770100	DORSE Z MAKAS	TRAILER Z SPRING	195
PS1500.42.00	0508212930	88134200	DORSE Z MAKAS	TRAILER Z SPRING	197
PS1500.43.00	0508212920	88133900	DORSE Z MAKAS	TRAILER Z SPRING	197
PS1500.46.00	0508213670	88152100	DORSE Z MAKAS	TRAILER Z SPRING	197
PS1500.48.00	0508212460	88130500	DORSE Z MAKAS	TRAILER Z SPRING	197

Dikmen No.	Ref. No.	Avrupa Kodu	Ürün Adı	Product Name	Sayfa
PS1500.51.00	3155104401	88616800	DORSE Z MAKAS	Z SPRING	193
PS1500.52.00			DORSE	TRAILER SPRING	181
PS1500.53.00	00069938900	69938900	DORSE Z MAKAS	TRAILER Z SPRING	199
PS1500.54.00			DORSE Z MAKAS	TRAILER Z SPRING	199
PS1500.55.00		79041500	RÖMORK MAKASI	TRAILER LEAF SPRING	181
PS1500.56.00	UJB0360C / 4J0360C / MO45005	23601900-46020100	DORSE Z MAKAS	TRAILER Z SPRING	198
PS1500.57.00	0508213751	88158400	DORSE Z MAKAS	TRAILER Z SPRING	198
PS1500.59.00			DORSE	TRAILER SPRING	181
PS1500.60.00	0508213520	88150600	DORSE Z MAKAS	TRAILER Z SPRING	198
PS1500.61.00			DORSE Z MAKAS	TRAILER Z SPRING	199
PS1500.62.00			DORSE Z MAKAS	TRAILER Z SPRING	199
PS1500.63.00	419364		DORSE Z MAKAS	TRAILER Z SPRING	200
PS1500.64.00	434557		DORSE Z MAKAS	TRAILER Z SPRING	200
PS1500.65.00	0508203100	88030000	DORSE	TRAILER SPRING	181
PS1500.68.00	0508212670	88135700	DORSE Z MAKAS	TRAILER Z SPRING	198
PS1500.69.00	3149004201	88615700	DORSE Z MAKAS	Z SPRING	194
PS1500.71.00	15156	26610600	DORSE Z MAKAS	Z SPRING	194
PS1500.72.00	14896	26610500	DORSE Z MAKAS	Z SPRING	194
PS1500.73.00			RÖMORK MAKASI	TRAILER LEAF SPRING	181
PS1500.74.00	0508212730 - 0508212470	88130800 - 88132700	DORSE Z MAKAS	TRAILER Z SPRING	198
PS1500.75.00	3149003602	88615000	DORSE Z MAKAS	Z SPRING	194
PS1500.76.00	21222118	88770200	DORSE Z MAKAS	TRAILER Z SPRING	195
PS1500.78.00			DORSE Z MAKAS	TRAILER Z SPRING	200
PS1500.79.00	405003314		DORSE Z MAKAS	TRAILER Z SPRING	199
PS1500.80.00			DORSE Z MAKAS	TRAILER Z SPRING	200
PS1500.81.00	0508213960	88157800	DORSE Z MAKAS	TRAILER Z SPRING	200
PS1500.82.00			DORSE	TRAILER SPRING	182
PS1500.83.00			RÖMORK MAKASI	TRAILER LEAF SPRING	182
PS1500.84.00			DORSE Z MAKAS	TRAILER Z SPRING	201
PS1500.85.00	30030	09967500	DORSE Z MAKAS	TRAILER Z SPRING	201
PS1500.86.00	0508214010	88157500	DORSE Z MAKAS	TRAILER Z SPRING	201
PS1500.88.00			JUMBO DORSE KOMPLE	JUMBO TRAILER SPRING	182
PS1500.91.00	419071	27083300	DORSE MAKASI	TRAILER SPRING	182
PS1500.95.00	0508214020	88171000	DORSE Z MAKAS	TRAILER Z SPRING	201
PS1500.97.00	0508213880	88156400	DORSE Z MAKAS	TRAILER Z SPRING	201
PS1500.98.00		79060400	DORSE MAKASI	TRAILER SPRING	182
PS1500.99.00	2121560	09845500	DORSE Z MAKAS	TRAILER Z SPRING	202
PS1501.02.00			DORSE Z MAKAS LOWBED	TRAILER Z SPRING LOWBED	202
PS1501.03.00			DORSE Z MAKAS	TRAILER Z SPRING	202
PS1501.04.00			RÖMORK MAKASI	TRAILER LEAF SPRING	183
PS1501.05.00	0508204121	88032300	DORSE MAKASI	TRAILER SPRING	183
PS1501.07.00	0177800		DORSE Z MAKAS	TRAILER Z SPRING	202
PS1501.09.00		79065200	DORSE MAKASI	TRAILER SPRING	183
PS1501.10.00		79060500	DORSE MAKASI	TRAILER SPRING	183
PS1501.11.00	429145		DORSE MAKASI	TRAILER SPRING	183
PS1501.13.00			DORSE Z MAKAS	TRAILER Z SPRING	202
PS1501.14.00			DORSE Z MAKAS	TRAILER Z SPRING	203
PS1501.15.00			DORSE Z MAKAS	TRAILER Z SPRING	203
PS1501.16.00			DORSE MAKASI	TRAILER SPRING	184
PS1501.17.00			DORSE MAKASI	TRAILER SPRING	184
PS1501.18.00	14852	26610400-09965200	DORSE Z MAKAS	TRAILER Z SPRING	203
PS1501.19.00			DORSE Z MAKAS	TRAILER Z SPRING	203
PS1501.20.00			DORSE Z MAKAS	TRAILER Z SPRING	203
PS1501.21.00	949030	27101900	RÖMORK MAKASI	TRAILER LEAF SPRING	184
PS1501.22.00			RÖMORK MAKASI	TRAILER LEAF SPRING	184
PS1501.23.00	21204921	88759700	DORSE MAKASI	TRAILER SPRING	184

Dikmen No.	Ref. No.	Avrupa Kodu	Ürün Adı	Product Name	Sayfa
PS1501.24.00	3149001202	886118 00	DORSE Z MAKAS	TRAILER Z SPRING	204
PS1501.25.00	0508213900	88156600	DORSE Z MAKAS	TRAILER Z SPRING	204
PS1501.26.00	1064033	25003100	DORSE Z MAKAS	TRAILER Z SPRING	204
PS1501.27.00	0508212680	88137100	DORSE Z MAKAS	TRAILER Z SPRING	204
PS1501.28.00	0508202610	88033700	DORSE Z MAKAS	TRAILER Z SPRING	204
PS1501.29.00	0508212320	88135900	DORSE Z MAKAS	TRAILER Z SPRING	205
PS1501.30.00	104401	85890100	DORSE Z MAKAS	TRAILER Z SPRING	205
PS1501.31.00	3149004001 - 3155102900 - 3155102901	88616200	DORSE Z MAKAS	TRAILER Z SPRING	205
PS1501.32.00	3149004500 - 3155103600 - 3149004501	88616300	DORSE Z MAKAS	TRAILER Z SPRING	205
PS1501.35.00	3155102802	88617200	DORSE Z MAKAS	TRAILER Z SPRING	205
PS1501.36.00	3149004502 - 3155103602	88616700	DORSE Z MAKAS	TRAILER Z SPRING	206
PS1501.37.00	949027	27101800	DORSE MAKASI	TRAILER SPRING	185
PS1501.39.00		79060700	DORSE MAKASI	TRAILER SPRING	185
PS1501.40.00		88030500	DORSE MAKASI	TRAILER SPRING	185
PS1501.43.00			DORSE Z MAKAS	TRAILER Z SPRING	206
PS1501.44.00	UCD008315-001		DORSE MAKASI	TRAILER SPRING	185
PS1501.45.00	168716	25360200	RÖMORK MAKASI	TRAILER LEAF SPRING	185
PS1501.46.00		23750000	RÖMORK MAKASI	TRAILER LEAF SPRING	186
PS1501.47.00	21214066	88770400	RÖMORK MAKASI	TRAILER LEAF SPRING	186
PS1501.48.00	0508250380	25863900	RÖMORK MAKASI	TRAILER LEAF SPRING	186
PS1501.50.00			RÖMORK MAKASI	TRAILER LEAF SPRING	186
PS1501.53.00		88031800	DORSE Z MAKAS	TRAILER Z SPRING	206
PS1501.55.00			DORSE MAKASI	TRAILER SPRING	186
KS1500.01.00			DORSE 100x12 8 KATLI (PİYASA)	TRAILER SPRING	187
KS1500.02.00			DORSE 100x12 8 KATLI	TRAILER SPRING	187
KS1500.03.00			DORSE 100x12 10 KATLI	TRAILER SPRING	187
KS1500.04.00			DORSE 100x12 12 KATLI	TRAILER SPRING	188
KS1500.06.00			DORSE TERS MAKAS 120x18 16 KATLI	TRAILER SPRING	190
KS1500.10.00			DORSE MAKASI 90x12	TRAILER SPRING	190
KS1500.12.00			DORSE TERS MAKAS 120x16 16 KAT	TRAILER SPRING	191
KS1500.15.00			DORSE 100x14 14 KATLI	DORSE 100x14 14 KATLI	188
KS1500.25.00			DORSE MAKASI 80x13	TRAILER SPRING	189
KS1500.28.00			DORSE 76x12 11 KATLI	TRAILER SPRING	189
KS1500.98.00	0508108070	88053400	DORSE TERS MAKAS	TRAILER SPRING	191
KS1501.14.00			DORSE TERS MAKAS 120x16 16 KAT	TRAILER SPRING	192
<b>YORK</b>					
PS1500.49.00	507570		Z MAKAS	Z SPRING	206
PS1500.50.01	787808		Z MAKAS	Z SPRING	206
<b>VAGON</b>					
PS2200.01.00	100M13400005		VAGON MAKAS	WAGON SPRING	208
PS2200.02.00			VAGON MAKAS	WAGON SPRING	208
PS2200.03.00	532020028C		VAGON MAKAS	WAGON SPRING	208
PS2200.06.00			VAGON MAKAS	WAGON SPRING	208
KS2200.01.00	95204020100		VAGON MAKAS	WAGON SPRING	208
KS2200.02.00	IR040201		VAGON MAKAS	WAGON SPRING	209
KS2200.03.00	2535020004		VAGON MAKAS	WAGON SPRING	209
KS2200.04.00			VAGON MAKAS	WAGON SPRING	209
KS2200.05.00			VAGON MAKAS	WAGON SPRING	210
KS2200.06.00	665020210049		VAGON MAKAS	WAGON SPRING	210
KS2200.07.00			VAGON MAKAS	WAGON SPRING	210
KS2200.08.00			VAGON MAKAS	WAGON SPRING	211